

## CAJA



| MESES     | CONCEPTO                       | SALDO INICIAL | DEBITOS    | CREDITOS  | SALDO CUENTA | SALDO FINAL CAJA |
|-----------|--------------------------------|---------------|------------|-----------|--------------|------------------|
| 20-nov-98 | LAFROSCIA FAC 112              | 26,524.25     | 0.00       | 1,462.43  | 25,061.82    |                  |
| 20-nov-98 | MICELLI FAC 40                 | 25,061.82     | 0.00       | 1,822.43  | 23,239.39    |                  |
| 20-nov-98 | BERTONE FAC 290                | 23,239.39     | 0.00       | 2,362.43  | 20,876.96    |                  |
| 20-nov-98 | BILLAUD FAC 510                | 20,876.96     | 0.00       | 2,812.43  | 18,064.53    |                  |
| 20-nov-98 | FUNES FAC 37                   | 18,064.53     | 0.00       | 1,552.43  | 16,512.10    |                  |
| 20-nov-98 | LOPEZ ANA FAC 82               | 16,512.10     | 0.00       | 1,732.43  | 14,779.67    |                  |
| 20-nov-98 | GTOS. TRAMITE AUTOM. O/P1747   | 14,779.67     | 0.00       | 300.00    | 14,479.67    |                  |
| 20-nov-98 | MAISONAVE FAC 167              | 14,479.67     | 0.00       | 1,552.43  | 12,927.24    |                  |
| 20-nov-98 | ECHAVE FAC 562                 | 12,927.24     | 0.00       | 1,462.43  | 11,464.81    |                  |
| 20-nov-98 | LESCANO FAC 51                 | 11,464.81     | 0.00       | 1,912.43  | 9,552.38     |                  |
| 20-nov-98 | FADEL J FAC 287                | 9,552.38      | 0.00       | 1,472.43  | 8,079.95     |                  |
| 20-nov-98 | GODOY FAC 49                   | 8,079.95      | 0.00       | 350.00    | 7,729.95     |                  |
| 20-nov-98 | TRANSF. DE CTA.AHORRO 2560     | 7,729.95      | 260,000.00 | 0.00      | 267,729.95   |                  |
| 24-nov-98 | D/F TAMBURRO C/CASTRO RIGLOS   | 267,729.95    | 0.00       | 8,656.42  | 259,073.53   |                  |
| 24-nov-98 | D/F FUSCO DE GARCIA C/DIETRICH | 259,073.53    | 0.00       | 546.16    | 258,527.37   |                  |
| 24-nov-98 | TRANSF. DE CTA.AHORRO 2560     | 258,527.37    | 9,202.58   | 0.00      | 267,729.95   |                  |
| 24-nov-98 | PMOS. PNALES. CON PLANES       | 267,729.95    | 250.00     | 0.00      | 267,979.95   |                  |
| 25-nov-98 | D/F WEISHEIN C/LANATTA         | 267,979.95    | 0.00       | 767.74    | 267,212.21   |                  |
| 25-nov-98 | D/FPICASSO C/ZAMORA            | 267,212.21    | 0.00       | 565.43    | 266,646.78   |                  |
| 25-nov-98 | D/F PRINCIPATO C/ BARRASA      | 266,646.78    | 0.00       | 1,735.80  | 264,910.98   |                  |
| 25-nov-98 | D/F CUSA C/MARTINEZ            | 264,910.98    | 0.00       | 246.57    | 264,664.41   |                  |
| 25-nov-98 | D/F PASCALE C/ADAMO            | 264,664.41    | 0.00       | 554.69    | 264,109.72   |                  |
| 25-nov-98 | D/F PEREZ C/ BARTOLOME         | 264,109.72    | 0.00       | 123.95    | 263,985.77   |                  |
| 25-nov-98 | D/F CUERVO C/LUGO              | 263,985.77    | 0.00       | 17,908.69 | 246,077.08   |                  |
| 25-nov-98 | AMIRAVOLE C/ LERANTH           | 246,077.08    | 0.00       | 462.92    | 245,614.16   |                  |
| 25-nov-98 | SAUCEDO C/BRIEVA               | 245,614.16    | 0.00       | 6,816.51  | 238,797.65   |                  |
| 25-nov-98 | MARCHESI C/ ABDALA             | 238,797.65    | 0.00       | 805.71    | 237,991.94   |                  |
| 25-nov-98 | VAZQUEZ C/ PEIXOTO             | 237,991.94    | 0.00       | 5,963.33  | 232,028.61   |                  |
| 25-nov-98 | PANIAGUA C/LOPEZ DOMINGUEZ     | 232,028.61    | 0.00       | 11,690.10 | 220,338.51   |                  |
| 25-nov-98 | D/F INDUSTEC S.R.L.C/DIAZ      | 220,338.51    | 0.00       | 402.76    | 219,935.75   |                  |
| 25-nov-98 | DF BARBAT C/CARNEVALE          | 219,935.75    | 0.00       | 453.92    | 219,481.83   |                  |
| 25-nov-98 | TRANSF. DE CTA.AHORRO 2560     | 219,481.83    | 48,498.12  | 0.00      | 267,979.95   |                  |
| 25-nov-98 | PMOS. PNALES. CON PLANES       | 267,979.95    | 275.00     | 0.00      | 268,254.95   |                  |
| 26-nov-98 | GAUTO C/ CNAS                  | 268,254.95    | 0.00       | 75.00     | 268,179.95   |                  |
| 26-nov-98 | REDI FAC 61                    | 268,179.95    | 0.00       | 2,362.43  | 265,817.52   |                  |
| 26-nov-98 | TRYBUS FAC 641                 | 265,817.52    | 0.00       | 1,462.43  | 264,355.09   |                  |
| 26-nov-98 | FERRER FAC 338                 | 264,355.09    | 0.00       | 1,888.43  | 262,466.66   |                  |
| 26-nov-98 | MANT.EDIF. DITECO S.A.         | 262,466.66    | 0.00       | 2,902.80  | 259,563.86   |                  |
| 26-nov-98 | COUSELO FAC 1884               | 259,563.86    | 0.00       | 888.00    | 258,675.86   |                  |
| 26-nov-98 | CIA OMNIBUS 25 DE MAYO C/GUZM  | 258,675.86    | 0.00       | 70.00     | 258,605.86   |                  |
| 27-nov-98 | MARAZZI C/ DAYAN DAVID         | 258,605.86    | 0.00       | 639.85    | 257,966.01   |                  |
| 27-nov-98 | FADEL JORGE FAC VRIAS OP1755   | 257,966.01    | 0.00       | 1,330.00  | 256,636.01   |                  |
| 01-dic-98 | MARTINI FAC 39                 | 256,636.01    | 0.00       | 2,464.00  | 254,172.01   |                  |

PROY-SOI

12237

**ANEXO II**

ORGANISMO o EMPRESA: CAJA NACIONAL DE AHORRO Y SEGURO (E.L.)

Período: JULIO DE 1998 - DICIEMBRE DE 1998

**CAJA**



| MESES     | CONCEPTO               | SALDO INICIAL | DEBITOS | CREDITOS | SALDO CUENTA | SALDO FINAL CAJA |
|-----------|------------------------|---------------|---------|----------|--------------|------------------|
| 01-dic-98 | MENEM FAC 9            | 254,172.01    | 0.00    | 2,800.00 | 251,372.01   |                  |
| 01-dic-98 | CANDIA FAC 103         | 251,372.01    | 0.00    | 1,760.00 | 249,612.01   |                  |
| 01-dic-98 | ARRIGHI FAC 52         | 249,612.01    | 0.00    | 3,036.00 | 246,576.01   |                  |
| 01-dic-98 | BUTTY FAC 7            | 246,576.01    | 0.00    | 1,100.00 | 245,476.01   |                  |
| 01-dic-98 | CARBONELL FAC 38       | 245,476.01    | 0.00    | 3,036.00 | 242,440.01   |                  |
| 01-dic-98 | BLANCO FAC 39          | 242,440.01    | 0.00    | 2,640.00 | 239,800.01   |                  |
| 01-dic-98 | SOBRERO FAC 11         | 239,800.01    | 0.00    | 900.00   | 238,900.01   |                  |
| 01-dic-98 | SEGURADO FAC 4         | 238,900.01    | 0.00    | 1,100.00 | 237,800.01   |                  |
| 01-dic-98 | LLANO FAC 270          | 237,800.01    | 0.00    | 4,300.00 | 233,500.01   |                  |
| 01-dic-98 | ALFARO FAC 115         | 233,500.01    | 0.00    | 2,500.00 | 231,000.01   |                  |
| 01-dic-98 | MORRAZO FAC 48         | 231,000.01    | 0.00    | 1,300.00 | 229,700.01   |                  |
| 01-dic-98 | LOPEZ FERNANDEZ FAC 60 | 229,700.01    | 0.00    | 3,000.00 | 226,700.01   |                  |
| 01-dic-98 | CAFFARO ROSSI FAC 39   | 226,700.01    | 0.00    | 1,500.00 | 225,200.01   |                  |
| 01-dic-98 | LACORTE FAC 35         | 225,200.01    | 0.00    | 1,408.00 | 223,792.01   |                  |
| 01-dic-98 | ROTER FAC 36           | 223,792.01    | 0.00    | 3,520.00 | 220,272.01   |                  |
| 01-dic-98 | CATINARI FAC 6         | 220,272.01    | 0.00    | 900.00   | 219,372.01   |                  |
| 01-dic-98 | SAAVEDRA FAC 16        | 219,372.01    | 0.00    | 1,100.00 | 218,272.01   |                  |
| 01-dic-98 | BUFFA FAC 25           | 218,272.01    | 0.00    | 1,179.00 | 217,093.01   |                  |
| 01-dic-98 | MASSOLO FAC 38         | 217,093.01    | 0.00    | 2,200.00 | 214,893.01   |                  |
| 01-dic-98 | GREGO FAC 36           | 214,893.01    | 0.00    | 1,980.00 | 212,913.01   |                  |
| 01-dic-98 | MOLINA FAC 38          | 212,913.01    | 0.00    | 1,782.00 | 211,131.01   |                  |
| 01-dic-98 | PUJOL FAC 11           | 211,131.01    | 0.00    | 1,300.00 | 209,831.01   |                  |
| 01-dic-98 | DEL POTRO FAC 37       | 209,831.01    | 0.00    | 2,500.00 | 207,331.01   |                  |
| 01-dic-98 | ESTEVEZ FAC 486        | 207,331.01    | 0.00    | 2,500.00 | 204,831.01   |                  |
| 01-dic-98 | BAEZA FAC 6            | 204,831.01    | 0.00    | 1,200.00 | 203,631.01   |                  |
| 01-dic-98 | SASSON FAC 6           | 203,631.01    | 0.00    | 1,000.00 | 202,631.01   |                  |
| 01-dic-98 | NOYER FAC 111          | 202,631.01    | 0.00    | 2,500.00 | 200,131.01   |                  |
| 01-dic-98 | BRESSAN FAC 58         | 200,131.01    | 0.00    | 3,000.00 | 197,131.01   |                  |
| 01-dic-98 | THOMAS FAC 38          | 197,131.01    | 0.00    | 1,760.00 | 195,371.01   |                  |
| 01-dic-98 | BORTON FAC 341         | 195,371.01    | 0.00    | 2,700.00 | 192,671.01   |                  |
| 01-dic-98 | BACHULE FAC 14         | 192,671.01    | 0.00    | 1,900.00 | 190,771.01   |                  |
| 01-dic-98 | CAFFARONE FAC 38       | 190,771.01    | 0.00    | 1,980.00 | 188,791.01   |                  |
| 01-dic-98 | ARRIGO FAC 41          | 188,791.01    | 0.00    | 2,000.00 | 186,791.01   |                  |
| 01-dic-98 | POGGI FAC 118          | 186,791.01    | 0.00    | 2,500.00 | 184,291.01   |                  |
| 01-dic-98 | FERNANDEZ R. FAC 76    | 184,291.01    | 0.00    | 4,000.00 | 180,291.01   |                  |
| 01-dic-98 | TALLKERICO FAC 106     | 180,291.01    | 0.00    | 2,640.00 | 177,651.01   |                  |
| 01-dic-98 | ZEBALLOS FAC 42        | 177,651.01    | 0.00    | 1,320.00 | 176,331.01   |                  |
| 01-dic-98 | DEL VECCHIO FAC 43     | 176,331.01    | 0.00    | 2,500.00 | 173,831.01   |                  |
| 01-dic-98 | FERNADEZ P. FAC 39     | 173,831.01    | 0.00    | 2,500.00 | 171,331.01   |                  |
| 01-dic-98 | BLANDA FAC 52          | 171,331.01    | 0.00    | 3,000.00 | 168,331.01   |                  |
| 01-dic-98 | LAURIA FAC 37          | 168,331.01    | 0.00    | 1,980.00 | 166,351.01   |                  |
| 01-dic-98 | MAIDANA FAC 39         | 166,351.01    | 0.00    | 1,056.00 | 165,295.01   |                  |
| 01-dic-98 | MEDINA FAC 14          | 165,295.01    | 0.00    | 1,500.00 | 163,795.01   |                  |

PROY-501

72237



CAJA

| MESES     | CONCEPTO                | SALDO INICIAL | DEBITOS  | CREDITOS | SALDO CUENTA | SALDO FINAL CAJA |
|-----------|-------------------------|---------------|----------|----------|--------------|------------------|
| 01-dic-98 | VILLASBOAS FAC 259      | 163,795.01    | 0.00     | 800.00   | 162,995.01   |                  |
| 01-dic-98 | VELASQUE FAC 54         | 162,995.01    | 0.00     | 1,500.00 | 161,495.01   |                  |
| 01-dic-98 | ADAN FAC 91             | 161,495.01    | 0.00     | 3,000.00 | 158,495.01   |                  |
| 01-dic-98 | BEHOTEGUY FAC 38        | 158,495.01    | 0.00     | 1,760.00 | 156,735.01   |                  |
| 01-dic-98 | GESUALDO FAC 454        | 156,735.01    | 0.00     | 4,180.00 | 152,555.01   |                  |
| 01-dic-98 | ROCCO CARLOS FAC 51     | 152,555.01    | 0.00     | 3,080.00 | 149,475.01   |                  |
| 01-dic-98 | MARTINEZ RUBEN FAC 105  | 149,475.01    | 0.00     | 2,800.00 | 146,675.01   |                  |
| 01-dic-98 | ROCCO PABLO FAC 40      | 146,675.01    | 0.00     | 3,000.00 | 143,675.01   |                  |
| 01-dic-98 | BARRAGAN FAC 39         | 143,675.01    | 0.00     | 2,500.00 | 141,175.01   |                  |
| 01-dic-98 | WRIGHT FAC 64           | 141,175.01    | 0.00     | 2,000.00 | 139,175.01   |                  |
| 01-dic-98 | DE SIMONE FAC 16        | 139,175.01    | 0.00     | 2,200.00 | 136,975.01   |                  |
| 01-dic-98 | CAMPAGNOLI FAC 12       | 136,975.01    | 0.00     | 900.00   | 136,075.01   |                  |
| 01-dic-98 | AGROGLIANO              | 136,075.01    | 0.00     | 711.90   | 135,363.11   |                  |
| 01-dic-98 | ACEVEDO 11/98           | 135,363.11    | 0.00     | 6,651.85 | 128,711.26   |                  |
| 01-dic-98 | CRED HIPOTECARIO        | 128,711.26    | 0.00     | 171.09   | 128,540.17   |                  |
| 01-dic-98 | HERMIDA FAC 95          | 128,540.17    | 0.00     | 3,600.00 | 124,940.17   |                  |
| 01-dic-98 | VITALE FAC 17           | 124,940.17    | 0.00     | 1,500.00 | 123,440.17   |                  |
| 01-dic-98 | LUTTERAL FAC 61         | 123,440.17    | 0.00     | 3,000.00 | 120,440.17   |                  |
| 01-dic-98 | TABITTA FAC 158         | 120,440.17    | 0.00     | 2,640.00 | 117,800.17   |                  |
| 01-dic-98 | MARTINOIA FAC 73        | 117,800.17    | 0.00     | 2,000.00 | 115,800.17   |                  |
| 01-dic-98 | SUBIZAR FAC 125         | 115,800.17    | 0.00     | 3,500.00 | 112,300.17   |                  |
| 01-dic-98 | SANZ FAC 70             | 112,300.17    | 0.00     | 2,640.00 | 109,660.17   |                  |
| 01-dic-98 | BUSSO FAC 93            | 109,660.17    | 0.00     | 5,000.00 | 104,660.17   |                  |
| 01-dic-98 | LAGOMARSINO FAC 73      | 104,660.17    | 0.00     | 900.00   | 103,760.17   |                  |
| 01-dic-98 | BRUNO FAC 41            | 103,760.17    | 0.00     | 2,500.00 | 101,260.17   |                  |
| 01-dic-98 | FERREYRA FAC 44         | 101,260.17    | 0.00     | 2,500.00 | 98,760.17    |                  |
| 01-dic-98 | LARREGINA FAC 454       | 98,760.17     | 0.00     | 4,000.00 | 94,760.17    |                  |
| 01-dic-98 | GULLY FAC 203           | 94,760.17     | 0.00     | 2,000.00 | 92,760.17    |                  |
| 01-dic-98 | FERNADEZ ROBERTO FAC 99 | 92,760.17     | 0.00     | 2,800.00 | 89,960.17    |                  |
| 01-dic-98 | BAIER FAC 118           | 89,960.17     | 0.00     | 1,800.00 | 88,160.17    |                  |
| 01-dic-98 | CORONEL FAC 59          | 88,160.17     | 0.00     | 1,552.43 | 86,607.74    |                  |
| 01-dic-98 | ACIAR FAC 58            | 86,607.74     | 0.00     | 2,092.43 | 84,515.31    |                  |
| 01-dic-98 | MALET FAC 211           | 84,515.31     | 0.00     | 1,552.43 | 82,962.88    |                  |
| 01-dic-98 | BARBOT FAC 268          | 82,962.88     | 0.00     | 1,732.43 | 81,230.45    |                  |
| 01-dic-98 | COUZO FAC 108           | 81,230.45     | 0.00     | 2,640.00 | 78,590.45    |                  |
| 01-dic-98 | GATIUS FAC 102          | 78,590.45     | 0.00     | 3,000.00 | 75,590.45    |                  |
| 01-dic-98 | MASCADRI FAC 379        | 75,590.45     | 0.00     | 3,036.00 | 72,554.45    |                  |
| 01-dic-98 | SPATARO FAC 38          | 72,554.45     | 0.00     | 2,500.00 | 70,054.45    |                  |
| 01-dic-98 | ANGULO FAC 58           | 70,054.45     | 0.00     | 3,950.00 | 66,104.45    |                  |
| 01-dic-98 | FERRER FAC 231          | 66,104.45     | 0.00     | 3,000.00 | 63,104.45    |                  |
| 01-dic-98 | REC. DR SAINT MARTIN    | 63,104.45     | 513.00   | 0.00     | 63,617.45    |                  |
| 01-dic-98 | REC. DR ZAFFRANI        | 63,617.45     | 4,300.00 | 0.00     | 67,917.45    |                  |
| 02-dic-98 | D/F SANCHEZ C/ META     | 67,917.45     | 0.00     | 200.00   | 67,717.45    |                  |

PROY-SOI  
72237

CAJA



| MESES     | CONCEPTO                        | SALDO INICIAL | DEBITOS    | CREDITOS   | SALDO CUENTA | SALDO FINAL CAJA |
|-----------|---------------------------------|---------------|------------|------------|--------------|------------------|
| 02-dic-98 | DF GONZALEZ C/DELL AQUILA       | 67,717.45     | 0.00       | 200.00     | 67,517.45    |                  |
| 02-dic-98 | STORANI J C/ MARMOLEJO          | 67,517.45     | 0.00       | 181.08     | 67,336.37    |                  |
| 02-dic-98 | CASTELLUCIO C/ CARLUCCIO        | 67,336.37     | 0.00       | 138.56     | 67,197.81    |                  |
| 02-dic-98 | DF DI NAPOLI C/ALONSO           | 67,197.81     | 0.00       | 880.23     | 66,317.58    |                  |
| 02-dic-98 | DF GARCIA C/ SILVA              | 66,317.58     | 0.00       | 400.00     | 65,917.58    |                  |
| 02-dic-98 | DF PEREZ C/SOTELO               | 65,917.58     | 0.00       | 357.51     | 65,560.07    |                  |
| 02-dic-98 | DF ZAMORANO C/GARCIA            | 65,560.07     | 0.00       | 4,440.79   | 61,119.28    |                  |
| 02-dic-98 | TRANSF. DE CTA.AHORRO 2560      | 61,119.28     | 10,000.00  | 0.00       | 71,119.28    |                  |
| 02-dic-98 | REC. OROFINO C/ PEIXINA         | 71,119.28     | 5,052.71   | 0.00       | 76,171.99    |                  |
| 02-dic-98 | BENITEZ FAC 39                  | 76,171.99     | 0.00       | 1,000.00   | 75,171.99    |                  |
| 02-dic-98 | RODRIGUEZ CARDO FAC 32          | 75,171.99     | 0.00       | 1,400.00   | 73,771.99    |                  |
| 02-dic-98 | SPINELLA FAC 42                 | 73,771.99     | 0.00       | 2,816.00   | 70,955.99    |                  |
| 02-dic-98 | DARRIBA FAC 274                 | 70,955.99     | 0.00       | 1,800.00   | 69,155.99    |                  |
| 02-dic-98 | ALVAREZ LUJAN FAC 44            | 69,155.99     | 0.00       | 1,150.00   | 68,005.99    |                  |
| 02-dic-98 | LLARENA 11/98                   | 68,005.99     | 0.00       | 6,196.36   | 61,809.63    |                  |
| 02-dic-98 | CORTEZ FAC 318                  | 61,809.63     | 0.00       | 4,600.00   | 57,209.63    |                  |
| 02-dic-98 | KUPFER FAC 56                   | 57,209.63     | 0.00       | 2,500.00   | 54,709.63    |                  |
| 02-dic-98 | NAVAROO FAC 21                  | 54,709.63     | 0.00       | 2,500.00   | 52,209.63    |                  |
| 03-dic-98 | REC. CARROZZO JUAN C/ ARDANA S. | 52,209.63     | 78.00      | 0.00       | 52,287.63    |                  |
| 03-dic-98 | LEY RIESGO DE TRABAJO           | 52,287.63     | 0.00       | 108.69     | 52,178.94    |                  |
| 03-dic-98 | MONTOYA FAC 315                 | 52,178.94     | 0.00       | 1,642.43   | 50,536.51    |                  |
| 03-dic-98 | LASCANO HORACIO D. FAC 19       | 50,536.51     | 0.00       | 1,800.00   | 48,736.51    |                  |
| 03-dic-98 | PEREZ RAYA FAC 3                | 48,736.51     | 0.00       | 2,500.00   | 46,236.51    |                  |
| 03-dic-98 | GTOS. PERROTA C/ZARIF           | 46,236.51     | 0.00       | 60.00      | 46,176.51    |                  |
| 04-dic-98 | COOP. TRAB.SEG.VIG.FAC 861      | 46,176.51     | 0.00       | 4,063.88   | 42,112.63    |                  |
| 04-dic-98 | GTOS NOT. RAMIREZ C/PENA        | 42,112.63     | 0.00       | 60.00      | 42,052.63    |                  |
| 07-dic-98 | TRANSF. DE CTA.AHORRO 2560      | 42,052.63     | 323,556.08 | 0.00       | 365,608.71   |                  |
| 07-dic-98 | DF MAFFIOLY C/CNAS              | 365,608.71    | 0.00       | 6,228.62   | 359,380.09   |                  |
| 07-dic-98 | DF ALTOBELLI C/CNAS             | 359,380.09    | 0.00       | 6,864.93   | 352,515.16   |                  |
| 07-dic-98 | DF FIORINI C/CNAS               | 352,515.16    | 0.00       | 9,721.06   | 342,794.10   |                  |
| 07-dic-98 | DF GONZALEZ C/CNAS              | 342,794.10    | 0.00       | 34,061.92  | 308,732.18   |                  |
| 07-dic-98 | DF PREUX R.C/CNAS               | 308,732.18    | 0.00       | 7,194.38   | 301,537.80   |                  |
| 07-dic-98 | DF DEGANO C/CNAS                | 301,537.80    | 0.00       | 6,635.08   | 294,902.72   |                  |
| 07-dic-98 | DF ULMETE C/CNAS                | 294,902.72    | 0.00       | 7,091.71   | 287,811.01   |                  |
| 07-dic-98 | DF PARODI OSCAR A.C/CNAS        | 287,811.01    | 0.00       | 24,912.80  | 262,898.21   |                  |
| 07-dic-98 | DF VESPASIANI C/CNAS            | 262,898.21    | 0.00       | 172,787.63 | 90,110.58    |                  |
| 07-dic-98 | MICROSER FAC 1675               | 90,110.58     | 0.00       | 3,403.43   | 86,707.15    |                  |
| 07-dic-98 | PMOS. PNALES. CON PLANES        | 86,707.15     | 263.00     | 0.00       | 86,970.15    |                  |
| 09-dic-98 | DF BACCANELLI C/CNAS            | 86,970.15     | 0.00       | 173.66     | 86,796.49    |                  |
| 09-dic-98 | SPE O/P 1838                    | 86,796.49     | 0.00       | 5.64       | 86,790.85    |                  |
| 09-dic-98 | LO TARTARO FAC 345              | 86,790.85     | 0.00       | 2,900.00   | 83,890.85    |                  |
| 09-dic-98 | SVC Y SLCT 1873                 | 83,890.85     | 0.00       | 27.50      | 83,863.35    |                  |
| 10-dic-98 | SOMASCHINI C/CNAS               | 83,863.35     | 0.00       | 39,170.09  | 44,693.26    |                  |

PROY-SCI  
12237

CAJA



| MESES     | CONCEPTO                       | SALDO INICIAL | DEBITOS    | CREDITOS   | SALDO CUENTA | SALDO FINAL CAJA |
|-----------|--------------------------------|---------------|------------|------------|--------------|------------------|
| 10-dic-98 | TRANSF. DE CTA.AHORRO 2560     | 44,693.26     | 20,000.00  | 0.00       | 64,693.26    |                  |
| 10-dic-98 | DF PAREDES C/CNAS              | 64,693.26     | 0.00       | 8,314.20   | 56,379.06    |                  |
| 10-dic-98 | DF LUNA C/CNAS                 | 56,379.06     | 0.00       | 400.00     | 55,979.06    |                  |
| 10-dic-98 | RIVAROLA FAC 1                 | 55,979.06     | 0.00       | 2,812.43   | 53,166.63    |                  |
| 10-dic-98 | ASOC. BANCARIA                 | 53,166.63     | 0.00       | 26.66      | 53,139.97    |                  |
| 10-dic-98 | CAJA CHICA                     | 53,139.97     | 0.00       | 3,492.38   | 49,647.59    |                  |
| 10-dic-98 | PMOS. PNALES. CON PLANES       | 49,647.59     | 141.00     | 0.00       | 49,788.59    |                  |
| 10-dic-98 | PMOS. PNALES. CON PLANES       | 49,788.59     | 329.00     | 0.00       | 50,117.59    |                  |
| 11-dic-98 | DF MARTINEZ C/MACIAS           | 50,117.59     | 0.00       | 7,659.25   | 42,458.34    |                  |
| 11-dic-98 | DF RIVERO C/ESTRADA            | 42,458.34     | 0.00       | 333.60     | 42,124.74    |                  |
| 11-dic-98 | MARAZZI C/DAYAN                | 42,124.74     | 0.00       | 423.50     | 41,701.24    |                  |
| 11-dic-98 | TRANSF DE CTA.AHORRO 2560      | 41,701.24     | 200,000.00 | 0.00       | 241,701.24   |                  |
| 11-dic-98 | OBRA SOCIAL BANCARIA           | 241,701.24    | 0.00       | 774.86     | 240,926.38   |                  |
| 11-dic-98 | ALVAREZ FAC VRIAS 1836         | 240,926.38    | 0.00       | 1,520.00   | 239,406.38   |                  |
| 11-dic-98 | CORTEZ E. COM. LA RIOJA        | 239,406.38    | 0.00       | 364.00     | 239,042.38   |                  |
| 11-dic-98 | ALVAREZ JORGE FAC VARIAS       | 239,042.38    | 0.00       | 1,240.00   | 237,802.38   |                  |
| 11-dic-98 | CTA EMBARGO                    | 237,802.38    | 0.00       | 85,941.57  | 151,860.81   |                  |
| 11-dic-98 | ALVAREZ JORGE FAC 2641/2642    | 151,860.81    | 0.00       | 480.00     | 151,380.81   |                  |
| 14-dic-98 | DF MUÑOZ SIERRA C/QUIROGA      | 151,380.81    | 0.00       | 1,693.76   | 149,687.05   |                  |
| 14-dic-98 | DF CNAS C/CRISTOBO MARTIN      | 149,687.05    | 0.00       | 40.00      | 149,647.05   |                  |
| 14-dic-98 | TRANSF. A BCO. MERCANTIL       | 149,647.05    | 0.00       | 8,000.00   | 141,647.05   |                  |
| 15-dic-98 | DF APROSOF D. C/FANTUZ L.      | 141,647.05    | 0.00       | 165.59     | 141,481.46   |                  |
| 15-dic-98 | DF CASTRONUOVO C/ALVAREZ       | 141,481.46    | 0.00       | 925.96     | 140,555.50   |                  |
| 15-dic-98 | DF LUCAS C/ COLAMOREA          | 140,555.50    | 0.00       | 7,760.11   | 132,795.39   |                  |
| 15-dic-98 | DF LOZANO C/INST. NAC.VITIVIN. | 132,795.39    | 0.00       | 286.94     | 132,508.45   |                  |
| 15-dic-98 | DF VAGNI C/EMERICH             | 132,508.45    | 0.00       | 696.11     | 131,812.34   |                  |
| 15-dic-98 | DF SAMPEDRO C/GOMEZ            | 131,812.34    | 0.00       | 414.92     | 131,397.42   |                  |
| 15-dic-98 | DF MARIÑO C/MARCOZZI           | 131,397.42    | 0.00       | 159.26     | 131,238.16   |                  |
| 15-dic-98 | DF DELGADO C/MEDERO            | 131,238.16    | 0.00       | 200.00     | 131,038.16   |                  |
| 15-dic-98 | DF MARTINO C/WAJSMAN           | 131,038.16    | 0.00       | 200.00     | 130,838.16   |                  |
| 15-dic-98 | DF JALIFE C/ARRIETA            | 130,838.16    | 0.00       | 50.00      | 130,788.16   |                  |
| 15-dic-98 | DF CARBONARA C/INVERNIZZI      | 130,788.16    | 0.00       | 373.96     | 130,414.20   |                  |
| 15-dic-98 | DF SERRA c/CORRO               | 130,414.20    | 0.00       | 2,365.10   | 128,049.10   |                  |
| 15-dic-98 | DF CABANA C/LLAMEDO            | 128,049.10    | 0.00       | 3,918.55   | 124,130.55   |                  |
| 15-dic-98 | DF AULISO C/AKRICH             | 124,130.55    | 0.00       | 499.00     | 123,631.55   |                  |
| 15-dic-98 | DF ROCHA C/MUÑIZ               | 123,631.55    | 0.00       | 9,534.89   | 114,096.66   |                  |
| 15-dic-98 | DF MICROOMNIBUS C/GARATE       | 114,096.66    | 0.00       | 180.33     | 113,916.33   |                  |
| 15-dic-98 | TETTAMANTI C/BACCINO           | 113,916.33    | 0.00       | 110,150.98 | 3,765.35     |                  |
| 15-dic-98 | TRANSF. DE CTA. AHORRO 2560    | 3,765.35      | 149,968.11 | 0.00       | 153,733.46   |                  |
| 15-dic-98 | HUALDE C/GARCIA                | 153,733.46    | 0.00       | 8,459.66   | 145,273.80   |                  |
| 15-dic-98 | ALMADA C/CARUSO                | 145,273.80    | 0.00       | 3,913.69   | 141,360.11   |                  |
| 15-dic-98 | ARGUELLO PITT FAC 630          | 141,360.11    | 0.00       | 2,450.00   | 138,910.11   |                  |
| 15-dic-98 | SUELDO FAC 48                  | 138,910.11    | 0.00       | 1,600.00   | 137,310.11   |                  |

PROY-SOI

12237

## CAJA



| MESES     | CONCEPTO                       | SALDO INICIAL | DEBITOS  | CREDITOS | SALDO CUENTA | SALDO FINAL CAJA |
|-----------|--------------------------------|---------------|----------|----------|--------------|------------------|
| 15-dic-98 | SAMOCACHAN FAC 60              | 137,310.11    | 0.00     | 750.00   | 136,560.11   |                  |
| 15-dic-98 | FUENES FAC 38                  | 136,560.11    | 0.00     | 1,600.00 | 134,960.11   |                  |
| 15-dic-98 | ECHAVE FAC 563                 | 134,960.11    | 0.00     | 1,500.00 | 133,460.11   |                  |
| 15-dic-98 | LOPEZ ANA FAC 83               | 133,460.11    | 0.00     | 1,800.00 | 131,660.11   |                  |
| 15-dic-98 | TRYBUS FAC 642                 | 131,660.11    | 0.00     | 1,500.00 | 130,160.11   |                  |
| 15-dic-98 | REDI FAC 62                    | 130,160.11    | 0.00     | 2,500.00 | 127,660.11   |                  |
| 15-dic-98 | LESCANO CARLOS FAC 52          | 127,660.11    | 0.00     | 2,000.00 | 125,660.11   |                  |
| 15-dic-98 | CANTARD FAC 38                 | 125,660.11    | 0.00     | 1,500.00 | 124,160.11   |                  |
| 15-dic-98 | LAFROSCIA FAC 113              | 124,160.11    | 0.00     | 1,500.00 | 122,660.11   |                  |
| 15-dic-98 | ALLIEVI FAC 118                | 122,660.11    | 0.00     | 3,400.00 | 119,260.11   |                  |
| 15-dic-98 | gastos judiciales              | 119,260.11    | 0.00     | 60.00    | 119,200.11   |                  |
| 15-dic-98 | PALMERO FAC 1                  | 119,200.11    | 0.00     | 3,600.00 | 115,600.11   |                  |
| 15-dic-98 | GARCIA FLORES FAC 60           | 115,600.11    | 0.00     | 1,050.00 | 114,550.11   |                  |
| 15-dic-98 | SORIA FAC 198                  | 114,550.11    | 0.00     | 2,362.43 | 112,187.68   |                  |
| 15-dic-98 | VESPUCCI FAC 276               | 112,187.68    | 0.00     | 2,362.43 | 109,825.25   |                  |
| 15-dic-98 | ETCHEVERRY FAC 327             | 109,825.25    | 0.00     | 1,552.43 | 108,272.82   |                  |
| 15-dic-98 | ELLI FAC 360                   | 108,272.82    | 0.00     | 1,462.43 | 106,810.39   |                  |
| 15-dic-98 | MICELLI FAC 41                 | 106,810.39    | 0.00     | 1,822.43 | 104,987.96   |                  |
| 15-dic-98 | SEOANE FAC 321                 | 104,987.96    | 0.00     | 1,462.43 | 103,525.53   |                  |
| 15-dic-98 | LIÑAN FAC 617                  | 103,525.53    | 0.00     | 1,462.43 | 102,063.10   |                  |
| 15-dic-98 | LESCANO HORACION FAC 178       | 102,063.10    | 0.00     | 2,362.43 | 99,700.67    |                  |
| 15-dic-98 | BILLAUD FAC 602                | 99,700.67     | 0.00     | 2,812.43 | 96,888.24    |                  |
| 15-dic-98 | GODOY FAC 51 Y 52              | 96,888.24     | 0.00     | 1,812.43 | 95,075.81    |                  |
| 15-dic-98 | SAINT MARTIN FAC 715           | 95,075.81     | 0.00     | 1,732.43 | 93,343.38    |                  |
| 15-dic-98 | GALDEANO FAC 1039              | 93,343.38     | 0.00     | 1,462.43 | 91,880.95    |                  |
| 15-dic-98 | BEDUINO FAC 70                 | 91,880.95     | 0.00     | 1,462.43 | 90,418.52    |                  |
| 16-dic-98 | PERROTE FAC 443                | 90,418.52     | 0.00     | 2,488.43 | 87,930.09    |                  |
| 16-dic-98 | PERROTE FAC 442                | 87,930.09     | 0.00     | 2,488.43 | 85,441.66    |                  |
| 16-dic-98 | GASTOS JUDICIALES              | 85,441.66     | 0.00     | 70.00    | 85,371.66    |                  |
| 17-dic-98 | RODRIGUEZ DE MOYA C/DILLON EM. | 85,371.66     | 0.00     | 2,640.00 | 82,731.66    |                  |
| 17-dic-98 | CAJA DE PREV. REDI OCT.98      | 82,731.66     | 0.00     | 500.00   | 82,231.66    |                  |
| 17-dic-98 | CAJA DE PREV. SORIA OCT.98     | 82,231.66     | 0.00     | 500.00   | 81,731.66    |                  |
| 17-dic-98 | CAJA DE PREV. VESPUCCI OCT.98  | 81,731.66     | 0.00     | 500.00   | 81,231.66    |                  |
| 17-dic-98 | CAJA DE PREV. FERRER OCT.98    | 81,231.66     | 0.00     | 320.00   | 80,911.66    |                  |
| 17-dic-98 | RAVETTA FAC 176                | 80,911.66     | 0.00     | 1,600.00 | 79,311.66    |                  |
| 17-dic-98 | SVC Y SLCT O/P 1922            | 79,311.66     | 0.00     | 27.50    | 79,284.16    |                  |
| 17-dic-98 | REC. DRA GRACIELA LIÑAN        | 79,284.16     | 6,253.00 | 0.00     | 85,537.16    |                  |
| 18-dic-98 | BASELUK C/CASTELLANOS          | 85,537.16     | 0.00     | 6,414.21 | 79,122.95    |                  |
| 18-dic-98 | BASELUK C/CASTELLANOS          | 79,122.95     | 0.00     | 2,049.13 | 77,073.82    |                  |
| 18-dic-98 | GASPARRI C/ MOYA               | 77,073.82     | 0.00     | 3,310.56 | 73,763.26    |                  |
| 18-dic-98 | GASPARRI OSCAR C/MOYA          | 73,763.26     | 0.00     | 1,186.14 | 72,577.12    |                  |
| 18-dic-98 | CANJE DE DOLARES               | 72,577.12     | 0.00     | 1,550.00 | 71,027.12    |                  |
| 18-dic-98 | FADEL FAC 413                  | 71,027.12     | 0.00     | 80.00    | 70,947.12    |                  |

PROY-S01

12237



## CAJA

| MESES     | CONCEPTO                      | SALDO INICIAL | DEBITOS    | CREDITOS   | SALDO CUENTA | SALDO FINAL CAJA |
|-----------|-------------------------------|---------------|------------|------------|--------------|------------------|
| 18-dic-98 | REP.SECC. ELECT.OP 1925       | 70,947.12     | 0.00       | 980.00     | 69,967.12    |                  |
| 18-dic-98 | FADEL JUANA FAC 288           | 69,967.12     | 0.00       | 1,600.00   | 68,367.12    |                  |
| 18-dic-98 | BERTONE FAC 296               | 68,367.12     | 0.00       | 2,362.43   | 66,004.69    |                  |
| 18-dic-98 | ACIAR FAC 59                  | 66,004.69     | 0.00       | 2,092.43   | 63,912.26    |                  |
| 18-dic-98 | LIMONTA FAC 238               | 63,912.26     | 0.00       | 1,304.93   | 62,607.33    |                  |
| 18-dic-98 | CARBO FAC 1                   | 62,607.33     | 0.00       | 750.00     | 61,857.33    |                  |
| 18-dic-98 | GIUSTO FAC 38                 | 61,857.33     | 0.00       | 2,431.38   | 59,425.95    |                  |
| 18-dic-98 | CORONEL FAC 61                | 59,425.95     | 0.00       | 1,384.43   | 58,041.52    |                  |
| 18-dic-98 | FERRER FAC 340                | 58,041.52     | 0.00       | 1,888.43   | 56,153.09    |                  |
| 18-dic-98 | MAISONNAVE FAC 169            | 56,153.09     | 0.00       | 1,600.00   | 54,553.09    |                  |
| 18-dic-98 | DESHAYS FAC 81                | 54,553.09     | 0.00       | 1,304.93   | 53,248.16    |                  |
| 18-dic-98 | TARANTINO C/VALENTIN          | 53,248.16     | 0.00       | 60.00      | 53,188.16    |                  |
| 18-dic-98 | FADEL FACTURAS VARIAS         | 53,188.16     | 0.00       | 1,250.00   | 51,938.16    |                  |
| 18-dic-98 | FADEL FAC 444/446             | 51,938.16     | 0.00       | 260.00     | 51,678.16    |                  |
| 18-dic-98 | BALLAUZ FAC 36                | 51,678.16     | 0.00       | 4,000.00   | 47,678.16    |                  |
| 18-dic-98 | PMOS. PNALES. CON PLANES      | 47,678.16     | 95.00      | 0.00       | 47,773.16    |                  |
| 21-dic-98 | TRANSF. DE CTA. AHORRO 2560   | 47,773.16     | 595,275.37 | 0.00       | 643,048.53   |                  |
| 21-dic-98 | DFCANTERAS MALAGUEÑO C/CNAS   | 643,048.53    | 0.00       | 5,592.40   | 637,456.13   |                  |
| 21-dic-98 | DF CANTERAS MALAGUEÑO C/ CNAS | 637,456.13    | 0.00       | 2,149.33   | 635,306.80   |                  |
| 21-dic-98 | DF PANEBIANCO C/CNAS          | 635,306.80    | 0.00       | 29,304.50  | 606,002.30   |                  |
| 21-dic-98 | DF CANTERAS MALAGUEÑO C/CNAS  | 606,002.30    | 0.00       | 25,792.16  | 580,210.14   |                  |
| 21-dic-98 | DF RICCARDONNA C/CNAS         | 580,210.14    | 0.00       | 56,563.24  | 523,646.90   |                  |
| 21-dic-98 | DF DUCKART C/CNAS             | 523,646.90    | 0.00       | 1,232.61   | 522,414.29   |                  |
| 21-dic-98 | DF CARMONA C/CNAS             | 522,414.29    | 0.00       | 43,477.58  | 478,936.71   |                  |
| 21-dic-98 | DF LISTA C/CNAS               | 478,936.71    | 0.00       | 13,853.60  | 465,083.11   |                  |
| 21-dic-98 | DF GERARDO C/CNAS             | 465,083.11    | 0.00       | 1,306.89   | 463,776.22   |                  |
| 21-dic-98 | DF GARIBALDI C/CNAS           | 463,776.22    | 0.00       | 1,484.73   | 462,291.49   |                  |
| 21-dic-98 | DF MENGUCCI C/CNAS            | 462,291.49    | 0.00       | 5,390.44   | 456,901.05   |                  |
| 21-dic-98 | DF LETANU DE SAUCEDO C/CNAS   | 456,901.05    | 0.00       | 1,362.42   | 455,538.63   |                  |
| 21-dic-98 | DF GRACIADIOS C/ CNAS         | 455,538.63    | 0.00       | 588.22     | 454,950.41   |                  |
| 21-dic-98 | DF ALARCO C/CNAS              | 454,950.41    | 0.00       | 217,559.67 | 237,390.74   |                  |
| 21-dic-98 | DF BIGI C/CNAS                | 237,390.74    | 0.00       | 15,422.28  | 221,968.46   |                  |
| 21-dic-98 | DF DEVESA C/CNAS              | 221,968.46    | 0.00       | 3,561.86   | 218,406.60   |                  |
| 21-dic-98 | DF CANTERAS MALAGUEÑO C/CNAS  | 218,406.60    | 0.00       | 46,656.65  | 171,749.95   |                  |
| 21-dic-98 | DF CORREA C/ FASCE            | 171,749.95    | 0.00       | 148.81     | 171,601.14   |                  |
| 21-dic-98 | BOTTASSO C/CNAS               | 171,601.14    | 0.00       | 11,786.49  | 159,814.65   |                  |
| 21-dic-98 | BERTOLI C/CNAS                | 159,814.65    | 0.00       | 97,299.83  | 62,514.82    |                  |
| 21-dic-98 | PEREZ C/CNAS                  | 62,514.82     | 0.00       | 1,053.95   | 61,460.87    |                  |
| 21-dic-98 | LUIS A C/ CNAS                | 61,460.87     | 0.00       | 204.13     | 61,256.74    |                  |
| 21-dic-98 | DF SAUBABER C/CNAS            | 61,256.74     | 0.00       | 4,996.99   | 56,259.75    |                  |
| 21-dic-98 | RAPALIN O. C/CNAS             | 56,259.75     | 0.00       | 8,486.59   | 47,773.16    |                  |
| 21-dic-98 | TRANSF. DE CTA. AHORRO 2560   | 47,773.16     | 20,000.00  | 0.00       | 67,773.16    |                  |
| 21-dic-98 | ALEGRAS FAC 879               | 67,773.16     | 0.00       | 214.50     | 67,558.66    |                  |

PROY-S01

12237



**CAJA**

| MESES     | CONCEPTO                     | SALDO INICIAL | DEBITOS    | CREDITOS  | SALDO CUENTA | SALDO FINAL CAJA |
|-----------|------------------------------|---------------|------------|-----------|--------------|------------------|
| 21-dic-98 | JUNCADELLA FAC 28752         | 66,094.73     | 0.00       | 70.41     | 66,024.32    |                  |
| 22-dic-98 | SOMASCHINI C/CNAS            | 66,024.32     | 0.00       | 1,908.00  | 64,116.32    |                  |
| 22-dic-98 | GODAY FAC 118                | 64,116.32     | 0.00       | 1,800.00  | 62,316.32    |                  |
| 22-dic-98 | COUSELO FAC 1892             | 62,316.32     | 0.00       | 197.00    | 62,119.32    |                  |
| 22-dic-98 | GTOS DR. GIUSTO              | 62,119.32     | 0.00       | 186.00    | 61,933.32    |                  |
| 22-dic-98 | OTROS SERV NO PERSONALES     | 61,933.32     | 0.00       | 145.00    | 61,788.32    |                  |
| 22-dic-98 | NIGOLIAN FAC 1               | 61,788.32     | 0.00       | 145.00    | 61,643.32    |                  |
| 23-dic-98 | GARCIA EDGARDO C/CARCACHA N. | 61,643.32     | 0.00       | 3,093.80  | 58,549.52    |                  |
| 23-dic-98 | SALVATI C/ CARCACHA          | 58,549.52     | 0.00       | 8,068.60  | 50,480.92    |                  |
| 23-dic-98 | MICROSER COMPUTACION         | 50,480.92     | 0.00       | 1,570.00  | 48,910.92    |                  |
| 23-dic-98 | MICROSER FAC 1689            | 48,910.92     | 0.00       | 1,828.01  | 47,082.91    |                  |
| 23-dic-98 | PMOS. PNALES. CON PLANES     | 47,082.91     | 250.00     | 0.00      | 47,332.91    |                  |
| 23-dic-98 | PMOS. PNALES. CON PLANES     | 47,332.91     | 110.00     | 0.00      | 47,442.91    |                  |
| 28-dic-98 | TRANSF. DE CTA. AHORRO 2560  | 47,442.91     | 81,647.85  | 0.00      | 129,090.76   |                  |
| 28-dic-98 | DF BURGOS C/NAHARA           | 129,090.76    | 0.00       | 198.62    | 128,892.14   |                  |
| 28-dic-98 | MAIORANA C/ CNAS             | 128,892.14    | 0.00       | 18,617.13 | 110,275.01   |                  |
| 28-dic-98 | VILLAREAL                    | 110,275.01    | 0.00       | 44,116.59 | 66,158.42    |                  |
| 28-dic-98 | DISP. DE FONDOS N° 428       | 66,158.42     | 0.00       | 17,511.62 | 48,646.80    |                  |
| 28-dic-98 | CAJA CHICA N°24              | 48,646.80     | 0.00       | 3,403.46  | 45,243.34    |                  |
| 29-dic-98 | DF CNAS C/ BRUNO MODESTA     | 45,243.34     | 0.00       | 262.50    | 44,980.84    |                  |
| 29-dic-98 | DF CNAS C/GUANCOLILI         | 44,980.84     | 0.00       | 89.52     | 44,891.32    |                  |
| 29-dic-98 | AF 427 PARCIAL               | 44,891.32     | 0.00       | 999.18    | 43,892.14    |                  |
| 29-dic-98 | AF PARCIAL 428               | 43,892.14     | 0.00       | 403.34    | 43,488.80    |                  |
| 29-dic-98 | BARBA C/ CNAS                | 43,488.80     | 0.00       | 799.93    | 42,688.87    |                  |
| 29-dic-98 | AF PARCIAL 430               | 42,688.87     | 0.00       | 486.70    | 42,202.17    |                  |
| 29-dic-98 | DF 430 PARCIAL               | 42,202.17     | 0.00       | 48.67     | 42,153.50    |                  |
| 29-dic-98 | SERV JURIDICOS               | 42,153.50     | 0.00       | 35.00     | 42,118.50    |                  |
| 29-dic-98 | ZAPPALA FAC 17               | 42,118.50     | 0.00       | 181.20    | 41,937.30    |                  |
| 29-dic-98 | ALVAREZ JORGE FAC 2656/58    | 41,937.30     | 0.00       | 530.00    | 41,407.30    |                  |
| 29-dic-98 | IMPUESTO AUTOMOTOR           | 41,407.30     | 0.00       | 3,149.00  | 38,258.30    |                  |
| 29-dic-98 | ALVAREZ FAC VARIAS           | 38,258.30     | 0.00       | 945.00    | 37,313.30    |                  |
| 29-dic-98 | COUSELO FAC 1913/1916        | 37,313.30     | 0.00       | 1,369.80  | 35,943.50    |                  |
| 29-dic-98 | CAAMAÑO FAC 31               | 35,943.50     | 0.00       | 1,200.00  | 34,743.50    |                  |
| 29-dic-98 | PMO. VIDELA PEDRO            | 34,743.50     | 1,639.00   | 0.00      | 36,382.50    |                  |
| 30-dic-98 | TRANSF. DE CTA. AHORRO 2560  | 36,382.50     | 250,000.00 | 0.00      | 286,382.50   |                  |
| 30-dic-98 | NIGOLIAN FAC 6               | 286,382.50    | 0.00       | 175.00    | 286,207.50   |                  |
| 30-dic-98 | REGISTRO NAC.DEL AUTOMOTOR   | 286,207.50    | 0.00       | 608.70    | 285,598.80   |                  |
| 30-dic-98 | NITRI FAC 48                 | 285,598.80    | 0.00       | 1,304.93  | 284,293.87   |                  |
| 30-dic-98 | SARLI FAC 109                | 284,293.87    | 0.00       | 1,304.93  | 282,988.94   |                  |
| 31-dic-98 | SALDO DE CIERRE              | 282,988.94    | 0.00       | 0.00      | 282,988.94   | 282,988.94       |

PROY-SO1

72237





**CAJA**

| MESES                                | CONCEPTO                | SALDO INICIAL     | DEBITOS             | CREDITOS            | SALDO CUENTA      | SALDO FINAL CAJA  |
|--------------------------------------|-------------------------|-------------------|---------------------|---------------------|-------------------|-------------------|
| <b>111106 - CAJA EN DOLARES</b>      |                         |                   |                     |                     |                   |                   |
| 1-jul-98                             | SALDO APERTURA          |                   |                     |                     | 550.00            |                   |
| 3-jul-98                             | CANJE DE DOLARES        | 550.00            | 0.00                | 100.00              | 450.00            |                   |
| 7-jul-98                             | GARROT PMO              | 450.00            | 310.00              | 0.00                | 760.00            |                   |
| 7-jul-98                             | GARROT PMO              | 760.00            | 0.00                | 310.00              | 450.00            |                   |
| 17-jul-98                            | CANJE DE DOALRES        | 450.00            | 28.00               | 0.00                | 478.00            |                   |
| 17-jul-98                            | ARGUL PMO 14874806-0-15 | 478.00            | 272.00              | 0.00                | 750.00            |                   |
| 20-jul-98                            | CANJE DE DOLARES        | 750.00            | 100.00              | 0.00                | 850.00            |                   |
| 29-jul-98                            | CANJE DE DOLARES        | 850.00            | 0.00                | 50.00               | 800.00            |                   |
| 31-jul-98                            | SALDO DE CIERRE         | 800.00            | 0.00                | 0.00                | 800.00            |                   |
| 5-ago-98                             | CANJE DE DOLARES        | 800.00            | 0.00                | 550.00              | 250.00            |                   |
| 11-ago-98                            | CANJE DE DOLARES        | 250.00            | 0.00                | 250.00              | 0.00              |                   |
| 31-ago-98                            | SALDO DE CIERRE         | 0.00              | 0.00                | 0.00                | 0.00              |                   |
| 8-sep-98                             | CANJE DE DOLARES        | 0.00              | 10.00               | 0.00                | 10.00             |                   |
| 8-sep-98                             | COBRO PMO.              | 10.00             | 190.00              | 0.00                | 200.00            |                   |
| 30-sep-98                            | SALDO DE CIERRE         | 200.00            | 0.00                | 0.00                | 200.00            |                   |
| 20-oct-98                            | COBRO PMO.              | 200.00            | 300.00              | 0.00                | 500.00            |                   |
| 31-oct-98                            | SALDO DE CIERRE         | 500.00            | 0.00                | 0.00                | 500.00            |                   |
| 2-nov-98                             | CANJE DE DOLARES        | 500.00            | 0.00                | 500.00              | 0.00              |                   |
| 19-nov-98                            | COBRO PMO.              | 0.00              | 200.00              | 0.00                | 200.00            |                   |
| 30-nov-98                            | SALDO DE CIERRE         | 200.00            | 0.00                | 0.00                | 200.00            |                   |
| 1-dic-98                             | CUOTA 1/12 Y 2/12       | 200.00            | 200.00              | 0.00                | 400.00            |                   |
| 1-dic-98                             | CUOTA 1/12 Y 2/12       | 400.00            | 200.00              | 0.00                | 600.00            |                   |
| 2-dic-98                             | CUOTA 1/12 Y 2/12       | 600.00            | 0.00                | 200.00              | 400.00            |                   |
| 18-dic-98                            | CANJE DE DOLARES        | 400.00            | 1,550.00            | 0.00                | 1,950.00          |                   |
| 31-dic-98                            | SALDO DE CIERRE         | 1,950.00          | 0.00                | 0.00                | 1,950.00          | 1,950.00          |
| <b>111103 - FONDO FIJO TESORERIA</b> |                         |                   |                     |                     |                   |                   |
| 1-jul-98                             | SALDO APERTURA          |                   |                     |                     | 3,500.00          |                   |
| 31-dic-98                            | SALDO DE CIERRE         | 3,500.00          | 0.00                | 0.00                | 3,500.00          | 3,500.00          |
| 111103                               | FONDO FIJO TESORERIA    | 3,500.00          | 0.00                | 0.00                | 3,500.00          | 3,500.00          |
| 111106                               | TOTAL CAJA U\$S         | 550.00            | 3,360.00            | 1,960.00            | 1,950.00          | 1,950.00          |
| 111109                               | TOTAL EFECTIVO          | 299,412.48        | 4,562,336.19        | 4,578,759.73        | 282,988.94        | 282,988.94        |
| <b>TOTAL DE CAJA AL 31-12-98</b>     |                         | <b>303,402.48</b> | <b>4,565,696.19</b> | <b>4,580,719.73</b> | <b>284,938.94</b> | <b>284,938.94</b> |

Cont. NIGEL A. LIBREOINA

Cont. OSVALDO M. A. ACEVEDO  
Liquidador

ANEXO II



ORGANISMO o EMPRESA: CAJA NACIONAL DE AHORRO Y SEGURO (E.L.)  
 Período: JULIO DE 1998 - DICIEMBRE DE 1998

BANCOS

| MESES  | CONCEPTO                       | SALDO INICIAL | DEBITOS   | CREDITOS  | SALDO CUENTA | SALDO FINAL BANCO |
|--|--------------------------------|---------------|-----------|-----------|--------------|-------------------|
| <b>1112101 - BANCO MERCANTIL C.C. 1612/2</b> |                                |               |           |           |              |                   |
| 01-jul-98                                    | SALDO APERTURA                 |               |           |           | 4,217.38     |                   |
| 01-jul-98                                    | GASTOS BANCARIOS               | 4,217.38      | 0.00      | 6.00      | 4,211.38     |                   |
| 01-jul-98                                    | GASTOS BANCARIOS               | 4,211.38      | 0.00      | 35.00     | 4,176.38     |                   |
| 01-jul-98                                    | GASTOS BANCARIOS               | 4,176.38      | 0.00      | 1.26      | 4,175.12     |                   |
| 01-jul-98                                    | GASTOS BANCARIOS               | 4,175.12      | 0.00      | 7.35      | 4,167.77     |                   |
| 01-jul-98                                    | MUNIC SANTIAGO DEL ESTERO      | 4,167.77      | 22,781.00 | 0.00      | 26,948.77    |                   |
| 01-jul-98                                    | RETENCION DE GANANCIAS         | 26,948.77     | 0.00      | 3,748.92  | 23,199.85    |                   |
| 01-jul-98                                    | APORTES Y CONTRIBUCIONES       | 23,199.85     | 0.00      | 5,500.18  | 17,699.67    |                   |
| 01-jul-98                                    | MUNICIPALIDAD PARANA           | 17,699.67     | 6,721.00  | 0.00      | 24,420.67    |                   |
| 01-jul-98                                    | EMBARGO                        | 24,420.67     | 0.00      | 6,721.00  | 17,699.67    |                   |
| 02-jul-98                                    | GASTOS BANCARIOS               | 17,699.67     | 0.00      | 12.00     | 17,687.67    |                   |
| 02-jul-98                                    | TELEFONICA FAC VARIAS          | 17,687.67     | 0.00      | 5,119.99  | 12,567.68    |                   |
| 02-jul-98                                    | RECUPERO JUICIOS               | 12,567.68     | 50.00     | 0.00      | 12,617.68    |                   |
| 02-jul-98                                    | TRANSF A EFECTIVO              | 12,617.68     | 0.00      | 4,532.70  | 8,084.98     |                   |
| 03-jul-98                                    | TRANSF DE CTA. 2560            | 8,084.98      | 40,000.00 | 0.00      | 48,084.98    |                   |
| 06-jul-98                                    | GASTOS BANCARIOS               | 48,084.98     | 0.00      | 9.41      | 48,075.57    |                   |
| 06-jul-98                                    | ABADIE C/ CNAS                 | 48,075.57     | 294.59    | 0.00      | 48,370.16    |                   |
| 06-jul-98                                    | PARNO FIEL C/ CNAS             | 48,370.16     | 2,528.01  | 0.00      | 50,898.17    |                   |
| 06-jul-98                                    | DOUMERA C/ CNAS                | 50,898.17     | 37.55     | 0.00      | 50,935.72    |                   |
| 06-jul-98                                    | ALUTTO C/ CNAS                 | 50,935.72     | 60.00     | 0.00      | 50,995.72    |                   |
| 06-jul-98                                    | GENTA JUAN C/ CNAS             | 50,995.72     | 2,351.25  | 0.00      | 53,346.97    |                   |
| 06-jul-98                                    | BRIA E C/ CNAS                 | 53,346.97     | 319.63    | 0.00      | 53,666.60    |                   |
| 06-jul-98                                    | MUNIC ALTA GRACIA              | 53,666.60     | 3,891.00  | 0.00      | 57,557.60    |                   |
| 06-jul-98                                    | GIRO POSTAL DR SAMOCACHAN      | 57,557.60     | 300.00    | 0.00      | 57,857.60    |                   |
| 07-jul-98                                    | GASTOS BANCARIOS               | 57,857.60     | 0.00      | 15.00     | 57,842.60    |                   |
| 07-jul-98                                    | GIRO DRA BEDUINO PMOS          | 57,842.60     | 357.00    | 0.00      | 58,199.60    |                   |
| 07-jul-98                                    | CORREO FAC 693                 | 58,199.60     | 0.00      | 1,164.32  | 57,035.28    |                   |
| 07-jul-98                                    | GARROT PMO 8016232-1-66        | 57,035.28     | 310.00    | 0.00      | 57,345.28    |                   |
| 07-jul-98                                    | COOPERATIVA DE TRABAJO FAC 861 | 57,345.28     | 0.00      | 4,063.88  | 53,281.40    |                   |
| 13-jul-98                                    | GASTOS BANCARIOS               | 53,281.40     | 0.00      | 3.63      | 53,277.77    |                   |
| 14-jul-98                                    | LOZADA BOC MERCANTIL           | 53,277.77     | 0.00      | 302.90    | 52,974.87    |                   |
| 15-jul-98                                    | TRANSF A EFECTIVO              | 52,974.87     | 0.00      | 50,000.00 | 2,974.87     |                   |
| 17-jul-98                                    | GASTOS BANCARIOS               | 2,974.87      | 0.00      | 29.87     | 2,945.00     |                   |
| 17-jul-98                                    | MUNIC SAN LUIS                 | 2,945.00      | 8,230.00  | 0.00      | 11,175.00    |                   |
| 20-jul-98                                    | PMOS GASTALDI                  | 11,175.00     | 29,253.97 | 0.00      | 40,428.97    |                   |

PROY-SO1  
 12237



**BANCOS**

| MESES     | CONCEPTO                     | SALDO INICIAL | DEBITOS   | CREDITOS  | SALDO CUENTA | SALDO FINAL BANCO |
|-----------|------------------------------|---------------|-----------|-----------|--------------|-------------------|
| 21-jul-98 | R.J. LOZA E C/GAS DEL ESTADO | 40,428.97     | 352.00    | 0.00      | 40,780.97    |                   |
| 21-jul-98 | PMOS DR SAMOCACHAN           | 40,780.97     | 470.00    | 0.00      | 41,250.97    |                   |
| 23-jul-98 | GASTOS BANCARIOS             | 41,250.97     | 0.00      | 28.00     | 41,222.97    |                   |
| 24-jul-98 | R.J. CORDOBA C/ C.N.A.S.     | 41,222.97     | 3,143.72  | 0.00      | 44,366.69    |                   |
| 24-jul-98 | AZTIZARON P C/ CNAS          | 44,366.69     | 663.82    | 0.00      | 45,030.51    |                   |
| 24-jul-98 | FERNANDEZ LORENZO C/CNAS     | 45,030.51     | 500.00    | 0.00      | 45,530.51    |                   |
| 24-jul-98 | XEROX DE ARGENTINA           | 45,530.51     | 0.00      | 1,248.50  | 44,282.01    |                   |
| 24-jul-98 | CORREO FAC 2683              | 44,282.01     | 0.00      | 1,527.26  | 42,754.75    |                   |
| 24-jul-98 | TELEFONICA 1648/2/ 16500/2   | 42,754.75     | 0.00      | 752.58    | 42,002.17    |                   |
| 24-jul-98 | MUNIC SANTIAGO DEL ESTERO    | 42,002.17     | 22,781.00 | 0.00      | 64,783.17    |                   |
| 24-jul-98 | GASTOS BANCARIOS             | 64,783.17     | 0.00      | 20.00     | 64,763.17    |                   |
| 24-jul-98 | GASTOS BANCARIOS             | 64,763.17     | 0.00      | 4.20      | 64,758.97    |                   |
| 28-jul-98 | LOZADA FAC 5186              | 64,758.97     | 0.00      | 296.80    | 64,462.17    |                   |
| 30-jul-98 | TRANSF A EFECTIVO            | 64,462.17     | 0.00      | 60,000.00 | 4,462.17     |                   |
| 30-jul-98 | FUKS PMO                     | 4,462.17      | 345.00    | 0.00      | 4,807.17     |                   |
| 01-ago-98 | GASTOS BANCARIOS             | 4,807.17      | 0.00      | 35.00     | 4,772.17     |                   |
| 01-ago-98 | GASTOS BANCARIOS             | 4,772.17      | 0.00      | 6.00      | 4,766.17     |                   |
| 01-ago-98 | GASTOS BANCARIOS             | 4,766.17      | 0.00      | 7.35      | 4,758.82     |                   |
| 01-ago-98 | GASTOS BANCARIOS             | 4,758.82      | 0.00      | 1.26      | 4,757.56     |                   |
| 01-ago-98 | GASTOS BANCARIOS             | 4,757.56      | 0.00      | 1.45      | 4,756.11     |                   |
| 01-ago-98 | GASTOS BANCARIOS             | 4,756.11      | 0.00      | 1.45      | 4,754.66     |                   |
| 01-ago-98 | GASTOS BANCARIOS             | 4,754.66      | 0.00      | 0.38      | 4,754.28     |                   |
| 01-ago-98 | GASTOS BANCARIOS             | 4,754.28      | 0.00      | 0.30      | 4,753.98     |                   |
| 01-ago-98 | GASTOS BANCARIOS             | 4,753.98      | 0.00      | 0.08      | 4,753.90     |                   |
| 01-ago-98 | GASTOS BANCARIOS             | 4,753.90      | 1.45      | 0.00      | 4,755.35     |                   |
| 05-ago-98 | GASTOS BANCARIOS             | 4,755.35      | 0.00      | 73.37     | 4,681.98     |                   |
| 05-ago-98 | LOZADA F 5292                | 4,681.98      | 0.00      | 296.80    | 4,385.18     |                   |
| 06-ago-98 | TRANSF. DE EFECTIVO          | 4,385.18      | 4,000.00  | 0.00      | 8,385.18     |                   |
| 06-ago-98 | RETENCION GANAC JULIO/1998   | 8,385.18      | 0.00      | 3,086.84  | 5,298.34     |                   |
| 07-ago-98 | APORTES Y CONTRIBUCIONES     | 5,298.34      | 0.00      | 4,964.45  | 333.89       |                   |
| 11-ago-98 | MUNIC ALTA GRACIA            | 333.89        | 30,323.00 | 0.00      | 30,656.89    |                   |
| 13-ago-98 | TRANSF. DE CTA. 2560         | 30,656.89     | 50,000.00 | 0.00      | 80,656.89    |                   |
| 13-ago-98 | TRANSF. A CTA. 2560          | 80,656.89     | 0.00      | 80,000.00 | 656.89       |                   |
| 13-ago-98 | GASTOS BANCARIOS             | 656.89        | 0.00      | 29.87     | 627.02       |                   |
| 13-ago-98 | CNAS C/ RODRIGUEZ            | 627.02        | 971.81    | 0.00      | 1,598.83     |                   |
| 14-ago-98 | GASTOS BANCARIOS             | 1,598.83      | 0.00      | 14.50     | 1,584.33     |                   |

PROY-SO1  
12237

ANEXO II



ORGANISMO o EMPRESA: CAJA NACIONAL DE AHORRO Y SEGURO (E.L.)  
 Período: JULIO DE 1998 - DICIEMBRE DE 1998

**BANCOS**

| MESES     | CONCEPTO                    | SALDO INICIAL | DEBITOS   | CREDITOS  | SALDO CUENTA | SALDO FINAL BANCO |
|-----------|-----------------------------|---------------|-----------|-----------|--------------|-------------------|
| 14-ago-98 | GASTOS BANCARIOS            | 1,584.33      | 0.00      | 13.50     | 1,570.83     |                   |
| 14-ago-98 | DRA BEDUINO                 | 1,570.83      | 200.00    | 0.00      | 1,770.83     |                   |
| 14-ago-98 | GASTALDI                    | 1,770.83      | 10,566.61 | 0.00      | 12,337.44    |                   |
| 14-ago-98 | PMO. SANTIAGO DEL ESTERO    | 12,337.44     | 22,781.00 | 0.00      | 35,118.44    |                   |
| 19-ago-98 | LOZADA FAC 5374             | 35,118.44     | 0.00      | 317.40    | 34,801.04    |                   |
| 19-ago-98 | PMO. SAN LUIS               | 34,801.04     | 8,230.00  | 0.00      | 43,031.04    |                   |
| 20-ago-98 | XEROX                       | 43,031.04     | 0.00      | 1,459.83  | 41,571.21    |                   |
| 20-ago-98 | ADELANTO DGI AGOSTO/98-1135 | 41,571.21     | 0.00      | 1,418.47  | 40,152.74    |                   |
| 21-ago-98 | DR REDI                     | 40,152.74     | 1,365.37  | 0.00      | 41,518.11    |                   |
| 21-ago-98 | GASTOS BANCARIOS            | 41,518.11     | 0.00      | 19.87     | 41,498.24    |                   |
| 27-ago-98 | DRA BEDUINO DE PANGIA       | 41,498.24     | 535.00    | 0.00      | 42,033.24    |                   |
| 31-ago-98 | TRANSF A EFECTIVO           | 42,033.24     | 0.00      | 40,000.00 | 2,033.24     |                   |
| 01-sep-98 | GASTOS BANCARIOS            | 2,033.24      | 0.00      | 1.89      | 2,031.35     |                   |
| 01-sep-98 | GASTOS BANCARIOS            | 2,031.35      | 0.00      | 7.35      | 2,024.00     |                   |
| 01-sep-98 | GASTOS BANCARIOS            | 2,024.00      | 0.00      | 35.00     | 1,989.00     |                   |
| 01-sep-98 | GASTOS BANCARIOS            | 1,989.00      | 0.00      | 9.00      | 1,980.00     |                   |
| 01-sep-98 | REC JUICIOS                 | 1,980.00      | 5,739.12  | 0.00      | 7,719.12     |                   |
| 01-sep-98 | LOZADA FAC 5452             | 7,719.12      | 0.00      | 438.40    | 7,280.72     |                   |
| 02-sep-98 | GASTOS BANCARIOS            | 7,280.72      | 0.00      | 9.08      | 7,271.64     |                   |
| 02-sep-98 | GASTOS BANCARIOS            | 7,271.64      | 0.00      | 208.00    | 7,063.64     |                   |
| 02-sep-98 | TELEFONICA                  | 7,063.64      | 0.00      | 2,415.62  | 4,648.02     |                   |
| 03-sep-98 | DR SAMOCACHAN               | 4,648.02      | 1,200.00  | 0.00      | 5,848.02     |                   |
| 03-sep-98 | REC JUICIOS DR BRESSAN      | 5,848.02      | 2,500.00  | 0.00      | 8,348.02     |                   |
| 04-sep-98 | RETENCION GANANCIAS         | 8,348.02      | 0.00      | 2,958.77  | 5,389.25     |                   |
| 07-sep-98 | APORTES Y CONTRIBUCIONES    | 5,389.25      | 0.00      | 4,961.32  | 427.93       |                   |
| 09-sep-98 | MUNIC. ALTA GRACIA          | 427.93        | 3,753.00  | 0.00      | 4,180.93     |                   |
| 11-sep-98 | TELEFONICA                  | 4,180.93      | 0.00      | 482.84    | 3,698.09     |                   |
| 14-sep-98 | ADELANTO DGI SETIEMBRE/98   | 3,698.09      | 0.00      | 1,112.98  | 2,585.11     |                   |
| 15-sep-98 | CORREO ARGENTINO            | 2,585.11      | 0.00      | 2,125.55  | 459.56       |                   |
| 15-sep-98 | GASTALDI HNOS               | 459.56        | 10,554.78 | 0.00      | 11,014.34    |                   |
| 18-sep-98 | GASTOS BANCARIOS            | 11,014.34     | 0.00      | 29.87     | 10,984.47    |                   |
| 22-sep-98 | GASTOS BANCARIOS            | 10,984.47     | 0.00      | 15.00     | 10,969.47    |                   |
| 22-sep-98 | XEROX ARGENTINA             | 10,969.47     | 0.00      | 1,284.72  | 9,684.75     |                   |
| 22-sep-98 | LOZADA VIAJES FAC 5547      | 9,684.75      | 0.00      | 342.10    | 9,342.65     |                   |
| 22-sep-98 | PMOS DR BEDUINO             | 9,342.65      | 357.00    | 0.00      | 9,699.65     |                   |
| 23-sep-98 | MUNIC SAN LUIS              | 9,699.65      | 8,230.00  | 0.00      | 17,929.65    |                   |

PROY-501  
 12237

## ANEXO II

ORGANISMO o EMPRESA: CAJA NACIONAL DE AHORRO Y SEGURO (E.L.)  
 Período: JULIO DE 1998 - DICIEMBRE DE 1998



## BANCOS

| MESES     | CONCEPTO                  | SALDO INICIAL | DEBITOS   | CREDITOS | SALDO CUENTA | SALDO FINAL BANCO |
|-----------|---------------------------|---------------|-----------|----------|--------------|-------------------|
| 24-sep-98 | VASELLATI CARLOS          | 17,929.65     | 750.00    | 0.00     | 18,679.65    |                   |
| 30-sep-98 | LOZADA FAC 5639           | 18,679.65     | 0.00      | 314.30   | 18,365.35    |                   |
| 01-oct-98 | GASTOS BANCARIOS          | 18,365.35     | 0.00      | 7.35     | 18,358.00    |                   |
| 01-oct-98 | GASTOS BANCARIOS          | 18,358.00     | 0.00      | 2.10     | 18,355.90    |                   |
| 01-oct-98 | GASTSO BANCARIOS          | 18,355.90     | 0.00      | 10.00    | 18,345.90    |                   |
| 01-oct-98 | GASTSO BANCARIOS          | 18,345.90     | 0.00      | 35.00    | 18,310.90    |                   |
| 01-oct-98 | COOPERATIVA DE TRABAJO    | 18,310.90     | 0.00      | 4,063.88 | 14,247.02    |                   |
| 06-oct-98 | TELEFONICA DE ARGENTINA   | 14,247.02     | 0.00      | 744.13   | 13,502.89    |                   |
| 07-oct-98 | DRA BEDUINO               | 13,502.89     | 357.00    | 0.00     | 13,859.89    |                   |
| 07-oct-98 | DRA BEDUINO               | 13,859.89     | 400.00    | 0.00     | 14,259.89    |                   |
| 07-oct-98 | GASTOS BANCARIOS          | 14,259.89     | 0.00      | 10.00    | 14,249.89    |                   |
| 07-oct-98 | GASTOS BANCARIOS          | 14,249.89     | 0.00      | 15.00    | 14,234.89    |                   |
| 07-oct-98 | APORTES Y CONTRIBUCIONES  | 14,234.89     | 0.00      | 4,973.46 | 9,261.43     |                   |
| 07-oct-98 | RETENCION GANANCIAS       | 9,261.43      | 0.00      | 2,999.97 | 6,261.46     |                   |
| 14-oct-98 | PMO. COMERCIAL H. SOLA    | 6,261.46      | 6,938.10  | 0.00     | 13,199.56    |                   |
| 14-oct-98 | PMO. COMERCIAL GASTALDI   | 13,199.56     | 10,542.87 | 0.00     | 23,742.43    |                   |
| 15-oct-98 | XEROX DE ARGENTINA        | 23,742.43     | 0.00      | 1,509.60 | 22,232.83    |                   |
| 16-oct-98 | CORREO ARGENTINO          | 22,232.83     | 0.00      | 1,198.57 | 21,034.26    |                   |
| 16-oct-98 | ADELANTO RET GCIAS        | 21,034.26     | 0.00      | 1,203.15 | 19,831.11    |                   |
| 20-oct-98 | LOZADA FAC 5705           | 19,831.11     | 0.00      | 368.30   | 19,462.81    |                   |
| 26-oct-98 | DR REDI TRANSF            | 19,462.81     | 878.33    | 0.00     | 20,341.14    |                   |
| 26-oct-98 | GASTOS BANCARIOS          | 20,341.14     | 0.00      | 9.33     | 20,331.81    |                   |
| 02-nov-98 | GASTOS BANCARIOS          | 20,331.81     | 0.00      | 44.00    | 20,287.81    |                   |
| 02-nov-98 | GASTOS BANCARIOS          | 20,287.81     | 0.00      | 7.35     | 20,280.46    |                   |
| 02-nov-98 | GASTOS BANCARIOS          | 20,280.46     | 0.00      | 1.89     | 20,278.57    |                   |
| 02-nov-98 | GASTOS BANCARIOS          | 20,278.57     | 0.00      | 15.00    | 20,263.57    |                   |
| 02-nov-98 | TELEFONICA                | 20,263.57     | 0.00      | 6,259.65 | 14,003.92    |                   |
| 02-nov-98 | TELEFONICA O/P1663        | 14,003.92     | 0.00      | 2,844.20 | 11,159.72    |                   |
| 02-nov-98 | DR BEDUINO                | 11,159.72     | 357.00    | 0.00     | 11,516.72    |                   |
| 03-nov-98 | DR BEDUINO                | 11,516.72     | 400.00    | 0.00     | 11,916.72    |                   |
| 03-nov-98 | GASTOS BANCARIOS          | 11,916.72     | 0.00      | 15.00    | 11,901.72    |                   |
| 05-nov-98 | SALDO RET GANANCIAS 10/98 | 11,901.72     | 0.00      | 2,826.66 | 9,075.06     |                   |
| 06-nov-98 | DR SAMOCACHAN             | 9,075.06      | 305.40    | 0.00     | 9,380.46     |                   |
| 06-nov-98 | GASTOS BANCARIOS          | 9,380.46      | 0.00      | 29.40    | 9,351.06     |                   |
| 06-nov-98 | CORREO ARGENTINO          | 9,351.06      | 0.00      | 1,431.71 | 7,919.35     |                   |
| 06-nov-98 | APORTES Y CONTRIBUCIONES  | 7,919.35      | 0.00      | 4,971.91 | 2,947.44     |                   |

PROY-SOI

12237

# ANEXO II

ORGANISMO o EMPRESA: CAJA NACIONAL DE AHORRO Y SEGURO (E.L.)  
 Período: JULIO DE 1998 - DICIEMBRE DE 1998



## BANCOS

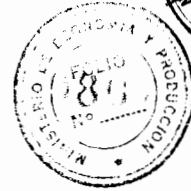
| MESES     | CONCEPTO                     | SALDO INICIAL | DEBITOS   | CREDITOS  | SALDO CUENTA | SALDO FINAL BANCO |
|-----------|------------------------------|---------------|-----------|-----------|--------------|-------------------|
| 10-nov-98 | LOZADA FAC 5819              | 2,947.44      | 0.00      | 337.00    | 2,610.44     |                   |
| 10-nov-98 | LOZADA FAC 1670              | 2,610.44      | 0.00      | 317.40    | 2,293.04     |                   |
| 17-nov-98 | REC NICHOLSON Y CANO         | 2,293.04      | 20,766.84 | 0.00      | 23,059.88    |                   |
| 17-nov-98 | TELEFONICA                   | 23,059.88     | 0.00      | 852.76    | 22,207.12    |                   |
| 20-nov-98 | RET GANANCIAS                | 22,207.12     | 0.00      | 1,342.81  | 20,864.31    |                   |
| 26-nov-98 | GASTOS BANCARIOS             | 20,864.31     | 0.00      | 5.00      | 20,859.31    |                   |
| 26-nov-98 | GASTOS BANCARIOS             | 20,859.31     | 0.00      | 1.05      | 20,858.26    |                   |
| 01-dic-98 | GASTOS BANCARIOS             | 20,858.26     | 0.00      | 9.00      | 20,849.26    |                   |
| 01-dic-98 | GASTOS BANCARIOS             | 20,849.26     | 0.00      | 1.89      | 20,847.37    |                   |
| 01-dic-98 | GASTOS BANCARIOS             | 20,847.37     | 0.00      | 35.00     | 20,812.37    |                   |
| 01-dic-98 | GASTOS BANCARIOS             | 20,812.37     | 0.00      | 7.35      | 20,805.02    |                   |
| 04-dic-98 | APORTES Y CONTRIBUCIONES     | 20,805.02     | 0.00      | 4,971.91  | 15,833.11    |                   |
| 07-dic-98 | LOZADA FAC 147               | 15,833.11     | 0.00      | 368.00    | 15,465.11    |                   |
| 10-dic-98 | ASISTENCIA TECNICA 11/98     | 15,465.11     | 0.00      | 2,340.00  | 13,125.11    |                   |
| 10-dic-98 | SALDO NOVIEMBRE 1998 RET GAN | 13,125.11     | 0.00      | 2,344.80  | 10,780.31    |                   |
| 14-dic-98 | EXTRACCION DE EFECTIVO       | 10,780.31     | 8,000.00  | 0.00      | 18,780.31    |                   |
| 14-dic-98 | GASTOS BANCARIOS             | 18,780.31     | 0.00      | 3.95      | 18,776.36    |                   |
| 14-dic-98 | CORREO ARGENTINO             | 18,776.36     | 0.00      | 1,648.49  | 17,127.87    |                   |
| 14-dic-98 | XEROX ARGENTINA              | 17,127.87     | 0.00      | 1,402.87  | 15,725.00    |                   |
| 15-dic-98 | PASANTIAS FACULTAD DERECHO   | 15,725.00     | 0.00      | 11,220.00 | 4,505.00     |                   |
| 15-dic-98 | ADELANTO RET GANANC. 12/98   | 4,505.00      | 0.00      | 1,513.34  | 2,991.66     |                   |
| 17-dic-98 | DR BILLAUD                   | 2,991.66      | 85.00     | 0.00      | 3,076.66     |                   |
| 17-dic-98 | DR BEDUINO                   | 3,076.66      | 338.30    | 0.00      | 3,414.96     |                   |
| 17-dic-98 | GASTOS BANCARIOS             | 3,414.96      | 0.00      | 29.87     | 3,385.09     |                   |
| 23-dic-98 | PMO. MUNIC. SAN LUIS         | 3,385.09      | 8,230.00  | 0.00      | 11,615.09    |                   |
| 30-dic-98 | LOZADA FAC 67                | 11,615.09     | 0.00      | 371.00    | 11,244.09    |                   |
| 30-dic-98 | XEROX ARGENTINA              | 11,244.09     | 0.00      | 1,778.83  | 9,465.26     |                   |
| 31-dic-98 | SALDO DE CIERRE              | 9,465.26      | 0.00      | 0.00      | 9,465.26     | 9,465.26          |

PROY-S01  
12237

### 1112102 - BCO.GRAL.DE NEGOCIOS C.C.3783/7

|           |                            |       |       |       |       |  |
|-----------|----------------------------|-------|-------|-------|-------|--|
| 01-jul-98 | SALDO APERTURA             |       |       |       | 0.00  |  |
| 20-jul-98 | DEPOSITO CTA BCO GRAL NEG. | 0.00  | 74.63 | 0.00  | 74.63 |  |
| 31-jul-98 | GASTOS BCO.GRAL.NEGOCIOS   | 74.63 | 0.00  | 74.63 | 0.00  |  |
| 12-ago-98 | DEPOSITO CTA BCO GRAL NEG. | 0.00  | 74.44 | 0.00  | 74.44 |  |
| 12-ago-98 | GASTOS BCO.GRAL.NEGOCIOS   | 74.44 | 0.00  | 74.44 | 0.00  |  |
| 13-oct-98 | DEPOSITO CTA BCO GRAL NEG. | 0.00  | 73.18 | 0.00  | 73.18 |  |

## ANEXO II



ORGANISMO o EMPRESA: CAJA NACIONAL DE AHORRO Y SEGURO (E.L.)  
 Período: JULIO DE 1998 - DICIEMBRE DE 1998

## BANCOS

| MESES  | CONCEPTO                   | SALDO INICIAL | DEBITOS    | CREDITOS   | SALDO CUENTA      | SALDO FINAL BANCO |
|--|----------------------------|---------------|------------|------------|-------------------|-------------------|
| 30-oct-98                                      | GASTOS BCO.GRAL.NEGOCIOS   | 73.18         | 0.00       | 73.18      | 0.00              |                   |
| 11-nov-98                                      | DEPOSITO CTA BCO GRAL NEG. | 0.00          | 74.05      | 0.00       | 74.05             |                   |
| 11-nov-98                                      | GASTOS BCO.GRAL.NEGOCIOS   | 74.05         | 0.00       | 74.05      | 0.00              |                   |
| 31-dic-98                                      | SALDO DE CIERRE            | 0.00          | 0.00       | 0.00       | 0.00              | 0.00              |
| <b>1112108 - BANCO CAJA DE AHORRO CTA.2560</b> |                            |               |            |            |                   |                   |
| 01-jul-98                                      | SALDO APERTURA             |               |            |            | <b>133,155.55</b> |                   |
| 01-jul-98                                      | INTERESES 6/98             | 133,155.55    | 657.41     | 0.00       | 133,812.96        |                   |
| 01-jul-98                                      | AJUSTE INTERESES 6/98      | 133,812.96    | 0.07       | 0.00       | 133,813.03        |                   |
| 03-jul-98                                      | GASTOS BANCARIOS           | 133,813.03    | 0.00       | 6.00       | 133,807.03        |                   |
| 03-jul-98                                      | GASTOS BANCARIOS           | 133,807.03    | 0.00       | 20.00      | 133,787.03        |                   |
| 03-jul-98                                      | TRANSF A BCO MERCANTIL     | 133,787.03    | 0.00       | 40,000.00  | 93,787.03         |                   |
| 13-jul-98                                      | GASTOS BANCARIOS           | 93,787.03     | 0.00       | 4.20       | 93,782.83         |                   |
| 13-jul-98                                      | BROITMAN C/ CNAS           | 93,782.83     | 37,901.10  | 0.00       | 131,683.93        |                   |
| 14-jul-98                                      | PMOS DR MALET              | 131,683.93    | 14,396.13  | 0.00       | 146,080.06        |                   |
| 14-jul-98                                      | GASTOS BANCARIOS           | 146,080.06    | 0.00       | 814.10     | 145,265.96        |                   |
| 14-jul-98                                      | AJUSTE GASTOS              | 145,265.96    | 0.06       | 0.00       | 145,266.02        |                   |
| 17-jul-98                                      | ING ECONOMIA               | 145,266.02    | 200,000.00 | 0.00       | 345,266.02        |                   |
| 20-jul-98                                      | PAGO ING. VILLA            | 345,266.02    | 0.00       | 74,138.54  | 271,127.48        |                   |
| 24-jul-98                                      | TRANSF A EFECTIVO          | 271,127.48    | 0.00       | 20,000.00  | 251,127.48        |                   |
| 27-jul-98                                      | GASTOS BANCARIOS           | 251,127.48    | 0.00       | 20.00      | 251,107.48        |                   |
| 27-jul-98                                      | GASTOS                     | 251,107.48    | 0.00       | 4.20       | 251,103.28        |                   |
| 29-jul-98                                      | TRANSF A EFECTIVO          | 251,103.28    | 0.00       | 210,000.00 | 41,103.28         |                   |
| 29-jul-98                                      | TRANF DE PZO. FIJO 3       | 41,103.28     | 11,259.71  | 0.00       | 52,362.99         |                   |
| 29-jul-98                                      | TRANF DE PZO. FIJO 3       | 52,362.99     | 40,824.00  | 0.00       | 93,186.99         |                   |
| 29-jul-98                                      | TRANF DE PZO. FIJO 3       | 93,186.99     | 74,643.00  | 0.00       | 167,829.99        |                   |
| 29-jul-98                                      | ING. T.G.N.                | 167,829.99    | 280,000.00 | 0.00       | 447,829.99        |                   |
| 31-jul-98                                      | AJUSTE GASTOS              | 447,829.99    | 0.01       | 0.00       | 447,830.00        |                   |
| 03-ago-98                                      | INTERESES                  | 447,830.00    | 490.39     | 0.00       | 448,320.39        |                   |
| 03-ago-98                                      | GASTOS BANCARIOS           | 448,320.39    | 0.00       | 40.00      | 448,280.39        |                   |
| 03-ago-98                                      | GASTOS BANCARIOS           | 448,280.39    | 0.00       | 397.31     | 447,883.08        |                   |
| 03-ago-98                                      | GASTOS BANCARIOS           | 447,883.08    | 0.00       | 198.66     | 447,684.42        |                   |
| 03-ago-98                                      | GASTOS BANCARIOS           | 447,684.42    | 0.00       | 133.56     | 447,550.86        |                   |
| 03-ago-98                                      | GASTOS BANCARIOS           | 447,550.86    | 0.00       | 14.72      | 447,536.14        |                   |
| 03-ago-98                                      | GASTOS BANCARIOS           | 447,536.14    | 0.00       | 20.00      | 447,516.14        |                   |
| 03-ago-98                                      | GASTOS BANCARIOS           | 447,516.14    | 0.00       | 4.20       | 447,511.94        |                   |

PROY-501

12237

ANEXO II



ORGANISMO o EMPRESA: CAJA NACIONAL DE AHORRO Y SEGURO (E.L.)  
 Período: JULIO DE 1998 - DICIEMBRE DE 1998

**BANCOS**

| MESES     | CONCEPTO                      | SALDO INICIAL | DEBITOS    | CREDITOS   | SALDO CUENTA | SALDO FINAL BANCO |
|-----------|-------------------------------|---------------|------------|------------|--------------|-------------------|
| 04-ago-98 | TRANSF. A EFECTIVO            | 447,511.94    | 0.00       | 15,000.00  | 432,511.94   |                   |
| 05-ago-98 | TRANSF. A EFECTIVO            | 432,511.94    | 0.00       | 40,950.00  | 391,561.94   |                   |
| 05-ago-98 | TRANSF. A EFECTIVO            | 391,561.94    | 0.00       | 5,850.00   | 385,711.94   |                   |
| 06-ago-98 | TRANSF. A EFECTIVO            | 385,711.94    | 0.00       | 40,599.04  | 345,112.90   |                   |
| 07-ago-98 | LA RIOJA RIOJA EX BCO CUOTA 4 | 345,112.90    | 198,655.25 | 0.00       | 543,768.15   |                   |
| 10-ago-98 | TRANSF. A PZO. FIJO 2         | 543,768.15    | 0.00       | 430,000.00 | 113,768.15   |                   |
| 13-ago-98 | TRANSF. A EFECTIVO            | 113,768.15    | 0.00       | 80,000.00  | 33,768.15    |                   |
| 13-ago-98 | TRANSF. DE BCO MERCANTIL      | 33,768.15     | 80,000.00  | 0.00       | 113,768.15   |                   |
| 13-ago-98 | TRANSF. A BCO MERCANTIL       | 113,768.15    | 0.00       | 50,000.00  | 63,768.15    |                   |
| 22-ago-98 | MUN. GRAL ROCA                | 63,768.15     | 3,060.00   | 0.00       | 66,828.15    |                   |
| 24-ago-98 | TRANSF DE PZO. FIJO 5         | 66,828.15     | 93,027.24  | 0.00       | 159,855.39   |                   |
| 24-ago-98 | TRANSF DE PZO. FIJO 10        | 159,855.39    | 106,972.76 | 0.00       | 266,828.15   |                   |
| 26-ago-98 | TRANSF. A EFECTIVO            | 266,828.15    | 0.00       | 16,240.43  | 250,587.72   |                   |
| 27-ago-98 | GASTOS BANCARIOS              | 250,587.72    | 0.00       | 30.00      | 250,557.72   |                   |
| 27-ago-98 | GASTOS BANCARIOS              | 250,557.72    | 0.00       | 6.12       | 250,551.60   |                   |
| 27-ago-98 | GASTOS BANCARIOS              | 250,551.60    | 0.00       | 6.00       | 250,545.60   |                   |
| 27-ago-98 | GASTOS BANACRIOS              | 250,545.60    | 0.00       | 3.06       | 250,542.54   |                   |
| 28-ago-98 | TRANSF. DE PZO. FIJO 3        | 250,542.54    | 10,547.93  | 0.00       | 261,090.47   |                   |
| 28-ago-98 | TRANSF. DE PZO. FIJO 3        | 261,090.47    | 16,262.40  | 0.00       | 277,352.87   |                   |
| 31-ago-98 | TRANSF A EFECTIVO             | 277,352.87    | 0.00       | 200,000.00 | 77,352.87    |                   |
| 03-sep-98 | TRANSF A EFECTIVO             | 77,352.87     | 0.00       | 61,350.15  | 16,002.72    |                   |
| 03-sep-98 | GASTOS BANCARIOS              | 16,002.72     | 0.00       | 398.84     | 15,603.88    |                   |
| 03-sep-98 | GASTOS BANCARIOS              | 15,603.88     | 0.00       | 199.42     | 15,404.46    |                   |
| 03-sep-98 | BCO LA RIOJA                  | 15,404.46     | 199,421.00 | 0.00       | 214,825.46   |                   |
| 04-sep-98 | INGRESO JURISDICCION/91       | 214,825.46    | 200,000.00 | 0.00       | 414,825.46   |                   |
| 04-sep-98 | GASTOS BANCARIOS              | 414,825.46    | 0.00       | 6.00       | 414,819.46   |                   |
| 04-sep-98 | GASTOS BANCARIOS              | 414,819.46    | 0.00       | 133.87     | 414,685.59   |                   |
| 07-sep-98 | REC JUICIOS DR BRESSAN        | 414,685.59    | 394,701.70 | 0.00       | 809,387.29   |                   |
| 07-sep-98 | TRANSF. A PZO. FIJO 6         | 809,387.29    | 0.00       | 414,000.00 | 395,387.29   |                   |
| 09-sep-98 | TRANSF. A EFECTIVO            | 395,387.29    | 0.00       | 21,784.43  | 373,602.86   |                   |
| 09-sep-98 | TRANSF. A EFECTIVO            | 373,602.86    | 0.00       | 5,850.00   | 367,752.86   |                   |
| 14-sep-98 | TRANSF. DE PZO. FIJO 2        | 367,752.86    | 540,527.70 | 0.00       | 908,280.56   |                   |
| 15-sep-98 | REC JUICIOS SUD ATLANTICA     | 908,280.56    | 35.80      | 0.00       | 908,316.36   |                   |
| 15-sep-98 | BOSTON C/ A.A.                | 908,316.36    | 12,639.79  | 0.00       | 920,956.15   |                   |
| 15-sep-98 | REC JUICIOS PROTENDA C/A.A    | 920,956.15    | 21,782.34  | 0.00       | 942,738.49   |                   |
| 15-sep-98 | TRANSF. A EFECTIVO            | 942,738.49    | 0.00       | 150,000.00 | 792,738.49   |                   |

PROY-SOI  
12237



## ANEXO II



ORGANISMO o EMPRESA: CAJA NACIONAL DE AHORRO Y SEGURO (E.L.)  
 Período: JULIO DE 1998 - DICIEMBRE DE 1998



## BANCOS

| MESES     | CONCEPTO                   | SALDO INICIAL | DEBITOS    | CREDITOS   | SALDO CUENTA | SALDO FINAL BANCO |
|-----------|----------------------------|---------------|------------|------------|--------------|-------------------|
| 17-sep-98 | DISP. DE FONDOS            | 792,738.49    | 0.00       | 4,812.79   | 787,925.70   |                   |
| 17-sep-98 | TRANSF. A EFECTIVO         | 787,925.70    | 0.00       | 26,030.77  | 761,894.93   |                   |
| 18-sep-98 | GASTOS BANCARIOS           | 761,894.93    | 0.00       | 481.35     | 761,413.58   |                   |
| 18-sep-98 | GASTOS BANCARIOS           | 761,413.58    | 0.00       | 20.00      | 761,393.58   |                   |
| 18-sep-98 | GASTOS BANCARIOS           | 761,393.58    | 0.00       | 20.00      | 761,373.58   |                   |
| 18-sep-98 | GASTOS BANCARIOS           | 761,373.58    | 0.00       | 8.40       | 761,365.18   |                   |
| 18-sep-98 | GASTOS BANCARIOS           | 761,365.18    | 0.00       | 30.00      | 761,335.18   |                   |
| 18-sep-98 | GASTOS BANCARIOS           | 761,335.18    | 0.00       | 6.30       | 761,328.88   |                   |
| 18-sep-98 | GASTOS BANCARIOS           | 761,328.88    | 0.00       | 6.30       | 761,322.58   |                   |
| 18-sep-98 | GASTOS BANCARIOS           | 761,322.58    | 481.35     | 0.00       | 761,803.93   |                   |
| 21-sep-98 | TRANSF. A EFECTIVO         | 761,803.93    | 0.00       | 380,481.35 | 381,322.58   |                   |
| 24-sep-98 | TRANSF. A EFECTIVO         | 381,322.58    | 0.00       | 27,654.74  | 353,667.84   |                   |
| 24-sep-98 | MUNIC SGO DEL ESTERO       | 353,667.84    | 22,781.00  | 0.00       | 376,448.84   |                   |
| 27-sep-98 | TRANSF. DE PZO. FIJO 3     | 376,448.84    | 13,674.76  | 0.00       | 390,123.60   |                   |
| 27-sep-98 | TRANSF. DE PZO. FIJO 3     | 390,123.60    | 21,784.43  | 0.00       | 411,908.03   |                   |
| 27-sep-98 | CTA AHORRO 2560            | 411,908.03    | 0.10       | 0.00       | 411,908.13   |                   |
| 29-sep-98 | GASTOS BANCARIOS           | 411,908.13    | 0.00       | 30.00      | 411,878.13   |                   |
| 30-sep-98 | TRANSF. A EFECTIVO         | 411,878.13    | 0.00       | 250,000.00 | 161,878.13   |                   |
| 01-oct-98 | GASTOS BANCARIOS           | 161,878.13    | 0.00       | 126.12     | 161,752.01   |                   |
| 01-oct-98 | GASTOS BANCARIOS           | 161,752.01    | 0.00       | 400.37     | 161,351.64   |                   |
| 01-oct-98 | GASTOS BANCARIOS           | 161,351.64    | 0.00       | 200.19     | 161,151.45   |                   |
| 01-oct-98 | GASTOS BANCARIOS           | 161,151.45    | 0.00       | 6.00       | 161,145.45   |                   |
| 01-oct-98 | INTERESES                  | 161,145.45    | 1,420.92   | 0.00       | 162,566.37   |                   |
| 01-oct-98 | EX-BANCO DE LA RIOJA       | 162,566.37    | 200,187.25 | 0.00       | 362,753.62   |                   |
| 02-oct-98 | TRANSF A EFECTIVO          | 362,753.62    | 0.00       | 12,708.00  | 350,045.62   |                   |
| 02-oct-98 | PMO. MUNIC. ALTA GRACIA    | 350,045.62    | 3,632.00   | 0.00       | 353,677.62   |                   |
| 07-oct-98 | TRANSF A EFECTIVO          | 353,677.62    | 0.00       | 20,000.00  | 333,677.62   |                   |
| 14-oct-98 | GASTOS BANCARIOS           | 333,677.62    | 0.00       | 42.63      | 333,634.99   |                   |
| 14-oct-98 | GASTOS BANCARIOS           | 333,634.99    | 0.00       | 3.63       | 333,631.36   |                   |
| 14-oct-98 | GASTOS BANCARIOS           | 333,631.36    | 0.00       | 7.26       | 333,624.10   |                   |
| 14-oct-98 | GASTOS BANCARIOS           | 333,624.10    | 0.00       | 2.28       | 333,621.82   |                   |
| 14-oct-98 | GASTOS BANCARIOS           | 333,621.82    | 0.00       | 20.00      | 333,601.82   |                   |
| 14-oct-98 | GASTOS BANCARIOS           | 333,601.82    | 0.00       | 30.00      | 333,571.82   |                   |
| 14-oct-98 | GASTOS BANCARIOS           | 333,571.82    | 0.00       | 10.50      | 333,561.32   |                   |
| 14-oct-98 | SINDICATURA GRAL DE LA NAC | 333,561.32    | 0.00       | 5,850.00   | 327,711.32   |                   |
| 15-oct-98 | TRANSF. A EFECTIVO         | 327,711.32    | 0.00       | 100,000.00 | 227,711.32   |                   |

PROY-SOI

12234

ANEXO II



ORGANISMO o EMPRESA: CAJA NACIONAL DE AHORRO Y SEGURO (E.L.)  
 Período: JULIO DE 1998 - DICIEMBRE DE 1998

**BANCOS**

| MESES     | CONCEPTO                      | SALDO INICIAL | DEBITOS    | CREDITOS   | SALDO CUENTA | SALDO FINAL BANCO |
|-----------|-------------------------------|---------------|------------|------------|--------------|-------------------|
| 16-oct-98 | GASTOS BANCARIOS              | 227,711.32    | 0.00       | 1.50       | 227,709.82   |                   |
| 16-oct-98 | GASTOS BANCARIOS              | 227,709.82    | 0.00       | 0.32       | 227,709.50   |                   |
| 16-oct-98 | DR MONTOYA                    | 227,709.50    | 73.00      | 0.00       | 227,782.50   |                   |
| 20-oct-98 | PMO. MUNIC. SAN LUIS          | 227,782.50    | 8,230.00   | 0.00       | 236,012.50   |                   |
| 20-oct-98 | PMO. MUNIC. SGO. DEL ESTERO   | 236,012.50    | 22,781.00  | 0.00       | 258,793.50   |                   |
| 21-oct-98 | GASTOS BANCARIOS              | 258,793.50    | 0.00       | 8.23       | 258,785.27   |                   |
| 21-oct-98 | GASTOS BANCARIOS              | 258,785.27    | 0.00       | 16.46      | 258,768.81   |                   |
| 21-oct-98 | GASTOS BANCARIOS              | 258,768.81    | 0.00       | 5.19       | 258,763.62   |                   |
| 26-oct-98 | EXT. PARA PAGO JUICIOS        | 258,763.62    | 0.00       | 49,694.25  | 209,069.37   |                   |
| 27-oct-98 | GASTOS BANCARIOS              | 209,069.37    | 0.00       | 200.93     | 208,868.44   |                   |
| 27-oct-98 | GASTOS BANCARIOS              | 208,868.44    | 0.00       | 401.86     | 208,466.58   |                   |
| 27-oct-98 | GASTOS BANCARIOS              | 208,466.58    | 0.00       | 126.59     | 208,339.99   |                   |
| 27-oct-98 | EX-BANCO DE LA RIOJA          | 208,339.99    | 200,929.16 | 0.00       | 409,269.15   |                   |
| 28-oct-98 | TRANSF. DE PZO. FIJO 3        | 409,269.15    | 17,876.56  | 0.00       | 427,145.71   |                   |
| 28-oct-98 | TRANSF. DE PZO. FIJO 3        | 427,145.71    | 17,209.17  | 0.00       | 444,354.88   |                   |
| 30-oct-98 | TRANSF A EFECTIVO             | 444,354.88    | 0.00       | 335,000.00 | 109,354.88   |                   |
| 30-oct-98 | DIF.26/10/98                  | 109,354.88    | 0.00       | 0.98       | 109,353.90   |                   |
| 30-oct-98 | TRANSF. A EFECTIVO            | 109,353.90    | 0.00       | 105,000.00 | 4,353.90     |                   |
| 02-nov-98 | GASTOS BANCARIOS              | 4,353.90      | 0.00       | 30.00      | 4,323.90     |                   |
| 02-nov-98 | GASTOS BANCARIOS              | 4,323.90      | 0.00       | 510.35     | 3,813.55     |                   |
| 02-nov-98 | GASTOS BANCARIOS              | 3,813.55      | 0.00       | 6.30       | 3,807.25     |                   |
| 02-nov-98 | INTERESES                     | 3,807.25      | 652.94     | 0.00       | 4,460.19     |                   |
| 02-nov-98 | INGRESO ECONOMIA              | 4,460.19      | 200,000.00 | 0.00       | 204,460.19   |                   |
| 03-nov-98 | SINDICATURA GRAL DE LA NACION | 204,460.19    | 0.00       | 5,850.00   | 198,610.19   |                   |
| 03-nov-98 | SAN MARTIN DEL TABACAL        | 198,610.19    | 160,644.45 | 0.00       | 359,254.64   |                   |
| 03-nov-98 | ALTA GRACIA REC 4457          | 359,254.64    | 30,055.00  | 0.00       | 389,309.64   |                   |
| 05-nov-98 | GASTOS BANCARIOS              | 389,309.64    | 0.00       | 4.20       | 389,305.44   |                   |
| 05-nov-98 | GASTOS BANCARIOS              | 389,305.44    | 0.00       | 20.00      | 389,285.44   |                   |
| 06-nov-98 | TRANSF. A EFECTIVO            | 389,285.44    | 0.00       | 20,000.00  | 369,285.44   |                   |
| 06-nov-98 | GASTOS BANCARIOS              | 369,285.44    | 0.00       | 19.59      | 369,265.85   |                   |
| 06-nov-98 | GASTOS BANCARIOS              | 369,265.85    | 0.00       | 5.02       | 369,260.83   |                   |
| 09-nov-98 | TRANSF. A EFECTIVO            | 369,260.83    | 0.00       | 72,452.91  | 296,807.92   |                   |
| 09-nov-98 | GASTOS BANCARIOS              | 296,807.92    | 0.00       | 30.06      | 296,777.86   |                   |
| 09-nov-98 | GASTOS BANCARIOS              | 296,777.86    | 0.00       | 60.11      | 296,717.75   |                   |
| 09-nov-98 | GASTOS BANCARIOS              | 296,717.75    | 0.00       | 18.93      | 296,698.82   |                   |
| 18-nov-98 | GASTOS BANCARIOS              | 296,698.82    | 0.00       | 36.29      | 296,662.53   |                   |

PROY-S01  
12237



ORGANISMO o EMPRESA: CAJA NACIONAL DE AHORRO Y SEGURO (E.L.)

Período: JULIO DE 1998 - DICIEMBRE DE 1998



## BANCOS

| MESES     | CONCEPTO                    | SALDO INICIAL | DEBITOS    | CREDITOS   | SALDO CUENTA | SALDO FINAL BANCO |
|-----------|-----------------------------|---------------|------------|------------|--------------|-------------------|
| 19-nov-98 | TRANSF. A EFECTIVO          | 296,662.53    | 0.00       | 12,159.41  | 284,503.12   |                   |
| 20-nov-98 | TRANSF. A EFECTIVO          | 284,503.12    | 0.00       | 260,000.00 | 24,503.12    |                   |
| 24-nov-98 | TRANSF. A EFECTIVO          | 24,503.12     | 0.00       | 9,202.58   | 15,300.54    |                   |
| 24-nov-98 | RECCOMAGLIA C/CNAS          | 15,300.54     | 4,000.00   | 0.00       | 19,300.54    |                   |
| 24-nov-98 | TRANSF. DE PZO. FIJO 11     | 19,300.54     | 109,869.78 | 0.00       | 129,170.32   |                   |
| 24-nov-98 | PMOS. PNALES. CON PLANES    | 129,170.32    | 1,209.00   | 0.00       | 130,379.32   |                   |
| 24-nov-98 | PMO. MUNIC. SAN LUIS        | 130,379.32    | 8,230.00   | 0.00       | 138,609.32   |                   |
| 25-nov-98 | TRANSF. A EFECTIVO          | 138,609.32    | 0.00       | 48,498.12  | 90,111.20    |                   |
| 26-nov-98 | GASTOS BANCARIOS            | 90,111.20     | 0.00       | 16.46      | 90,094.74    |                   |
| 26-nov-98 | GASTOS BANCARIOS            | 90,094.74     | 0.00       | 16.46      | 90,078.28    |                   |
| 26-nov-98 | GASTOS BANCARIOS            | 90,078.28     | 0.00       | 6.92       | 90,071.36    |                   |
| 27-nov-98 | TRANSF. DE PZO. FIJO 3      | 90,071.36     | 13,065.67  | 0.00       | 103,137.03   |                   |
| 27-nov-98 | TRANSF. DE PZO. FIJO 3      | 103,137.03    | 17,741.00  | 0.00       | 120,878.03   |                   |
| 27-nov-98 | AJUSTE PLAZO FIJO           | 120,878.03    | 0.00       | 0.31       | 120,877.72   |                   |
| 01-dic-98 | INTERESES                   | 120,877.72    | 437.21     | 0.00       | 121,314.93   |                   |
| 01-dic-98 | GASTOS BANCARIOS            | 121,314.93    | 0.00       | 169.42     | 121,145.51   |                   |
| 01-dic-98 | GASTOS BANCARIOS            | 121,145.51    | 0.00       | 403.39     | 120,742.12   |                   |
| 01-dic-98 | GASTOS BANCARIOS            | 120,742.12    | 0.00       | 403.39     | 120,338.73   |                   |
| 01-dic-98 | PMO. EX-BANCO DE LA RIOJA   | 120,338.73    | 201,695.31 | 0.00       | 322,034.04   |                   |
| 01-dic-98 | PMOS PNALES. CON PLANES     | 322,034.04    | 175.00     | 0.00       | 322,209.04   |                   |
| 02-dic-98 | TRANSF. A EFECTIVO          | 322,209.04    | 0.00       | 10,000.00  | 312,209.04   |                   |
| 02-dic-98 | JURISDICCION/91             | 312,209.04    | 183,000.00 | 0.00       | 495,209.04   |                   |
| 02-dic-98 | GASTOS BANCARIOS            | 495,209.04    | 0.00       | 15.00      | 495,194.04   |                   |
| 02-dic-98 | DR BEDUINO                  | 495,194.04    | 400.00     | 0.00       | 495,594.04   |                   |
| 02-dic-98 | TRANSF. DE PZO. FIJO 1      | 495,594.04    | 300,000.00 | 0.00       | 795,594.04   |                   |
| 04-dic-98 | GASTOS BANCARIOS            | 795,594.04    | 0.00       | 6.00       | 795,588.04   |                   |
| 04-dic-98 | GASTOS BANCARIOS            | 795,588.04    | 0.00       | 13.12      | 795,574.92   |                   |
| 07-dic-98 | TRANSF. A EFECTIVO          | 795,574.92    | 0.00       | 323,556.08 | 472,018.84   |                   |
| 07-dic-98 | EL SURCO CIA DE SEGUROS     | 472,018.84    | 465.00     | 0.00       | 472,483.84   |                   |
| 07-dic-98 | FARALDI ROBERTO C/CNAS      | 472,483.84    | 8,153.22   | 0.00       | 480,637.06   |                   |
| 07-dic-98 | PLUS ULTRA C/A.A.           | 480,637.06    | 2,888.98   | 0.00       | 483,526.04   |                   |
| 07-dic-98 | APOLO CIA DE SEGUROS C/CNAS | 483,526.04    | 1,870.05   | 0.00       | 485,396.09   |                   |
| 07-dic-98 | BENTIBOGGIO C/CNAS          | 485,396.09    | 8,620.00   | 0.00       | 494,016.09   |                   |
| 07-dic-98 | LA PATAGONIA C/F AEREA      | 494,016.09    | 1,620.16   | 0.00       | 495,636.25   |                   |
| 07-dic-98 | GASTOS BANCARIOS            | 495,636.25    | 0.00       | 6.00       | 495,630.25   |                   |
| 07-dic-98 | GASTOS BANCARIOS            | 495,630.25    | 0.00       | 1.26       | 495,628.99   |                   |

PROY-501

12237

## ANEXO II

ORGANISMO o EMPRESA: CAJA NACIONAL DE AHORRO Y SEGURO (E.L.)  
 Período: JULIO DE 1998 - DICIEMBRE DE 1998



## BANCOS

| MESES     | CONCEPTO                   | SALDO INICIAL | DEBITOS      | CREDITOS     | SALDO CUENTA | SALDO FINAL BANCO |
|-----------|----------------------------|---------------|--------------|--------------|--------------|-------------------|
| 07-dic-98 | GASTOS BANCARIOS           | 495,628.99    | 0.00         | 20.00        | 495,608.99   |                   |
| 07-dic-98 | PMO. MUNIC. ALTA GRACIA    | 495,608.99    | 3,372.00     | 0.00         | 498,980.99   |                   |
| 09-dic-98 | GASTOS BANCARIOS           | 498,980.99    | 0.00         | 3.37         | 498,977.62   |                   |
| 09-dic-98 | GASTOS BANCARIOS           | 498,977.62    | 0.00         | 6.74         | 498,970.88   |                   |
| 09-dic-98 | GASTOS BANCARIOS           | 498,970.88    | 0.00         | 6.33         | 498,964.55   |                   |
| 09-dic-98 | SINDICATURA GRAL DE LA NAC | 498,964.55    | 0.00         | 5,850.00     | 493,114.55   |                   |
| 10-dic-98 | TRANSF. A EFECTIVO         | 493,114.55    | 0.00         | 20,000.00    | 473,114.55   |                   |
| 10-dic-98 | TRANSF. DE PZO. FIJO 4     | 473,114.55    | 1,041,859.83 | 0.00         | 1,514,974.38 |                   |
| 11-dic-98 | TRANSF. A EFECTIVO         | 1,514,974.38  | 0.00         | 200,000.00   | 1,314,974.38 |                   |
| 11-dic-98 | GASTOS BANCARIOS           | 1,314,974.38  | 0.00         | 30.00        | 1,314,944.38 |                   |
| 11-dic-98 | GASTOS BANCARIOS           | 1,314,944.38  | 0.00         | 30.00        | 1,314,914.38 |                   |
| 11-dic-98 | GASTOS BANCARIOS           | 1,314,914.38  | 0.00         | 12.60        | 1,314,901.78 |                   |
| 11-dic-98 | REC. VEHICULOS             | 1,314,901.78  | 1,500.00     | 0.00         | 1,316,401.78 |                   |
| 11-dic-98 | TRANSF. A PZO. FIJO 13     | 1,316,401.78  | 0.00         | 1,000,000.00 | 316,401.78   |                   |
| 14-dic-98 | GASTOS BANCARIOS           | 316,401.78    | 0.00         | 6.00         | 316,395.78   |                   |
| 14-dic-98 | GASTOS BANCARIOS           | 316,395.78    | 0.00         | 1.26         | 316,394.52   |                   |
| 15-dic-98 | TRANSF. A EFECTIVO         | 316,394.52    | 0.00         | 149,968.11   | 166,426.41   |                   |
| 16-dic-98 | DR MONTOYA                 | 166,426.41    | 2,836.41     | 0.00         | 169,262.82   |                   |
| 16-dic-98 | DR MONTOYA                 | 169,262.82    | 3,026.08     | 0.00         | 172,288.90   |                   |
| 21-dic-98 | EXTRACCION PLAZO FIJO 6    | 172,288.90    | 900,000.00   | 0.00         | 1,072,288.90 |                   |
| 21-dic-98 | TRANSF. A EFECTIVO         | 1,072,288.90  | 0.00         | 20,000.00    | 1,052,288.90 |                   |
| 21-dic-98 | TRANSF. A EFECTIVO         | 1,052,288.90  | 0.00         | 595,275.37   | 457,013.53   |                   |
| 22-dic-98 | GASTOS BANCARIOS           | 457,013.53    | 0.00         | 11.72        | 457,001.81   |                   |
| 22-dic-98 | GASTOS BANCARIOS           | 457,001.81    | 0.00         | 2.46         | 456,999.35   |                   |
| 24-dic-98 | DR REDI PMOS               | 456,999.35    | 520.00       | 0.00         | 457,519.35   |                   |
| 24-dic-98 | SCCAZZOLA C/ CNAS          | 457,519.35    | 58,375.68    | 0.00         | 515,895.03   |                   |
| 28-dic-98 | TRANSF. A EFECTIVO         | 515,895.03    | 0.00         | 81,647.85    | 434,247.18   |                   |
| 28-dic-98 | GASTOS BANCARIOS           | 434,247.18    | 0.00         | 30.00        | 434,217.18   |                   |
| 28-dic-98 | GASTOS BANCARIOS           | 434,217.18    | 0.00         | 6.30         | 434,210.88   |                   |
| 30-dic-98 | TRANSF. A EFECTIVO         | 434,210.88    | 0.00         | 250,000.00   | 184,210.88   |                   |
| 30-dic-98 | CONVENIO INDER Y ALSTATE   | 184,210.88    | 0.00         | 28,700.00    | 155,510.88   |                   |
| 30-dic-98 | DRA BEDUINO REC PMOS       | 155,510.88    | 335.00       | 0.00         | 155,845.88   |                   |
| 30-dic-98 | GASTOS BANCARIOS           | 155,845.88    | 0.00         | 4.20         | 155,841.68   |                   |
| 30-dic-98 | GASTOS BANCARIOS           | 155,841.68    | 0.00         | 20.00        | 155,821.68   |                   |
| 31-dic-98 | SALDO DE CIERRE            | 155,821.68    | 0.00         | 0.00         | 155,821.68   | 155,821.68        |

PROY-S01

12237

ANEXO II




ORGANISMO o EMPRESA: CAJA NACIONAL DE AHORRO Y SEGURO (E.L.)  
 Período: JULIO DE 1998 - DICIEMBRE DE 1998

**BANCOS**

| MESES                              | CONCEPTO                            | SALDO INICIAL     | DEBITOS             | CREDITOS            | SALDO CUENTA      | SALDO FINAL BANCO |
|------------------------------------|-------------------------------------|-------------------|---------------------|---------------------|-------------------|-------------------|
| 1112101                            | <u>BANCO MERCANTIL C.C. 1612/2</u>  | 4,217.38          | 365,397.52          | 360,149.64          | 9,465.26          | 9,465.26          |
| 1112102                            | <u>BCO.GRAL.NEGOCIOS C.C.3783/7</u> | 0.00              | 296.30              | 296.30              | 0.00              | -149.19           |
| 1112108                            | <u>BCO.CAJA DE AHORRO CTA. 2560</u> | 133,155.55        | 6,335,484.26        | 6,312,818.13        | 155,821.68        | 155,821.68        |
| <b>TOTAL DE BANCOS AL 31-12-98</b> |                                     | <b>137,372.93</b> | <b>6,701,178.08</b> | <b>6,673,264.07</b> | <b>165,286.94</b> | <b>165,137.75</b> |

  
 Cont. MIGUEL A. LAKREGINA

  
 Cont. OSVALDO M. ACEVEDO  
 Liquidador

PROY-S01  
 12237

PROY-SOI

12237

ORGANISMO o EMPRESA: CAJA NACIONAL DE AHORRO Y SEGURO (E.L.)  
 Período: JULIO DE 1998 - DICIEMBRE DE 1998

INVERSIONES FINANCIERAS

| INVERSION              |          |        | MOVIMIENTO SEGUN LIBROS  |       |               |            |            |              |                      |
|------------------------|----------|--------|--------------------------|-------|---------------|------------|------------|--------------|----------------------|
| MESES                  | TIPO     | NUMERO | DENOMINACION             | BANCO | SALDO INICIAL | DEPOSITOS  | RETIROS    | SALDO FINAL  | SALDO FINAL DE BANCO |
| <b>PLAZO FIJO N° 1</b> |          |        |                          |       |               |            |            |              |                      |
| 01-jul-98              | Pzo.Fijo |        | Saldo Inicial            |       | 2,219,776.76  |            |            | 2,219,776.76 |                      |
| 27-jul-98              | Pzo.Fijo |        | Intereses                |       | 2,219,776.76  | 14,139.67  |            | 2,233,916.43 |                      |
| 31-ago-98              | Pzo.Fijo |        | Intereses                |       | 2,233,916.43  | 16,065.84  |            | 2,249,982.27 |                      |
| 01-oct-98              | Pzo.Fijo |        | Intereses                |       | 2,249,982.27  | 18,153.97  |            | 2,268,136.24 |                      |
| 02-nov-98              | Pzo.Fijo |        | Intereses                |       | 2,268,136.24  | 25,850.55  |            | 2,293,986.79 |                      |
| 02-dic-98              | Pzo.Fijo |        | Intereses                |       | 2,293,986.79  | 18,100.50  |            | 2,312,087.29 |                      |
| 02-dic-98              | Pzo.Fijo |        | Tranf. a Caja de Ahorro  |       | 2,312,087.29  |            | 300,000.00 | 2,012,087.29 |                      |
| 31-dic-98              | Pzo.Fijo |        | Saldo de Cierre          |       | 2,012,087.29  |            |            | 2,012,087.29 | 2,012,087.29         |
| <b>PLAZO FIJO N° 2</b> |          |        |                          |       |               |            |            |              |                      |
| 01-jul-98              | Pzo.Fijo |        | Saldo Inicial            |       | 418,209.08    |            |            | 418,209.08   |                      |
| 06-jul-98              | Pzo.Fijo |        | Apertura Pzo. Fijo n° 10 |       | 418,209.08    |            | 104,552.27 | 313,656.81   |                      |
| 06-jul-98              | Pzo.Fijo |        | Intereses                |       | 313,656.81    | 4,062.51   |            | 317,719.32   |                      |
| 10-ago-98              | Pzo.Fijo |        | Tranf. de Caja de Ahorro |       | 317,719.32    | 430,000.00 |            | 747,719.32   |                      |
| 10-ago-98              | Pzo.Fijo |        | Intereses                |       | 747,719.32    | 761.66     |            | 748,480.98   |                      |
| 10-ago-98              | Pzo.Fijo |        | Apertura Pzo. Fijo n° 11 |       | 748,480.98    |            | 105,906.44 | 642,574.54   |                      |
| 10-ago-98              | Pzo.Fijo |        | Apertura Pzo. Fijo n° 12 |       | 642,574.54    |            | 105,906.44 | 536,668.10   |                      |
| 14-sep-98              | Pzo.Fijo |        | Intereses                |       | 536,668.10    | 3,859.60   |            | 540,527.70   |                      |
| 14-sep-98              | Pzo.Fijo |        | Tranf. a Caja de Ahorro  |       | 540,527.70    |            | 540,527.70 | 0.00         |                      |
| 31-dic-98              | Pzo.Fijo |        | Saldo de Cierre          |       | 0.00          |            |            | 0.00         | 0.00                 |

ANEXO II



*[Handwritten signature]*

PROY-50

12237

ORGANISMO o EMPRESA: CAJA NACIONAL DE AHORRO Y SEGURO (E.L.)

Periodo: JULIO DE 1998 - DICIEMBRE DE 1998

INVERSIONES FINANCIERAS

| INVERSION              |          |        |                         | MOVIMIENTO SEGUN LIBROS |               |           |           |              |                      |
|------------------------|----------|--------|-------------------------|-------------------------|---------------|-----------|-----------|--------------|----------------------|
| MESES                  | TIPO     | NUMERO | DENOMINACION            | BANCO                   | SALDO INICIAL | DEPOSITOS | RETIROS   | SALDO FINAL  | SALDO FINAL DE BANCO |
| <b>PLAZO FIJO N° 3</b> |          |        |                         |                         |               |           |           |              |                      |
| 01-jul-98              | Pzo.Fijo |        | Saldo Inicial           |                         | 1,826,576.92  |           |           | 1,826,576.92 |                      |
| 27-jul-98              | Pzo.Fijo |        | Tranf. a Caja de Ahorro |                         | 1,826,576.92  |           | 40,824.00 | 1,785,752.92 |                      |
| 29-jul-98              | Pzo.Fijo |        | Tranf. a Caja de Ahorro |                         | 1,785,752.92  |           | 74,643.00 | 1,711,109.92 |                      |
| 29-jul-98              | Pzo.Fijo |        | Intereses               |                         | 1,711,109.92  | 11,259.11 |           | 1,722,369.03 |                      |
| 29-jul-98              | Pzo.Fijo |        | Tranf. a Caja de Ahorro |                         | 1,722,369.03  |           | 11,259.11 | 1,711,109.92 |                      |
| 28-ago-98              | Pzo.Fijo |        | Intereses               |                         | 1,711,109.92  | 10,547.93 |           | 1,721,657.85 |                      |
| 28-ago-98              | Pzo.Fijo |        | Tranf. a Caja de Ahorro |                         | 1,721,657.85  |           | 16,262.40 | 1,705,395.45 |                      |
| 28-ago-98              | Pzo.Fijo |        | Tranf. a Caja de Ahorro |                         | 1,705,395.45  |           | 10,547.93 | 1,694,847.52 |                      |
| 27-sep-98              | Pzo.Fijo |        | Intereses               |                         | 1,694,847.52  | 13,674.86 |           | 1,708,522.38 |                      |
| 27-sep-98              | Pzo.Fijo |        | Tranf. a Caja de Ahorro |                         | 1,708,522.38  |           | 13,674.86 | 1,694,847.52 |                      |
| 27-sep-98              | Pzo.Fijo |        | Tranf. a Caja de Ahorro |                         | 1,694,847.52  |           | 21,784.43 | 1,673,063.09 |                      |
| 28-oct-98              | Pzo.Fijo |        | Intereses               |                         | 1,673,063.09  | 17,876.56 |           | 1,690,939.65 |                      |
| 28-oct-98              | Pzo.Fijo |        | Tranf. a Caja de Ahorro |                         | 1,690,939.65  |           | 17,876.56 | 1,673,063.09 |                      |
| 28-oct-98              | Pzo.Fijo |        | Tranf. a Caja de Ahorro |                         | 1,673,063.09  |           | 17,209.17 | 1,655,853.92 |                      |
| 27-nov-98              | Pzo.Fijo |        | Intereses               |                         | 1,655,853.92  | 13,065.67 |           | 1,668,919.59 |                      |
| 27-nov-98              | Pzo.Fijo |        | Tranf. a Caja de Ahorro |                         | 1,668,919.59  |           | 13,065.67 | 1,655,853.92 |                      |
| 27-nov-98              | Pzo.Fijo |        | Tranf. a Caja de Ahorro |                         | 1,655,853.92  |           | 17,741.00 | 1,638,112.92 |                      |
| 28-dic-98              | Pzo.Fijo |        | Intereses               |                         | 1,638,112.92  | 12,521.47 |           | 1,650,634.39 |                      |
| 31-dic-98              | Pzo.Fijo |        | Saldo de Cierre         |                         | 1,650,634.39  |           |           | 1,650,634.39 | 1,650,634.39         |



PROY-SOI

12237

ORGANISMO o EMPRESA: CAJA NACIONAL DE AHORRO Y SEGURO (E.L.)

Periodo: JULIO DE 1998 - DICIEMBRE DE 1998

INVERSIONES FINANCIERAS

| INVERSION              |          |        |                          |       |               | MOVIMIENTO SEGUN LIBROS |              |              |                      |  |  |  |  |
|------------------------|----------|--------|--------------------------|-------|---------------|-------------------------|--------------|--------------|----------------------|--|--|--|--|
| MESES                  | TIPO     | NUMERO | DENOMINACION             | BANCO | SALDO INICIAL | DEPOSITOS               | RETIROS      | SALDO FINAL  | SALDO FINAL DE BANCO |  |  |  |  |
| <b>PLAZO FIJO N° 4</b> |          |        |                          |       |               |                         |              |              |                      |  |  |  |  |
| 01-jul-98              | Pzo.Fijo |        | Saldo Inicial            |       | 1,031,583.07  |                         |              | 1,031,583.07 | 1,031,583.07         |  |  |  |  |
| 27-jul-98              | Pzo.Fijo |        | Intereses                |       | 1,031,583.07  | 6,571.04                |              | 1,038,154.11 | 1,038,154.11         |  |  |  |  |
| 31-ago-98              | Pzo.Fijo |        | Intereses                |       | 1,038,154.11  | 7,466.18                |              | 1,045,620.29 | 1,045,620.29         |  |  |  |  |
| 01-oct-98              | Pzo.Fijo |        | Intereses                |       | 1,045,620.29  | 9,253.01                |              | 1,054,873.30 | 1,054,873.30         |  |  |  |  |
| 10-nov-98              | Pzo.Fijo |        | Intereses                |       | 1,054,873.30  | 13,148.80               |              | 1,068,022.10 | 1,068,022.10         |  |  |  |  |
| 10-dic-98              | Pzo.Fijo |        | Tranf. a Caja de Ahorro  |       | 1,068,022.10  |                         | 1,041,859.83 | 26,162.27    | 26,162.27            |  |  |  |  |
| 10-dic-98              | Pzo.Fijo |        | Intereses                |       | 26,162.27     | 8,339.35                |              | 34,501.62    | 34,501.62            |  |  |  |  |
| 10-dic-98              | Pzo.Fijo |        | Emb. "Fisco Nac.C/ CNAS" |       | 34,501.62     |                         | 34,501.62    | 0.00         | 0.00                 |  |  |  |  |
| 31-dic-98              | Pzo.Fijo |        | Exp.n° 23.955/98         |       | 0.00          |                         |              | 0.00         | 0.00                 |  |  |  |  |
| 31-dic-98              | Pzo.Fijo |        | Saldo de Cierre          |       | 0.00          |                         |              | 0.00         | 0.00                 |  |  |  |  |
| <b>PLAZO FIJO N° 5</b> |          |        |                          |       |               |                         |              |              |                      |  |  |  |  |
| 01-jul-98              | Pzo.Fijo |        | Saldo Inicial            |       | 151,950.12    |                         |              | 151,950.12   | 151,950.12           |  |  |  |  |
| 06-jul-98              | Pzo.Fijo |        | Intereses                |       | 151,950.12    | 1,064.69                |              | 153,014.81   | 153,014.81           |  |  |  |  |
| 24-ago-98              | Pzo.Fijo |        | Intereses                |       | 153,014.81    | 1,540.63                |              | 154,555.44   | 154,555.44           |  |  |  |  |
| 24-ago-98              | Pzo.Fijo |        | Tranf. a Caja de Ahorro  |       | 154,555.44    |                         | 93,027.24    | 61,528.20    | 61,528.20            |  |  |  |  |
| 28-sep-98              | Pzo.Fijo |        | Intereses                |       | 61,528.20     | 458.51                  |              | 61,986.71    | 61,986.71            |  |  |  |  |
| 02-nov-98              | Pzo.Fijo |        | Intereses                |       | 61,986.71     | 772.71                  |              | 62,759.42    | 62,759.42            |  |  |  |  |
| 02-dic-98              | Pzo.Fijo |        | Intereses                |       | 62,759.42     | 495.20                  |              | 63,254.62    | 63,254.62            |  |  |  |  |
| 31-dic-98              | Pzo.Fijo |        | Saldo de Cierre          |       | 63,254.62     |                         |              | 63,254.62    | 63,254.62            |  |  |  |  |

ANEXO II



*[Handwritten signature]*



PROY-SOI

12234

ORGANISMO o EMPRESA: CAJA NACIONAL DE AHORRO Y SEGURO (E.L.)  
 Período: JULIO DE 1998 - DICIEMBRE DE 1998

INVERSIONES FINANCIERAS

| INVERSION              |          |        |                          | MOVIMIENTO SEGUN LIBROS |               |            |            |              |                      |
|------------------------|----------|--------|--------------------------|-------------------------|---------------|------------|------------|--------------|----------------------|
| MESES                  | TIPO     | NUMERO | DENOMINACION             | BANCO                   | SALDO INICIAL | DEPOSITOS  | RETIROS    | SALDO FINAL  | SALDO FINAL DE BANCO |
| <b>PLAZO FIJO N° 6</b> |          |        |                          |                         |               |            |            |              |                      |
| 01-jul-98              | Pzo.Fijo |        | Saldo Inicial            |                         | 2,470,469.38  |            |            | 2,470,469.38 |                      |
| 29-jul-98              | Pzo.Fijo |        | Intereses                |                         | 2,470,469.38  | 15,228.91  |            | 2,485,698.29 |                      |
| 07-sep-98              | Pzo.Fijo |        | Intereses                |                         | 2,485,698.29  | 20,430.40  |            | 2,506,128.69 |                      |
| 07-sep-98              | Pzo.Fijo |        | Tranf. de Caja de Ahorro |                         | 2,506,128.69  | 414,000.00 |            | 2,920,128.69 |                      |
| 13-oct-98              | Pzo.Fijo |        | Intereses                |                         | 2,920,128.69  | 27,361.20  |            | 2,947,489.89 |                      |
| 16-nov-98              | Pzo.Fijo |        | Intereses                |                         | 2,947,489.89  | 35,692.89  |            | 2,983,182.78 |                      |
| 21-dic-98              | Pzo.Fijo |        | Tranf. a Caja de Ahorro  |                         | 2,983,182.78  |            | 900,000.00 | 2,083,182.78 |                      |
| 21-dic-98              | Pzo.Fijo |        | Intereses                |                         | 2,083,182.78  | 27,461.63  |            | 2,110,644.41 |                      |
| 31-dic-98              | Pzo.Fijo |        | Saldo de Cierre          |                         | 2,110,644.41  |            |            | 2,110,644.41 | 2,110,644.41         |
| <b>PLAZO FIJO N° 7</b> |          |        |                          |                         |               |            |            |              |                      |
| 01-jul-98              | Pzo.Fijo |        | Saldo Inicial            |                         | 1,006,369.86  |            |            | 1,006,369.86 |                      |
| 27-jul-98              | Pzo.Fijo |        | Intereses                |                         | 1,006,369.86  | 13,034.55  |            | 1,019,404.41 |                      |
| 31-ago-98              | Pzo.Fijo |        | Intereses                |                         | 1,019,404.41  | 7,331.33   |            | 1,026,735.74 |                      |
| 01-oct-98              | Pzo.Fijo |        | Intereses                |                         | 1,026,735.74  | 8,284.22   |            | 1,035,019.96 |                      |
| 02-nov-98              | Pzo.Fijo |        | Intereses                |                         | 1,035,019.96  | 11,796.39  |            | 1,046,816.35 |                      |
| 02-dic-98              | Pzo.Fijo |        | Intereses                |                         | 1,046,816.35  | 8,259.81   |            | 1,055,076.16 |                      |
| 31-dic-98              | Pzo.Fijo |        | Saldo de Cierre          |                         | 1,055,076.16  |            |            | 1,055,076.16 | 1,055,076.16         |

ANEXO II



*[Handwritten signature]*

PROY-501


12237

ORGANISMO o EMPRESA: CAJA NACIONAL DE AHORRO Y SEGURO (E.L.)

Periodo: JULIO DE 1998 - DICIEMBRE DE 1998

**INVERSIONES FINANCIERAS**

| INVERSION               |          |        |                          |       |               | MOVIMIENTO SEGUN LIBROS |            |             |                      |  |  |
|-------------------------|----------|--------|--------------------------|-------|---------------|-------------------------|------------|-------------|----------------------|--|--|
| MESES                   | TIPO     | NUMERO | DENOMINACION             | BANCO | SALDO INICIAL | DEPOSITOS               | RETIROS    | SALDO FINAL | SALDO FINAL DE BANCO |  |  |
| <b>PLAZO FIJO N° 10</b> |          |        |                          |       |               |                         |            |             |                      |  |  |
| 01-jul-98               | Pzo.Fijo |        | Saldo Inicial            |       | 0.00          |                         |            | 0.00        |                      |  |  |
| 06-jul-98               | Pzo.Fijo |        | Tranf. de Pzo. Fijo n° 2 |       | 0.00          | 104,552.27              |            | 104,552.27  |                      |  |  |
| 06-jul-98               | Pzo.Fijo |        | Intereses                |       | 104,552.27    | 1,354.17                |            | 105,906.44  |                      |  |  |
| 24-ago-98               | Pzo.Fijo |        | Intereses                |       | 105,906.44    | 1,066.32                |            | 106,972.76  |                      |  |  |
| 24-ago-98               | Pzo.Fijo |        | Tranf. a Caja de Ahorro  |       | 106,972.76    |                         | 106,972.76 | 0.00        |                      |  |  |
| 31-dic-98               | Pzo.Fijo |        | Saldo de Cierre          |       | 0.00          |                         |            | 0.00        |                      |  |  |
| <b>PLAZO FIJO N° 11</b> |          |        |                          |       |               |                         |            |             |                      |  |  |
| 01-jul-98               | Pzo.Fijo |        | Saldo Inicial            |       | 0.00          |                         |            | 0.00        |                      |  |  |
| 10-ago-98               | Pzo.Fijo |        | Tranf. de Pzo. Fijo n° 2 |       | 0.00          | 105,906.44              |            | 105,906.44  |                      |  |  |
| 10-ago-98               | Pzo.Fijo |        | Intereses                |       | 105,906.44    | 761.66                  |            | 106,668.10  |                      |  |  |
| 14-sep-98               | Pzo.Fijo |        | Intereses                |       | 106,668.10    | 767.13                  |            | 107,435.23  |                      |  |  |
| 19-oct-98               | Pzo.Fijo |        | Intereses                |       | 107,435.23    | 1,287.75                |            | 108,722.98  |                      |  |  |
| 23-nov-98               | Pzo.Fijo |        | Intereses                |       | 108,722.98    | 1,146.80                |            | 109,869.78  |                      |  |  |
| 28-dic-98               | Pzo.Fijo |        | Intereses                |       | 109,869.78    | 1,011.40                |            | 110,881.18  |                      |  |  |
| 31-dic-98               | Pzo.Fijo |        | Saldo de Cierre          |       | 110,881.18    |                         |            | 110,881.18  |                      |  |  |



PROY-S01

12237

ORGANISMO o EMPRESA: CAJA NACIONAL DE AHORRO Y SEGURO (E.L.)


Periodo: JULIO DE 1998 - DICIEMBRE DE 1998

**INVERSIONES FINANCIERAS**

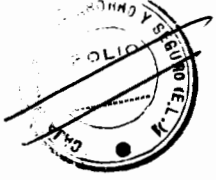
| INVERSION                            |          |        |                          | MOVIMIENTO SEGUN LIBROS |                     |                     |                     |                     |                      |
|--------------------------------------|----------|--------|--------------------------|-------------------------|---------------------|---------------------|---------------------|---------------------|----------------------|
| MESES                                | TIPO     | NUMERO | DENOMINACION             | BANCO                   | SALDO INICIAL       | DEPOSITOS           | RETIROS             | SALDO FINAL         | SALDO FINAL DE BANCO |
| <b>PLAZO FIJO Nº 12</b>              |          |        |                          |                         |                     |                     |                     |                     |                      |
| 01-jul-98                            | Pzo.Fijo |        | Saldo Inicial            |                         | 0.00                |                     |                     | 0.00                |                      |
| 10-ago-98                            | Pzo.Fijo |        | Tranf. de Pzo. Fijo nº 2 |                         | 0.00                | 105,906.44          |                     | 105,906.44          |                      |
| 10-ago-98                            | Pzo.Fijo |        | Intereses                |                         | 105,906.44          | 761.66              |                     | 106,668.10          |                      |
| 14-sep-98                            | Pzo.Fijo |        | Intereses                |                         | 106,668.10          | 767.13              |                     | 107,435.23          |                      |
| 19-oct-98                            | Pzo.Fijo |        | Intereses                |                         | 107,435.23          | 1,287.75            |                     | 108,722.98          |                      |
| 24-nov-98                            | Pzo.Fijo |        | Intereses                |                         | 108,722.98          | 1,146.80            |                     | 109,869.78          |                      |
| 24-nov-98                            | Pzo.Fijo |        | Tranf. a Caja de Ahorro  |                         | 109,869.78          |                     | 109,869.78          | 0.00                |                      |
| 31-dic-98                            | Pzo.Fijo |        | Saldo de Cierre          |                         | 0.00                |                     |                     | 0.00                |                      |
| <b>PLAZO FIJO Nº 13</b>              |          |        |                          |                         |                     |                     |                     |                     |                      |
| 01-jul-98                            | Pzo.Fijo |        | Saldo Inicial            |                         | 0.00                |                     |                     | 0.00                |                      |
| 11-dic-98                            | Pzo.Fijo |        | Tranf. de Caja de Ahorro |                         | 0.00                | 1,000,000.00        |                     | 1,000,000.00        |                      |
| 31-dic-98                            | Pzo.Fijo |        | Saldo de Cierre          |                         | 1,000,000.00        |                     |                     | 1,000,000.00        |                      |
| <b>TOTAL INVERSIONES FINANCIERAS</b> |          |        |                          |                         | <b>9,124,935.19</b> | <b>2,575,655.07</b> | <b>3,698,012.21</b> | <b>8,002,576.05</b> | <b>8,002,578.05</b>  |



Cont. MIGUEL A. LARREGINA



Cont. OSVALDO M. A. ACEVEDO  
Liquidador







PROY-5  
12237

ORGANISMO o EMPRESA: CAJA NACIONAL DE AHORRO Y SEGURO (E.L.)  
Periodo: JULIO DE 1998 - DICIEMBRE DE 1998

**CREDITOS**

| MESES     | CONCEPTO                            | CORRIENTES    |                   |             |                       | NO. CORRIENTES      |                      |                       |                       |
|-----------|-------------------------------------|---------------|-------------------|-------------|-----------------------|---------------------|----------------------|-----------------------|-----------------------|
|           |                                     | SALDO INICIAL | DEBITOS           | CREDITOS    | SALDO FINAL           | SALDO INICIAL       | DEBITOS              | CREDITOS              | SALDO FINAL           |
| DIC. 1998 | OTROS CREDITOS                      | 0.00          | 183,600.00        |             | 183,600.00            |                     |                      |                       |                       |
|           | INSTITUTO NAC. DE REASEGUROS        |               |                   |             |                       |                     |                      |                       | 0.00                  |
|           | PMOS.OTORG. A.L. PZO.- G. ADMINIST. |               |                   |             | 120,011,644.75        | 1,981,013.02        | 1,596,132.78         | 120,396,524.99        |                       |
|           | PMOS.OTORG. A.L. PZO. - G. JUDICIAL |               |                   |             | 22,048,525.29         |                     | 18,606.79            | 22,029,918.50         | 142,426,443.49        |
|           | <b>TOTAL CREDITOS</b>               | <b>0.00</b>   | <b>183,600.00</b> | <b>0.00</b> | <b>182,528,210.74</b> | <b>1,981,013.02</b> | <b>42,082,780.27</b> | <b>142,426,443.49</b> | <b>142,426,443.49</b> |

Cont. MIGUEL A. LARREGINA

Cont. OSVALDO M. A. ACEVEDO  
Liquidador



12237  
PROY-50

ORGANISMO EMPRESARIAL CAJA NACIONAL DE AHORRO Y SEGURO (E.L.)

Periodo: JULIO DE 1998 - DICIEMBRE DE 1998

OTROS ACTIVOS

| MESES               | CONCEPTO                     | MOVIMIENTOS SEGUN LIBROS |         |          |             |               |         | NO CORRIENTES |            |           | SALDO FINAL DEL RUBRO |            |
|---------------------|------------------------------|--------------------------|---------|----------|-------------|---------------|---------|---------------|------------|-----------|-----------------------|------------|
|                     |                              | SALDO INICIAL            | DEBITOS | CREDITOS | SALDO FINAL | SALDO INICIAL | DEBITOS | CREDITOS      | POR CUENTA |           |                       |            |
| JUL. 1998           | SINIESTROS RECUP. A REALIZAR |                          |         |          |             | 555,239.00    |         |               |            |           |                       | 555,239.00 |
| AGO. 1998           | SINIESTROS RECUP. A REALIZAR |                          |         |          |             | 555,239.00    |         |               |            |           |                       | 555,239.00 |
| SET. 1998           | SINIESTROS RECUP. A REALIZAR |                          |         |          |             | 555,239.00    |         |               |            |           |                       | 555,239.00 |
| OCT. 1998           | SINIESTROS RECUP. A REALIZAR |                          |         |          |             | 555,239.00    |         |               |            | 1.00      |                       | 555,238.00 |
| NOV. 1998           | SINIESTROS RECUP. A REALIZAR |                          |         |          |             | 555,238.00    |         |               |            | 8,600.00  |                       | 546,638.00 |
| DIC. 1998           | SINIESTROS RECUP. A REALIZAR |                          |         |          |             | 546,638.00    |         |               |            | 45,376.00 |                       | 501,262.00 |
| TOTAL OTROS ACTIVOS |                              |                          |         |          |             | 555,239.00    | 0.00    | 53,977.00     |            |           |                       | 501,262.00 |

*[Handwritten signature]*

Cont. MIGUEL A. LARREGINA

Cont. OSVALDO W. A. ACEVEDO  
Liquidador



PROY-SOI  
12237

ORGANISMO o EMPRESA: CAJA NACIONAL DE AHORRO Y SEGURO (E.L.)  
Período: JULIO DE 1998 - DICIEMBRE DE 1998

**BIENES DE USO**

| MESES     | CONCEPTO                   | SALDO INICIAL   | TOTAL ALTAS | BAJAS    |         |        |       | TOTAL BAJAS | SALDO FINAL |                 |
|-----------|----------------------------|-----------------|-------------|----------|---------|--------|-------|-------------|-------------|-----------------|
|           |                            |                 |             | CESIONES | TRANSF. | VENTAS | OTRAS |             | POR CUENTA  | DEL RUBRO       |
| JUL. 1998 | MAQUINARIA Y EQUIPO        | 2,267.00        | 0.00        |          |         |        |       | 0.00        |             | 2,267.00        |
| AGO. 1998 | MAQUINARIA Y EQUIPO        | 2,267.00        | 0.00        |          |         |        |       | 0.00        |             | 2,267.00        |
| SET. 1998 | MAQUINARIA Y EQUIPO        | 2,267.00        | 0.00        |          |         |        |       | 0.00        |             | 2,267.00        |
| OCT. 1998 | MAQUINARIA Y EQUIPO        | 2,267.00        | 0.00        |          |         |        |       | 0.00        |             | 2,267.00        |
| NOV. 1998 | MAQUINARIA Y EQUIPO        | 2,267.00        | 0.00        |          |         |        |       | 0.00        |             | 2,267.00        |
| DIC. 1998 | MAQUINARIA Y EQUIPO        | 2,267.00        | 0.00        |          |         |        |       | 0.00        |             | 2,267.00        |
|           | <b>TOTAL BIENES DE USO</b> | <b>2,267.00</b> | <b>0.00</b> |          |         |        |       | <b>0.00</b> |             | <b>2,267.00</b> |

*[Handwritten Signature]*  
Cont. OSVALDO M. A. ACEVEDO  
Liquidador



*[Handwritten Signature]*  
Cont. MIGUEL A. LAMAGINA



PROY-S

12237

ORGANISMO o EMPRESA CAJA NACIONAL DE AHORRO Y SEGURO (E.L.)

Periodo: JULIO DE 1998 - DICIEMBRE DE 1998


**DEUDAS BANCARIAS**

| MESES     | CONCEPTO                      | MOVIMIENTOS SEGUN LIBROS |         |          |               |                       |         | SALDO FINAL          |           |                       |
|-----------|-------------------------------|--------------------------|---------|----------|---------------|-----------------------|---------|----------------------|-----------|-----------------------|
|           |                               | CORRIENTES               |         |          | NO CORRIENTES |                       |         | POR CUENTA           | DEL RUBRO |                       |
|           |                               | SALDO INICIAL            | DEBITOS | CREDITOS | SALDO FINAL   | SALDO INICIAL         | DEBITOS | CREDITOS             |           |                       |
| JUL. 1998 | PRESTAMO BANCO NACION ARG.    |                          |         |          |               | 206,727,991.96        |         | 1,862,801.02         |           | 208,590,792.98        |
| AGO. 1998 | PRESTAMO BANCO NACION ARG.    |                          |         |          |               | 208,590,792.98        |         | 1,862,801.02         |           | 210,453,594.00        |
| SET. 1998 | PRESTAMO BANCO NACION ARG.    |                          |         |          |               | 210,453,594.00        |         | 1,802,710.67         |           | 212,256,304.67        |
| OCT. 1998 | PRESTAMO BANCO NACION ARG.    |                          |         |          |               | 212,256,304.67        |         | 1,862,801.02         |           | 214,119,105.69        |
| NOV. 1998 | PRESTAMO BANCO NACION ARG.    |                          |         |          |               | 214,119,105.69        |         | 1,802,710.67         |           | 215,921,816.36        |
| DIC. 1998 | PRESTAMO BANCO NACION ARG.    |                          |         |          |               | 215,921,816.36        |         | 1,862,801.02         |           | 217,784,617.38        |
|           | <b>TOTAL DEUDAS BANCARIAS</b> |                          |         |          |               | <b>206,727,991.96</b> |         | <b>11,056,625.42</b> |           | <b>217,784,617.38</b> |



Cont. MIGUEL A. LATORRA

Cont. OSVALDO M. A. ACEVEDO  
Liquidador



12237  
PROY-SOI

ORGANISMO o EMPRESA: CAJA NACIONAL DE AHORRO Y SEGURO (E.L.)

Periodo: JULIO DE 1998 - DICIEMBRE DE 1998

**DEUDAS NO BANCARIAS**

| MESES     | CONCEPTO                      | MOVIMIENTOS SEGUN LIBROS CORRIENTES |           |           |            |           | SALDO FINAL |  |
|-----------|-------------------------------|-------------------------------------|-----------|-----------|------------|-----------|-------------|--|
|           |                               | SALDO INICIAL                       | DEBITOS   | CREDITOS  | POR CUENTA | DEL RUBRO |             |  |
| JUL. 1998 | GTOS. EN PERSONAL A PAGAR     | 15,041.29                           | 15,041.29 | 13,813.03 | 13,813.03  | 13,813.03 |             |  |
|           | RETENCIONES A PAGAR           | 6,615.78                            | 6,615.78  | 6,431.46  | 6,431.46   | 6,431.46  |             |  |
|           | PREST. DE LA SEG.SOC. A PAGAR | 3,995.34                            | 3,995.34  | 3,666.73  | 3,666.73   | 3,666.73  |             |  |
|           | PROVEEDORES                   | 0.00                                | 0.00      |           | 0.00       | 0.00      | 23,911.22   |  |
| AGO. 1998 | GTOS. EN PERSONAL A PAGAR     | 13,813.03                           | 13,813.03 | 13,659.88 | 13,659.88  | 13,659.88 |             |  |
|           | RETENCIONES A PAGAR           | 6,431.46                            | 6,431.46  | 6,449.63  | 6,449.63   | 6,449.63  |             |  |
|           | PREST. DE LA SEG.SOC. A PAGAR | 3,666.73                            | 3,666.73  | 3,664.87  | 3,664.87   | 3,664.87  |             |  |
|           | PROVEEDORES                   | 0.00                                | 0.00      |           | 0.00       | 0.00      | 23,774.38   |  |
| SET. 1998 | GTOS. EN PERSONAL A PAGAR     | 13,659.88                           | 13,659.88 | 13,673.07 | 13,673.07  | 13,673.07 |             |  |
|           | RETENCIONES A PAGAR           | 6,449.63                            | 6,449.63  | 6,497.37  | 6,497.37   | 6,497.37  |             |  |
|           | PREST. DE LA SEG.SOC. A PAGAR | 3,664.87                            | 3,664.87  | 3,688.79  | 3,688.79   | 3,688.79  |             |  |
|           | PROVEEDORES                   | 0.00                                | 0.00      |           | 0.00       | 0.00      | 23,859.23   |  |
| OCT. 1998 | GTOS. EN PERSONAL A PAGAR     | 13,673.07                           | 13,673.07 | 13,575.50 | 13,575.50  | 13,575.50 |             |  |
|           | RETENCIONES A PAGAR           | 6,497.37                            | 6,497.37  | 6,417.85  | 6,417.85   | 6,417.85  |             |  |
|           | PREST. DE LA SEG.SOC. A PAGAR | 3,688.79                            | 3,688.79  | 3,711.46  | 3,711.46   | 3,711.46  |             |  |
|           | PROVEEDORES                   | 0.00                                | 0.00      |           | 0.00       | 0.00      | 23,704.81   |  |



ANEXO II

102

PROY-S01

12237

ORGANISMO o EMPRESA: CAJA NACIONAL DE AHORRO Y SEGURO (E.L.)

Periodo: JULIO DE 1998 - DICIEMBRE DE 1998

**DEUDAS NO BANCARIAS**

| MESES                     | CONCEPTO                      | MOVIMIENTOS SEGUN LIBROS |            |            |            | SALDO FINAL |  |
|---------------------------|-------------------------------|--------------------------|------------|------------|------------|-------------|--|
|                           |                               | SALDO INICIAL            | DEBITOS    | CREDITOS   | POR CUENTA | DEL RUBRO   |  |
| NOV. 1998                 | GTOS. EN PERSONAL A PAGAR     | 13,575.50                | 13,575.50  | 13,560.11  | 13,560.11  |             |  |
|                           | RETENCIONES A PAGAR           | 6,417.85                 | 6,417.85   | 5,968.24   | 5,968.24   |             |  |
|                           | PREST. DE LA SEG.SOC. A PAGAR | 3,711.46                 | 3,711.46   | 3,732.76   | 3,732.76   |             |  |
|                           | PROVEEDORES                   | 0.00                     |            |            | 0.00       | 23,261.11   |  |
| DIC. 1998                 | GTOS. EN PERSONAL A PAGAR     | 13,560.11                | 13,560.11  | 14,712.44  | 14,712.44  |             |  |
|                           | RETENCIONES A PAGAR           | 5,968.24                 | 5,968.24   | 7,209.20   | 7,209.20   |             |  |
|                           | PREST. DE LA SEG.SOC. A PAGAR | 3,732.76                 | 3,732.76   | 4,110.51   | 4,110.51   |             |  |
|                           | PROVEEDORES                   | 0.00                     |            | 390.14     | 390.14     | 26,422.29   |  |
| TOTAL DEUDAS NO BANCARIAS |                               | 25,652.41                | 144,163.16 | 144,933.04 | 26,422.29  | 26,422.29   |  |

Cónul. MIGUEL A. LANZUELA

Cont. OSVALDO M. A. ACEVEDO  
Liquidador

ANEXO II



12237

12237  
PROY-SOI

ORGANISMO o EMPRESA: CAJA NACIONAL DE AHORRO Y SEGURO (E.L.)

Período: JULIO DE 1998 - DICIEMBRE DE 1998


DEUDAS NO BANCARIAS

| MESES     | CONCEPTO                     | MOVIMIENTOS SEGUN LIBROS |               |          |            |               | SALDO FINAL |  |
|-----------|------------------------------|--------------------------|---------------|----------|------------|---------------|-------------|--|
|           |                              | SALDO INICIAL            | DEBITOS       | CREDITOS | POR CUENTA | DEL RUBRO     |             |  |
| JUL. 1998 | MERCADO PRIVADO DEL EXTERIOR | 51,985,422.13            |               |          |            | 51,985,422.13 |             |  |
| AGO. 1998 | MERCADO PRIVADO DEL EXTERIOR | 51,985,422.13            |               |          |            | 51,985,422.13 |             |  |
| SET. 1998 | MERCADO PRIVADO DEL EXTERIOR | 51,985,422.13            |               |          |            | 51,985,422.13 |             |  |
| OCT. 1998 | MERCADO PRIVADO DEL EXTERIOR | 51,985,422.13            |               |          |            | 51,985,422.13 |             |  |
| NOV. 1998 | MERCADO PRIVADO DEL EXTERIOR | 51,985,422.13            | 51,985,422.13 |          |            | 0.00          |             |  |
| DIC. 1998 | MERCADO PRIVADO DEL EXTERIOR | 0.00                     |               |          |            | 0.00          |             |  |
|           | TOTAL DEUDAS NO BANCARIAS    | 51,985,422.13            | 51,985,422.13 | 0.00     |            | 0.00          |             |  |

Cont. MIGUEL A. LARAECHEA

Cont. OSVALDO M. A. ABEVEDO  
Liquidador

ANEXO II



PROY-5  
1223

ORGANISMO o EMPRESA: CAJA NACIONAL DE AHORRO Y SEGURO (E.L.)

Periodo: JULIO DE 1998 - DICIEMBRE DE 1998

CONTINGENCIAS Y PREVISIONES

| MESES    | CONCEPTO                             | CORRIENTES    |         |          |             | NO CORRIENTES  |               |               |            | SALDO FINAL DEL RUBRO |  |  |  |                |
|----------|--------------------------------------|---------------|---------|----------|-------------|----------------|---------------|---------------|------------|-----------------------|--|--|--|----------------|
|          |                                      | SALDO INICIAL | DEBITOS | CREDITOS | SALDO FINAL | SALDO INICIAL  | DEBITOS       | CREDITOS      | POR CUENTA | SALDO FINAL           |  |  |  |                |
| JUL.1998 | SINIESTROS ADMINISTRATIVOS           |               |         |          |             | 0.00           |               |               |            | 0.00                  |  |  |  |                |
|          | PREV. A L. PZO. SIN. PEND. EN JUICIO |               |         |          |             | 434,415,363.34 | 5,904,062.15  | 1,766,545.52  |            | 430,277,846.71        |  |  |  |                |
|          | OTRAS PREVISIONES                    |               |         |          |             | 1,361,089.00   |               |               |            | 1,361,089.00          |  |  |  | 431,638,935.71 |
| AGO.1998 | SINIESTROS ADMINISTRATIVOS           |               |         |          |             | 0.00           |               |               |            | 0.00                  |  |  |  |                |
|          | PREV. A L. PZO. SIN. PEND. EN JUICIO |               |         |          |             | 430,277,846.71 | 8,620,325.10  | 4,740,374.20  |            | 426,397,895.81        |  |  |  |                |
|          | OTRAS PREVISIONES                    |               |         |          |             | 1,361,089.00   |               |               |            | 1,361,089.00          |  |  |  | 427,758,984.81 |
| SET.1998 | SINIESTROS ADMINISTRATIVOS           |               |         |          |             | 0.00           |               |               |            | 0.00                  |  |  |  |                |
|          | PREV. A L. PZO. SIN. PEND. EN JUICIO |               |         |          |             | 426,397,895.81 | 5,647,903.86  | 441,668.90    |            | 421,191,660.85        |  |  |  |                |
|          | OTRAS PREVISIONES                    |               |         |          |             | 1,361,089.00   |               |               |            | 1,361,089.00          |  |  |  | 422,552,749.85 |
| OCT.1998 | SINIESTROS ADMINISTRATIVOS           |               |         |          |             | 0.00           |               |               |            | 0.00                  |  |  |  |                |
|          | PREV. A L. PZO. SIN. PEND. EN JUICIO |               |         |          |             | 421,191,660.85 | 6,711,037.57  | 2,701,451.52  |            | 417,182,074.80        |  |  |  |                |
|          | OTRAS PREVISIONES                    |               |         |          |             | 1,361,089.00   |               |               |            | 1,361,089.00          |  |  |  | 418,543,163.80 |
| NOV.1998 | SINIESTROS ADMINISTRATIVOS           |               |         |          |             | 0.00           |               |               |            | 2,000.00              |  |  |  |                |
|          | PREV. A L. PZO. SIN. PEND. EN JUICIO |               |         |          |             | 417,182,074.80 | 4,194,301.11  | 78,120,127.98 |            | 491,107,901.67        |  |  |  |                |
|          | OTRAS PREVISIONES                    |               |         |          |             | 1,361,089.00   |               |               |            | 1,361,089.00          |  |  |  | 492,470,990.67 |
| DIC.1998 | SINIESTROS ADMINISTRATIVOS           |               |         |          |             | 2,000.00       |               |               |            | 2,000.00              |  |  |  |                |
|          | PREV. A L. PZO. SIN. PEND. EN JUICIO |               |         |          |             | 491,107,901.67 | 6,779,509.17  | 1,503,433.33  |            | 485,831,825.83        |  |  |  |                |
|          | OTRAS PREVISIONES                    |               |         |          |             | 1,361,089.00   |               |               |            | 1,361,089.00          |  |  |  | 487,194,914.83 |
|          | TOTAL CONTINGENCIAS Y PREVISIONES    |               |         |          |             | 435,776,452.34 | 37,857,138.96 | 89,275,601.45 |            | 487,194,914.83        |  |  |  | 487,194,914.83 |

Cont. MIGUEL A. LARREGINA

Cont. OSVALDO M. A. ACEVEDO  
Liquidador



ANEXO II



PROY-SOI  
12237

ORGANISMO o EMPRESA: CAJA NACIONAL DE AHORRO Y SEGURO (E.L.)

Periodo: JULIO DE 1998 - DICIEMBRE DE 1998

VARIACION DEUDA POR CONSOLIDACION

| MESES     | CONCEPTO                     | MOVIMIENTOS SEGUN LIBROS |              |              |               |               | SALDO FINAL   |  |
|-----------|------------------------------|--------------------------|--------------|--------------|---------------|---------------|---------------|--|
|           |                              | SALDO INICIAL            | DEBITOS      | CREDITOS     | NO CORRIENTES | POR CUENTA    | DEL RUBRO     |  |
| JUL. 1998 | DS. CONSOL. EN EL ORGANISMO  | 34,746,386.70            | 1,924,928.24 | 3,125,219.14 |               | 35,946,677.60 |               |  |
|           | DS. CONSOL. EN SEC. HACIENDA | 17,888,845.50            | 0.00         | 2,962,349.66 |               | 20,851,195.16 | 56,797,872.76 |  |
| AGO. 1998 | DS. CONSOL. EN EL ORGANISMO  | 35,946,677.60            | 4,314,416.02 | 3,443,512.93 |               | 35,075,774.51 |               |  |
|           | DS. CONSOL. EN SEC. HACIENDA | 20,851,195.16            | 0.00         | 4,747,271.08 |               | 25,598,466.24 | 60,674,240.75 |  |




ANEXO II



|          |
|----------|
| PROY-SOI |
| 12237    |

ORGANISMO o EMPRESA: CAJA NACIONAL DE AHORRO Y SEGURO (E.L.)

Periodo: JULIO DE 1998 - DICIEMBRE DE 1998



ANEXO II



VARIACION DEUDA POR CONSOLIDACION

| MESES    | CONCEPTO                     | MOVIMIENTOS SEGUN LIBROS |              |              |               |               | SALDO FINAL |  |
|----------|------------------------------|--------------------------|--------------|--------------|---------------|---------------|-------------|--|
|          |                              | SALDO INICIAL            | DEBITOS      | CREDITOS     | POR CUENTA    | DEL RUBRO     |             |  |
| SET.1998 | DS. CONSOL. EN EL ORGANISMO  | 35,075,774.51            | 6,498,542.97 | 4,944,471.12 | 33,521,702.66 |               |             |  |
|          | DS. CONSOL. EN SEC. HACIENDA | 25,598,466.24            | 0.00         | 6,678,325.22 | 32,276,791.46 | 65,798,494.12 |             |  |
| OCT.1998 | DS. CONSOL. EN EL ORGANISMO  | 33,521,702.66            | 2,743,706.25 | 3,539,450.51 | 34,317,446.92 |               |             |  |
|          | DS. CONSOL. EN SEC. HACIENDA | 32,276,791.46            | 0.00         | 2,936,752.15 | 35,213,543.61 | 69,530,990.53 |             |  |

*[Handwritten signature]*

*[Handwritten signature]*

12237  
PROY-501

ORGANISMO o EMPRESA: CAJA NACIONAL DE AHORRO Y SEGURO (E.L.)

Periodo: JULIO DE 1998 - DICIEMBRE DE 1998

**VARIACION DEUDA POR CONSOLIDACION**

| MESES  | CONCEPTO                     | MOVIMIENTOS SEGUN LIBROS<br>NO CORRIENTES |                      |                      |                      |                      | SALDO FINAL |  |
|--|------------------------------|---|----------------------|----------------------|----------------------|----------------------|-------------|--|
|  |                              | SALDO INICIAL                             | DEBITOS              | CREDITOS             | POR CUENTA           | DEL RUBRO            |             |  |
| NOV. 1998                                    | DS. CONSOL. EN EL ORGANISMO  | 34,317,446.92                             | 6,251,138.80         | 3,580,466.53         | 31,646,774.65        |                      |             |  |
|  | DS. CONSOL. EN SEC. HACIENDA | 35,213,543.61                             | 0.00                 | 6,700,450.37         | 41,913,993.98        | 73,560,768.63        |             |  |
| DIC. 1998                                    | DS. CONSOL. EN EL ORGANISMO  | 31,646,774.65                             | 2,669,961.52         | 3,073,937.67         | 32,050,750.80        |                      |             |  |
|  | DS. CONSOL. EN SEC. HACIENDA | 41,913,993.98                             | 0.00                 | 3,604,815.86         | 45,518,809.84        | 77,569,560.64        |             |  |
| <b>TOTAL VARIACION DS. POR CONSOLIDACION</b> |                              | <b>52,635,232.20</b>                      | <b>24,402,693.80</b> | <b>49,337,022.24</b> | <b>77,569,560.64</b> | <b>77,569,560.64</b> |             |  |



ANEXO II



*[Signature]*  
Cont. OSVALDO M. ACEVEDO  
Liquidador

*[Signature]*  
Cont. MIGUEL A. LARREGINA



|          |
|----------|
| PROY-SOI |
| 12237    |

## RENDICION DE CUENTAS

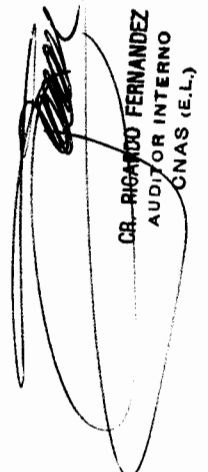
EMPRESA: CAJA NACIONAL DE AHORRO Y SEGURO (E.L.)


Periodo: ENERO DE 1999 - JUNIO DE 1999

### ANEXO I - ESTADO DE SITUACION PATRIMONIAL

| ACTIVO                  | Perfodo               | Cierre Ejercicio      |  | Variación           |
|-------------------------|-----------------------|-----------------------|--|---------------------|
|                         | Actual                | Anterior              |  |                     |
| <b>DISPONIBILIDADES</b> | <b>1,386,211.72</b>   | <b>453,725.88</b>     |  | <b>932,485.84</b>   |
| CAJA                    | 13,662.35             | 288,438.94            |  | -274,776.59         |
| BANCOS                  | 1,372,549.37          | 165,286.94            |  | 1,207,262.43        |
| <b>INVERSIONES</b>      | <b>13,555,475.33</b>  | <b>8,002,578.05</b>   |  | <b>5,552,897.28</b> |
| <b>CREDITOS</b>         | <b>141,780,143.83</b> | <b>142,610,043.49</b> |  | <b>-829,899.66</b>  |
| CORRIENTES              | 2,192.00              | 183,600.00            |  | -181,408.00         |
| NO CORRIENTES           | 141,777,951.83        | 142,426,443.49        |  | -648,491.66         |
| <b>BIENES DE CAMBIO</b> | <b>0.00</b>           | <b>0.00</b>           |  | <b>0.00</b>         |
| <b>BIENES DE USO</b>    | <b>2,267.00</b>       | <b>2,267.00</b>       |  | <b>0.00</b>         |
| <b>OTROS ACTIVOS</b>    | <b>67,882.58</b>      | <b>501,262.00</b>     |  | <b>-433,379.42</b>  |
| CORRIENTES              | 5,753.58              | 0.00                  |  | 5,753.58            |
| NO CORRIENTES           | 62,129.00             | 501,262.00            |  | -439,133.00         |
| <b>TOTAL ACTIVO</b>     | <b>156,791,980.46</b> | <b>151,569,876.42</b> |  | <b>5,222,104.04</b> |

  
 Cont. MIGUEL A. LAMARÉGINA

  
 CR. RICARDO FERNANDEZ  
 AUDITOR INTERNO  
 CNAS (E.L.)

  
 Cont. OSVALDO M. A. ABEVEDO  
 Liquidador



12237  
PROY-S01

RENDICION DE CUENTAS

EMPRESA: CAJA NACIONAL DE AHORRO Y SEGURO (E.L.)

Período: ENERO DE 1999 - JUNIO DE 1999

ANEXO I - ESTADO DE SITUACION PATRIMONIAL

| PASIVO                      | Período               |  | Cierre Ejercicio<br>Anterior | Variación              |
|-----------------------------|-----------------------|--|------------------------------|------------------------|
|                             | Actual                |  |                              |                        |
| DEUDAS BANCARIAS            | 217,724,527.05        |  | 217,784,617.38               | -60,090.33             |
| CORRIENTES                  | 0.00                  |  | 0.00                         | 0.00                   |
| NO CORRIENTES               | 217,724,527.05        |  | 217,784,617.38               | -60,090.33             |
| DEUDAS NO BANCARIAS         | 8,495,983.09          |  | 26,422.29                    | 8,469,560.80           |
| CORRIENTES                  | 19,848.08             |  | 26,422.29                    | -6,574.21              |
| NO CORRIENTES               | 8,476,135.01          |  | 0.00                         | 8,476,135.01           |
| DEUDAS POR CONSOLIDACION    | 90,805,692.02         |  | 77,569,560.64                | 13,236,131.38          |
| PREVISIONES Y CONTINGENCIAS | 291,120,145.09        |  | 487,194,914.83               | -196,074,769.74        |
| CORRIENTES                  | 0.00                  |  | 0.00                         | 0.00                   |
| NO CORRIENTES               | 291,120,145.09        |  | 487,194,914.83               | -196,074,769.74        |
| <b>TOTAL PASIVO</b>         | <b>608,146,347.25</b> |  | <b>782,575,515.14</b>        | <b>-174,429,167.89</b> |

|                        |                        |                        |                       |
|------------------------|------------------------|------------------------|-----------------------|
| <b>PATRIMONIO NETO</b> | <b>-451,354,366.79</b> | <b>-631,005,638.72</b> | <b>179,651,271.93</b> |
|------------------------|------------------------|------------------------|-----------------------|

|   |                       |                       |                     |
|---|-----------------------|-----------------------|---------------------|
| <b>TOTAL PASIVO MAS PATRIMONIO NETO</b> | <b>156,791,980.46</b> | <b>151,569,876.42</b> | <b>5,222,104.04</b> |
|---|-----------------------|-----------------------|---------------------|

Cont. Milena A. Urnandina

CR. RICARDO FERNANDEZ  
AUDITOR INTERNO  
CNAS (E.L.)

Cont. OSVALDO M. A. ACUNDO  
Liquidador





## RENDICION DE CUENTAS

EMPRESA: CAJA NACIONAL DE AHORRO Y SEGURO PERIODO: ENERO DE 1999 - JUNIO DE 1999

## ANEXO II - ESTADO DE EVOLUCION DEL PATRIMONIO NETO

|                                  |  |                        |
|----------------------------------|--|------------------------|
| <b>PATRIMONIO NETO AL INICIO</b> |  | <b>-631,005,638.72</b> |
|----------------------------------|--|------------------------|

## Variaciones del Patrimonio

|   |              |
|---|--------------|
| Aumento (Disminución) de Disponibilidades | 932,485.84   |
| Aumento (Disminución) de Inversiones      | 5,552,897.28 |
| Aumento (Disminución) de Créditos         | -829,899.66  |
| Aumento (Disminución) de Bienes de Cambio | 0.00         |
| Aumento (Disminución) de Bienes de Uso    | 0.00         |
| Aumento (Disminución) de Otros Activos    | -433,379.42  |

## Menos:


|  |                 |
|--|-----------------|
| Aumento (Disminución) de Deudas Bancarias            | -60,090.33      |
| Aumento (Disminución) de Deudas No Bancarias         | 8,469,560.80    |
| Aumento (Disminución) de Deuda Consolidada           | 13,236,131.38   |
| Aumento (Disminución) de Provisiones / Contingencias | -196,074,769.74 |


|                                  |  |                        |
|----------------------------------|--|------------------------|
| <b>PATRIMONIO NETO AL CIERRE</b> |  | <b>-451,354,366.79</b> |
|----------------------------------|--|------------------------|

PROY-301

12237


  
Cont. Miguel A. LARIEGA


  
CR. RICARDO FERNANDEZ  
AUDITOR INTERNO  
CNAS (E.L.)


  
Cont. OSVALDO A. ACEVEDO  
Liquidador



## RENDICION DE CUENTAS

EMPRESA: CAJA NACIONAL DE AHORRO Y SEGURO (e.l.)

PERIODO: ENERO DE 1999 - JUNIO DE 1999



## ANEXO III - ESTADO DE INGRESOS Y EGRESOS

| DISPONIBILIDADES - SALDOS INICIALES |              | 8,456,303.93 |
|-------------------------------------|--------------|--------------|
| Caja                                | 288,438.94   |              |
| Bancos                              | 165,286.94   |              |
| Inversiones Financieras             | 8,002,578.05 |              |

| INGRESOS  |              | 9,972,506.12 |
|---|--------------|--------------|
| Ingresos de Operación                                   | 0.00         |              |
| Rentas de la Propiedad                                  | 0.00         |              |
| Ingresos por Venta de Activos de Capital                | 0.00         |              |
| Transferencias de la Administración Central (Sec. Hac.) | 7,722,000.00 |              |
| Otras Transferencias Recibidas                          | 0.00         |              |
| Otros Ingresos  | 2,250,506.12 |              |


| EGRESOS  |              | 3,487,123.00 |
|--|--------------|--------------|
| Remuneraciones   | 118,294.32   |              |
| Bienes de Consumo                                      | 40,224.93    |              |
| Servicios no Personales                                | 2,197,701.42 |              |
| Impuestos Directos                                     | 0.00         |              |
| Impuestos Indirectos                                   | 17,496.81    |              |
| Rentas de la Propiedad                                 | 0.00         |              |
| Egresos por Compra de Activos de Capital               | 0.00         |              |
| Transferencias a la Administración Central (Sec. Hac.) | 0.00         |              |
| Otras Transferencias Otorgadas                         | 0.00         |              |
| Otros Egresos  | 1,113,405.52 |              |


| DISPONIBILIDADES - SALDOS FINALES |               | 14,941,687.05 |
|-----------------------------------|---------------|---------------|
| Caja                              | 13,662.35     |               |
| Bancos                            | 1,372,549.37  |               |
| Inversiones Financieras           | 13,555,475.33 |               |

PROY-S01

12237


 Prof. INGUEL A. LARREGINA


 CR. RICARDO FERNANDEZ  
 AUDITOR INTERNO  
 CNAS (E.L.)


 Cont. OSVALDO M. A. ACEVEDO  
 Liquidador

1223  
PROY-6

**ORGANISMO o EMPRESA: Caja Nacional de Ahorro y Seguro (e.s.)**

Periodo: del 1/1/99 al 30/06/99

|        |        |        |        |        |        |
|--------|--------|--------|--------|--------|--------|
| ene-99 | feb-99 | mar-99 | abr-99 | may-99 | jun-99 |
|--------|--------|--------|--------|--------|--------|

**INGRESOS Y EGRESOS**

|  | ene-99              | feb-99              | mar-99               | abr-99               | may-99               | jun-99               |
|--|---------------------|---------------------|----------------------|----------------------|----------------------|----------------------|
| <b>SALDOS INICIALES</b>                    | <b>8,466,303.93</b> | <b>8,336,649.13</b> | <b>15,181,504.97</b> | <b>14,900,396.61</b> | <b>15,218,965.33</b> | <b>15,063,892.12</b> |
| Caja                                       | 288,438.94          | 44,372.12           | 36,127.31            | 23,966.64            | 31,046.07            | 30,836.41            |
| Bancos                                     | 165,286.94          | 341,510.56          | 3,856,648.42         | 507,525.26           | 718,340.81           | 1,561,985.17         |
| Inversiones Financieras                    | 8,002,578.05        | 7,949,866.45        | 11,288,729.24        | 14,368,904.71        | 14,469,578.45        | 13,461,070.54        |
| <b>INGRESOS</b>                            | <b>599,109.97</b>   | <b>7,260,443.32</b> | <b>442,220.50</b>    | <b>987,614.72</b>    | <b>328,878.98</b>    | <b>374,338.63</b>    |
| Ingresos por Cobranzas de Servicios        | 0.00                | 0.00                | 0.00                 | 0.00                 | 0.00                 | 0.00                 |
| Arrendamiento de Tierras y Terrenos        | 0.00                | 0.00                | 0.00                 | 0.00                 | 0.00                 | 0.00                 |
| Ingresos por Venta de Activos de Capital   | 0.00                | 0.00                | 0.00                 | 0.00                 | 0.00                 | 0.00                 |
| Transferencia de la Administración Central | 182,000.00          | 7,000,000.00        | 0.00                 | 400,000.00           | 140,000.00           | 0.00                 |
| Otras Transferencias Recibidas             | 0.00                | 0.00                | 0.00                 | 0.00                 | 0.00                 | 0.00                 |
| Otros Ingresos                             | 417,109.97          | 260,443.32          | 442,220.50           | 567,514.72           | 188,878.98           | 374,338.63           |

|  | ene-99            | feb-99            | mar-99            | abr-99            | may-99            | jun-99            |
|--|-------------------|-------------------|-------------------|-------------------|-------------------|-------------------|
| <b>EGRESOS</b>                               | <b>719,864.77</b> | <b>414,487.48</b> | <b>723,328.86</b> | <b>648,946.00</b> | <b>493,952.19</b> | <b>486,643.70</b> |
| Remuneraciones                               | 21,554.29         | 18,744.51         | 17,514.25         | 16,947.54         | 28,631.97         | 14,901.76         |
| Bienes de Consumo                            | 2,636.39          | 7,965.20          | 7,038.52          | 6,526.81          | 6,893.81          | 9,364.20          |
| Servicios no Personales                      | 341,180.83        | 342,224.43        | 383,104.21        | 357,861.30        | 424,724.64        | 348,606.01        |
| Impuestos Directos                           | 0.00              | 0.00              | 0.00              | 0.00              | 0.00              | 0.00              |
| Impuestos Indirectos                         | 4,565.46          | 3,057.67          | 3,266.38          | 2,423.75          | 2,543.48          | 1,640.07          |
| Rentas de la Propiedad                       | 0.00              | 0.00              | 0.00              | 0.00              | 0.00              | 0.00              |
| Egresos por Compra de Activos de Capital     | 0.00              | 0.00              | 0.00              | 0.00              | 0.00              | 0.00              |
| Transf. a la Administrac. Central (Sec.Hac.) | 0.00              | 0.00              | 0.00              | 0.00              | 0.00              | 0.00              |
| Otras Transferencias Otorgadas               | 0.00              | 0.00              | 0.00              | 0.00              | 0.00              | 0.00              |
| Otros Egresos                                | 349,927.80        | 42,495.67         | 312,405.50        | 265,186.60        | 31,358.29         | 112,031.66        |

|                         | ene-99              | feb-99               | mar-99               | abr-99               | may-99               | jun-99               |
|-------------------------|---------------------|----------------------|----------------------|----------------------|----------------------|----------------------|
| <b>SALDO FINAL</b>      | <b>6,336,649.13</b> | <b>15,181,504.97</b> | <b>14,900,396.61</b> | <b>15,218,965.33</b> | <b>15,063,892.12</b> | <b>14,941,687.06</b> |
| Caja                    | 44,372.12           | 36,127.31            | 23,966.64            | 31,046.07            | 30,836.41            | 13,662.35            |
| Bancos                  | 341,510.56          | 3,856,648.42         | 507,525.26           | 718,340.81           | 1,561,985.17         | 1,372,549.37         |
| Inversiones Financieras | 7,949,866.45        | 11,288,729.24        | 14,368,904.71        | 14,469,578.45        | 13,461,070.54        | 13,555,475.33        |



ANEXO II



*[Signature]*  
Cont. OSVALDO M. A. ACEVEDO  
Liquidador

*[Signature]*  
CR RICARDO FERNANDEZ  
AUDITOR INTERNO  
GNAS (E.L.)

Cont. MIGUEL A. LARREGINA

RENDICION DE CUENTAS

ANEXO II



EMPRESA: CAJA NACIONAL DE AHORRO Y SEGURO (E.L.)

PERIODO: ENERO DE 1999 - JUNIO DE 1999



ANEXO IV - ESTADO DE EVOLUCION DE LA CAJA

| MESES                    | CONCEPTO                  | SALDO INICIAL | DEBITOS | CREDITOS | SALDO CUENTA | SALDO FINAL CAJA |
|--------------------------|---------------------------|---------------|---------|----------|--------------|------------------|
| <b>111109 - EFECTIVO</b> |                           |               |         |          |              |                  |
| 01-ene-99                | SALDO APERTURA            |               |         |          | 282,988.94   |                  |
| 04-ene-99                | TALLERICO REC 108         | 282,988.94    | 0.00    | 2,640.00 | 280,348.94   |                  |
| 04-ene-99                | ESTEVEZ REC 488           | 280,348.94    | 0.00    | 2,500.00 | 277,848.94   |                  |
| 04-ene-99                | FERNANDEZ, PLACICO REC 40 | 277,848.94    | 0.00    | 2,500.00 | 275,348.94   |                  |
| 04-ene-99                | CANDIA REC 105            | 275,348.94    | 0.00    | 1,760.00 | 273,588.94   |                  |
| 04-ene-99                | MASCADRI FAC 386          | 273,588.94    | 0.00    | 3,036.00 | 270,552.94   |                  |
| 04-ene-99                | MENEM REC 10              | 270,552.94    | 0.00    | 2,800.00 | 267,752.94   |                  |
| 04-ene-99                | MEDINA REC 15             | 267,752.94    | 0.00    | 1,500.00 | 266,252.94   |                  |
| 04-ene-99                | PALMERO FAC 2             | 266,252.94    | 0.00    | 3,600.00 | 262,652.94   |                  |
| 04-ene-99                | VITALE REC 18             | 262,652.94    | 0.00    | 1,500.00 | 261,152.94   |                  |
| 04-ene-99                | CAFFARO ROSSI REC 40      | 261,152.94    | 0.00    | 1,500.00 | 259,652.94   |                  |
| 04-ene-99                | ROCCO CARLOS FAC 52       | 259,652.94    | 0.00    | 3,080.00 | 256,572.94   |                  |
| 04-ene-99                | MARTINDIA REC 75          | 256,572.94    | 0.00    | 2,000.00 | 254,572.94   |                  |
| 04-ene-99                | BARRAGAN REC 40           | 254,572.94    | 0.00    | 2,500.00 | 252,072.94   |                  |
| 04-ene-99                | PUJOL FAC 12              | 252,072.94    | 0.00    | 1,300.00 | 250,772.94   |                  |
| 04-ene-99                | POGGI REC 119             | 250,772.94    | 0.00    | 2,500.00 | 248,272.94   |                  |
| 04-ene-99                | BUFFA FAC 26              | 248,272.94    | 0.00    | 1,179.00 | 247,093.94   |                  |
| 04-ene-99                | BUTTY REC 8               | 247,093.94    | 0.00    | 1,100.00 | 245,993.94   |                  |
| 04-ene-99                | LARREGINA FAC 455         | 245,993.94    | 0.00    | 4,000.00 | 241,993.94   |                  |
| 04-ene-99                | HERMILIA FAC 96           | 241,993.94    | 0.00    | 3,600.00 | 238,393.94   |                  |
| 04-ene-99                | ALVAREZ GABRIELA REC 45   | 238,393.94    | 0.00    | 1,150.00 | 237,243.94   |                  |
| 04-ene-99                | BRUNO REC 42              | 237,243.94    | 0.00    | 2,500.00 | 234,743.94   |                  |
| 04-ene-99                | ANGULO FAC 59             | 234,743.94    | 0.00    | 3,950.00 | 230,793.94   |                  |
| 04-ene-99                | BEHOTEGUY REC 39          | 230,793.94    | 0.00    | 1,760.00 | 229,033.94   |                  |
| 04-ene-99                | SPINELLA FAC 43           | 229,033.94    | 0.00    | 2,816.00 | 226,217.94   |                  |
| 04-ene-99                | MARTINEZ, RUBEN REC 106   | 226,217.94    | 0.00    | 2,800.00 | 223,417.94   |                  |
| 04-ene-99                | SEGURADO FAC 5            | 223,417.94    | 0.00    | 1,100.00 | 222,317.94   |                  |
| 04-ene-99                | MORRAZO REC 41            | 222,317.94    | 0.00    | 1,300.00 | 221,017.94   |                  |
| 04-ene-99                | CATINARI FAC 7            | 221,017.94    | 0.00    | 900.00   | 220,117.94   |                  |
| 04-ene-99                | ROCCO PABLO FAC 043       | 220,117.94    | 0.00    | 3,000.00 | 217,117.94   |                  |
| 04-ene-99                | RODRIGUEZ CARDO FAC 33    | 217,117.94    | 0.00    | 1,400.00 | 215,717.94   |                  |
| 04-ene-99                | BUSO REC 94               | 215,717.94    | 0.00    | 5,000.00 | 210,717.94   |                  |
| 04-ene-99                | MARTINI REC 40            | 210,717.94    | 0.00    | 2,464.00 | 208,253.94   |                  |
| 04-ene-99                | ROTTER REC 37             | 208,253.94    | 0.00    | 3,520.00 | 204,733.94   |                  |
| 04-ene-99                | SAAVEDRA FAC 17           | 204,733.94    | 0.00    | 1,100.00 | 203,633.94   |                  |
| 04-ene-99                | SUBIZAR REC 127           | 203,633.94    | 0.00    | 3,500.00 | 200,133.94   |                  |
| 04-ene-99                | MASOLO REC 39             | 200,133.94    | 0.00    | 2,200.00 | 197,933.94   |                  |
| 04-ene-99                | MOLINA REC 039            | 197,933.94    | 0.00    | 1,782.00 | 196,151.94   |                  |
| 04-ene-99                | CAFFARONE REC 39          | 196,151.94    | 0.00    | 1,980.00 | 194,171.94   |                  |
| 04-ene-99                | VILLASBOAS FAC 260        | 194,171.94    | 0.00    | 800.00   | 193,371.94   |                  |
| 04-ene-99                | CRESC REC 37              | 193,371.94    | 0.00    | 1,980.00 | 191,391.94   |                  |
| 04-ene-99                | ALFARO REC 116            | 191,391.94    | 0.00    | 2,500.00 | 188,891.94   |                  |
| 04-ene-99                | LACORTE REC 36            | 188,891.94    | 0.00    | 1,408.00 | 187,483.94   |                  |
| 04-ene-99                | DEL VECCHIO FAC 45        | 187,483.94    | 0.00    | 2,500.00 | 184,983.94   |                  |

PROY-S01  
12237

## ANEXO IV - ESTADO DE EVOLUCION DE LA CAJA

## ANEXO II



| MESES     | CONCEPTO                    | SALDO INICIAL | DEBITOS | CREDITOS | SALDO CUENTA | SALDO FINAL CAJA |
|-----------|-----------------------------|---------------|---------|----------|--------------|------------------|
| 04-ene-99 | ARRIGHI REC 53              | 184,983.94    | 0.00    | 3,036.00 | 181,947.94   |                  |
| 04-ene-99 | BLANDA REC 54               | 181,947.94    | 0.00    | 3,000.00 | 178,947.94   |                  |
| 04-ene-99 | LAURIA REC 38               | 178,947.94    | 0.00    | 1,980.00 | 176,967.94   |                  |
| 04-ene-99 | BAIER FAC 119               | 176,967.94    | 0.00    | 1,800.00 | 175,167.94   |                  |
| 04-ene-99 | BLANCO REC 40               | 175,167.94    | 0.00    | 2,640.00 | 172,527.94   |                  |
| 04-ene-99 | THOMAS REC 39               | 172,527.94    | 0.00    | 1,760.00 | 170,767.94   |                  |
| 04-ene-99 | TABBITA REC 162             | 170,767.94    | 0.00    | 2,640.00 | 168,127.94   |                  |
| 04-ene-99 | ADAN REC 92                 | 168,127.94    | 0.00    | 3,000.00 | 165,127.94   |                  |
| 04-ene-99 | CARBONELL REC 39            | 165,127.94    | 0.00    | 3,036.00 | 162,091.94   |                  |
| 04-ene-99 | FERNANDEZ RICARDO REC 78    | 162,091.94    | 0.00    | 4,000.00 | 158,091.94   |                  |
| 04-ene-99 | SANZ FAC 71                 | 158,091.94    | 0.00    | 2,640.00 | 155,451.94   |                  |
| 04-ene-99 | DEL POTRO FAC 38            | 155,451.94    | 0.00    | 2,500.00 | 152,951.94   |                  |
| 04-ene-99 | FERREYRA REC 45             | 152,951.94    | 0.00    | 2,500.00 | 150,451.94   |                  |
| 04-ene-99 | KUPFER FAC 57               | 150,451.94    | 0.00    | 2,500.00 | 147,951.94   |                  |
| 04-ene-99 | ARRIGO FAC 42               | 147,951.94    | 0.00    | 2,000.00 | 145,951.94   |                  |
| 04-ene-99 | BAEZA FAC 7                 | 145,951.94    | 0.00    | 1,200.00 | 144,751.94   |                  |
| 04-ene-99 | ZEBALLOS REC 43             | 144,751.94    | 0.00    | 1,320.00 | 143,431.94   |                  |
| 04-ene-99 | FERREZ REC 235              | 143,431.94    | 0.00    | 3,000.00 | 140,431.94   |                  |
| 04-ene-99 | LOPEZ FERNANDEZA, M. REC 62 | 140,431.94    | 0.00    | 3,000.00 | 137,431.94   |                  |
| 04-ene-99 | GULLY REC 207               | 137,431.94    | 0.00    | 2,000.00 | 135,431.94   |                  |
| 04-ene-99 | LLANOS FAC 271              | 135,431.94    | 0.00    | 4,300.00 | 131,131.94   |                  |
| 04-ene-99 | LAGOMARSINO FAC 1           | 131,131.94    | 0.00    | 900.00   | 130,231.94   |                  |
| 04-ene-99 | CAAMAÑO FAC 32              | 130,231.94    | 0.00    | 1,200.00 | 129,031.94   |                  |
| 04-ene-99 | PEREZ RAYA REC 4            | 129,031.94    | 0.00    | 2,500.00 | 126,531.94   |                  |
| 04-ene-99 | SOBRERO REC 12              | 126,531.94    | 0.00    | 900.00   | 125,631.94   |                  |
| 04-ene-99 | GES JALDO REC 458           | 125,631.94    | 0.00    | 4,180.00 | 121,451.94   |                  |
| 04-ene-99 | VELASCUE REC 55             | 121,451.94    | 0.00    | 1,500.00 | 119,951.94   |                  |
| 04-ene-99 | DE SIMONE FAC 17            | 119,951.94    | 0.00    | 2,200.00 | 117,751.94   |                  |
| 04-ene-99 | NOYER FAC 112               | 117,751.94    | 0.00    | 2,500.00 | 115,251.94   |                  |
| 04-ene-99 | CAMPAGNOLI FAC 13           | 115,251.94    | 0.00    | 900.00   | 114,351.94   |                  |
| 04-ene-99 | HON. AGEVEDO DIC/98         | 114,351.94    | 0.00    | 7,082.31 | 107,269.63   |                  |
| 04-ene-99 | HON. LLARENA LIBRA DIC/98   | 107,269.63    | 0.00    | 6,553.27 | 100,716.36   |                  |
| 04-ene-99 | HON. AGROGLIANO DIC/98      | 100,716.36    | 0.00    | 1,076.86 | 99,639.50    |                  |
| 04-ene-99 | CRED. HIP. Y SEG. VIDA      | 99,639.50     | 0.00    | 171.09   | 99,468.41    |                  |
| 04-ene-99 | BRESSAN REC 59              | 99,468.41     | 0.00    | 3,000.00 | 96,468.41    |                  |
| 04-ene-99 | PMC. PERSONAL-CRISTALDO     | 96,468.41     | 106.00  | 0.00     | 96,574.41    |                  |
| 04-ene-99 | PMC. PERSONAL-SPERZAGNI     | 96,574.41     | 263.00  | 0.00     | 96,837.41    |                  |
| 05-ene-99 | GTCS. JUDIC. DR ETCHEVERRY  | 96,837.41     | 0.00    | 43.30    | 96,794.11    |                  |
| 05-ene-99 | GTCS. JUDIC. DR. ETCHEVERRY | 96,794.11     | 0.00    | 5.30     | 96,788.81    |                  |
| 05-ene-99 | GTCS. JUDICIALES DR. FADEL  | 96,788.81     | 0.00    | 420.00   | 96,368.81    |                  |
| 05-ene-99 | SPATARO REC 39              | 96,368.81     | 0.00    | 2,500.00 | 93,868.81    |                  |
| 05-ene-99 | NAVARRO REC 22              | 93,868.81     | 0.00    | 2,500.00 | 91,368.81    |                  |
| 05-ene-99 | WRING-IT REC 65             | 91,368.81     | 0.00    | 2,000.00 | 89,368.81    |                  |
| 05-ene-99 | BENITEZ FAC 40              | 89,368.81     | 0.00    | 1,000.00 | 88,368.81    |                  |
| 05-ene-99 | DEV RET. GANANCIAS-SARLI    | 88,368.81     | 0.00    | 195.07   | 88,173.74    |                  |
| 05-ene-99 | DEV RET. GANANCIAS-NITRI    | 88,173.74     | 0.00    | 195.07   | 87,978.67    |                  |
| 05-ene-99 | MALET REC 216               | 87,978.67     | 0.00    | 1,552.43 | 86,426.24    |                  |
| 05-ene-99 | BACHULE GODOY REC 16        | 86,426.24     | 0.00    | 1,900.00 | 84,526.24    |                  |
| 05-ene-99 | BOFTON REC 344              | 84,526.24     | 0.00    | 2,700.00 | 81,826.24    |                  |

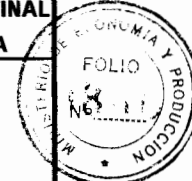
PROY-SO1

12237



ANEXO IV - ESTADO DE EVOLUCION DE LA CAJA

ANEXO II



| MESES     | CONCEPTO                    | SALDO INICIAL | DEBITOS   | CREDITOS  | SALDO CUENTA | SALDO FINAL CAJA |
|-----------|-----------------------------|---------------|-----------|-----------|--------------|------------------|
| 05-ene-99 | LUTTERAL FAC 62             | 81,826.24     | 0.00      | 3,000.00  | 78,826.24    |                  |
| 05-ene-99 | DARRIBA REC 298             | 78,826.24     | 0.00      | 1,800.00  | 77,026.24    |                  |
| 05-ene-99 | MOSTEIRO FAC 371            | 77,026.24     | 0.00      | 3,000.00  | 74,026.24    |                  |
| 05-ene-99 | BARBOT FAC 275              | 74,026.24     | 0.00      | 1,732.43  | 72,293.81    |                  |
| 05-ene-99 | GATIUS REC 103              | 72,293.81     | 0.00      | 3,000.00  | 69,293.81    |                  |
| 05-ene-99 | FERNANDEZ ROBERTO REC 100   | 69,293.81     | 0.00      | 2,800.00  | 66,493.81    |                  |
| 05-ene-99 | GTOS. JUDICIALES-DR. FADEL  | 66,493.81     | 0.00      | 260.00    | 66,233.81    |                  |
| 05-ene-99 | TRANSF DR GUSTAVO BARBOT    | 66,233.81     | 106.15    | 0.00      | 66,339.96    |                  |
| 06-ene-99 | BCO. GRAL. DE NEGOCIOS      | 66,339.96     | 0.00      | 149.19    | 66,190.77    |                  |
| 06-ene-99 | GTOS. JUDIC. DR. ETCHEVERRY | 66,190.77     | 0.00      | 8.00      | 66,182.77    |                  |
| 06-ene-99 | LO TARTARO REC 3            | 66,182.77     | 0.00      | 2,900.00  | 63,282.77    |                  |
| 06-ene-99 | CORTEZ REC 320              | 63,282.77     | 0.00      | 4,600.00  | 58,682.77    |                  |
| 06-ene-99 | PMO. PERSONAL-PADILLA       | 58,682.77     | 275.00    | 0.00      | 58,957.77    |                  |
| 07-ene-99 | COOP. E E TRABAJO FAC 3     | 58,957.77     | 0.00      | 4,213.01  | 54,744.76    |                  |
| 07-ene-99 | GASTOS NOTARIALES           | 54,744.76     | 0.00      | 70.00     | 54,674.76    |                  |
| 07-ene-99 | PASANTIAS FAC.DERECHO 12/98 | 54,674.76     | 0.00      | 11,220.00 | 43,454.76    |                  |
| 07-ene-99 | NIGOLIAN, MARIA FAC 008     | 43,454.76     | 0.00      | 145.00    | 43,309.76    |                  |
| 07-ene-99 | PASANTIAS FAC. CIENC.ECON.  | 43,309.76     | 0.00      | 2,340.00  | 40,969.76    |                  |
| 07-ene-99 | BALLAUZ REC 37              | 40,969.76     | 0.00      | 4,000.00  | 36,969.76    |                  |
| 07-ene-99 | CAJA CHICA N°25             | 36,969.76     | 0.00      | 2,101.39  | 34,868.37    |                  |
| 08-ene-99 | OBRA SOCIAL BANCARIA OP.16  | 34,868.37     | 0.00      | 774.86    | 34,093.51    |                  |
| 08-ene-99 | ASOCIACION BANCARIA DIC/98  | 34,093.51     | 0.00      | 38.00     | 34,055.51    |                  |
| 08-ene-99 | ART S.A DIC/98              | 34,055.51     | 0.00      | 116.47    | 33,939.04    |                  |
| 11-ene-99 | TRANSF. DE DOLARES          | 33,939.04     | 600.00    | 0.00      | 34,539.04    |                  |
| 11-ene-99 | MAICANA REC 40              | 34,539.04     | 0.00      | 1,056.00  | 33,483.04    |                  |
| 11-ene-99 | LASCANO REC 20              | 33,483.04     | 0.00      | 1,800.00  | 31,683.04    |                  |
| 11-ene-99 | SEGURO PERS. DEL ESTADO     | 31,683.04     | 0.00      | 5.64      | 31,677.40    |                  |
| 11-ene-99 | PMO PERSONAL-VILCA          | 31,677.40     | 141.00    | 0.00      | 31,818.40    |                  |
| 11-ene-99 | PMO PERSONAL-CRISTALDO      | 31,818.40     | 209.00    | 0.00      | 32,027.40    |                  |
| 11-ene-99 | PMO PERSONAL-CATTANI        | 32,027.40     | 329.00    | 0.00      | 32,356.40    |                  |
| 11-ene-99 | TRANSF. DR VASSELLATI       | 32,356.40     | 250.00    | 0.00      | 32,606.40    |                  |
| 12-ene-99 | CTA AHORRO 2560             | 32,606.40     | 25,000.00 | 0.00      | 57,606.40    |                  |
| 12-ene-99 | COUZO REC 111               | 57,606.40     | 0.00      | 2,640.00  | 54,966.40    |                  |
| 12-ene-99 | JUNCADELLA FAC 29046        | 54,966.40     | 0.00      | 728.53    | 54,237.87    |                  |
| 12-ene-99 | APORTES FERRER 11/98        | 54,237.87     | 0.00      | 320.00    | 53,917.87    |                  |
| 12-ene-99 | APORTES VESPUCCI 11/98      | 53,917.87     | 0.00      | 500.00    | 53,417.87    |                  |
| 12-ene-99 | APORTES SORIA 11/98         | 53,417.87     | 0.00      | 500.00    | 52,917.87    |                  |
| 12-ene-99 | APORTES REDI 11/98          | 52,917.87     | 0.00      | 500.00    | 52,417.87    |                  |
| 13-ene-99 | MUTUALIDAD A. BAS OP 4      | 52,417.87     | 0.00      | 56.83     | 52,361.04    |                  |
| 13-ene-99 | MUTUALIDAD A.M.BAS OP5      | 52,361.04     | 0.00      | 56.83     | 52,304.21    |                  |
| 13-ene-99 | SASOIN FAC. 007             | 52,304.21     | 0.00      | 500.00    | 51,804.21    |                  |
| 13-ene-99 | GTCS. JUDICIALES-FADEL      | 51,804.21     | 0.00      | 1,250.00  | 50,554.21    |                  |
| 13-ene-99 | GABBI FAC 1265              | 50,554.21     | 0.00      | 573.00    | 49,981.21    |                  |
| 14-ene-99 | INS. COMP. COUSELO FAC 1926 | 49,981.21     | 0.00      | 535.00    | 49,446.21    |                  |
| 14-ene-99 | GIUSTO REC 39               | 49,446.21     | 0.00      | 2,900.00  | 46,546.21    |                  |
| 14-ene-99 | RAVETIA REC 180             | 46,546.21     | 0.00      | 1,600.00  | 44,946.21    |                  |
| 14-ene-99 | MONTOYA REC 324             | 44,946.21     | 0.00      | 1,463.93  | 43,482.28    |                  |
| 14-ene-99 | GTCS. VARIOS DR GIUSTO      | 43,482.28     | 0.00      | 36.86     | 43,445.42    |                  |
| 14-ene-99 | PERROTE REC 445             | 43,445.42     | 0.00      | 2,488.43  | 40,956.99    |                  |

PROY-S01  
12237





ANEXO IV - ESTADO DE EVOLUCION DE LA CAJA

ANEXO II



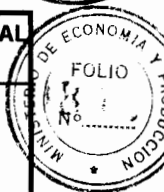
| MESES     | CONCEPTO                      | SALDO INICIAL | DEBITOS   | CREDITOS  | SALDO CUENTA | SALDO FINAL CAJA |
|-----------|-------------------------------|---------------|-----------|-----------|--------------|------------------|
| 14-ene-99 | PMO. PERSONAL-PERATA          | 40,956.99     | 184.00    | 0.00      | 41,140.99    |                  |
| 15-ene-99 | CTA AHORRO 2560               | 41,140.99     | 80,000.00 | 0.00      | 121,140.99   |                  |
| 15-ene-99 | GASTOS NOTARIALES             | 121,140.99    | 0.00      | 60.00     | 121,080.99   |                  |
| 15-ene-99 | CAREO REC 002                 | 121,080.99    | 0.00      | 750.00    | 120,330.99   |                  |
| 15-ene-99 | SAMOCACHAN REC 61             | 120,330.99    | 0.00      | 750.00    | 119,580.99   |                  |
| 15-ene-99 | ARGUELLO PITT REC 636         | 119,580.99    | 0.00      | 2,450.00  | 117,130.99   |                  |
| 15-ene-99 | GARCIA FLORES REC 62          | 117,130.99    | 0.00      | 1,050.00  | 116,080.99   |                  |
| 15-ene-99 | LESCANO HORACIO REC 185       | 116,080.99    | 0.00      | 2,362.43  | 113,718.56   |                  |
| 15-ene-99 | FADEL JUANA REC 289           | 113,718.56    | 0.00      | 1,600.00  | 112,118.56   |                  |
| 15-ene-99 | VESPUCCI REC 279              | 112,118.56    | 0.00      | 2,362.43  | 109,756.13   |                  |
| 15-ene-99 | SORIA REC 200                 | 109,756.13    | 0.00      | 2,362.43  | 107,393.70   |                  |
| 15-ene-99 | ACIAR REC 61                  | 107,393.70    | 0.00      | 2,092.43  | 105,301.27   |                  |
| 15-ene-99 | GALDEANO REC 1047             | 105,301.27    | 0.00      | 1,462.43  | 103,838.84   |                  |
| 15-ene-99 | LIMONTA REC 241               | 103,838.84    | 0.00      | 1,462.43  | 102,376.41   |                  |
| 15-ene-99 | LESCANO REC 53                | 102,376.41    | 0.00      | 2,000.00  | 100,376.41   |                  |
| 15-ene-99 | CANTAFD REC 39                | 100,376.41    | 0.00      | 1,500.00  | 98,876.41    |                  |
| 15-ene-99 | SUELDO REC 49                 | 98,876.41     | 0.00      | 1,600.00  | 97,276.41    |                  |
| 15-ene-99 | TRYBUS REC 645                | 97,276.41     | 0.00      | 1,500.00  | 95,776.41    |                  |
| 15-ene-99 | GODOY REC 55                  | 95,776.41     | 0.00      | 350.00    | 95,426.41    |                  |
| 15-ene-99 | ECHAVE REC 565                | 95,426.41     | 0.00      | 1,500.00  | 93,926.41    |                  |
| 15-ene-99 | MICELLI REC 42                | 93,926.41     | 0.00      | 1,822.43  | 92,103.98    |                  |
| 15-ene-99 | SEOFANE REC 327               | 92,103.98     | 0.00      | 1,462.43  | 90,641.55    |                  |
| 15-ene-99 | BERTONE REC 298               | 90,641.55     | 0.00      | 2,362.43  | 88,279.12    |                  |
| 15-ene-99 | ELLI REC 364                  | 88,279.12     | 0.00      | 1,462.43  | 86,816.69    |                  |
| 15-ene-99 | BEDJINO REC 75                | 86,816.69     | 0.00      | 1,462.43  | 85,354.26    |                  |
| 15-ene-99 | ETCHEVERRY FAC 342            | 85,354.26     | 0.00      | 1,552.43  | 83,801.83    |                  |
| 15-ene-99 | FUNES REC 40                  | 83,801.83     | 0.00      | 1,600.00  | 82,201.83    |                  |
| 15-ene-99 | SAINT MARTIN REC 719          | 82,201.83     | 0.00      | 1,732.43  | 80,469.40    |                  |
| 15-ene-99 | REDI REC 63                   | 80,469.40     | 0.00      | 2,500.00  | 77,969.40    |                  |
| 15-ene-99 | FERRER FAC 1                  | 77,969.40     | 0.00      | 1,888.43  | 76,080.97    |                  |
| 15-ene-99 | APORTES DIC/98 FERRER         | 76,080.97     | 0.00      | 320.00    | 75,760.97    |                  |
| 15-ene-99 | APORTES DIC/98 REDI           | 75,760.97     | 0.00      | 500.00    | 75,260.97    |                  |
| 15-ene-99 | APORTES DIC/98 VESPUCCI       | 75,260.97     | 0.00      | 500.00    | 74,760.97    |                  |
| 15-ene-99 | APORTES DIC/98 SORIA          | 74,760.97     | 0.00      | 500.00    | 74,260.97    |                  |
| 15-ene-99 | GODOY REC 54                  | 74,260.97     | 0.00      | 1,462.43  | 72,798.54    |                  |
| 15-ene-99 | COFONEL REC 62                | 72,798.54     | 0.00      | 1,384.43  | 71,414.11    |                  |
| 15-ene-99 | SARLI REC 110                 | 71,414.11     | 0.00      | 1,500.00  | 69,914.11    |                  |
| 15-ene-99 | NITRI REC 47                  | 69,914.11     | 0.00      | 1,500.00  | 68,414.11    |                  |
| 15-ene-99 | MAISONAVE REC 171             | 68,414.11     | 0.00      | 1,600.00  | 66,814.11    |                  |
| 15-ene-99 | LAFROSCIA REC 116             | 66,814.11     | 0.00      | 1,500.00  | 65,314.11    |                  |
| 15-ene-99 | LIÑAN REC 625                 | 65,314.11     | 0.00      | 1,462.43  | 63,851.68    |                  |
| 15-ene-99 | BCC. C DE A.Y S. S.A-CTA.EMB. | 63,851.68     | 0.00      | 13,816.41 | 50,035.27    |                  |
| 15-ene-99 | TATO CESAR FAC 92             | 50,035.27     | 0.00      | 1,500.00  | 48,535.27    |                  |
| 15-ene-99 | PAS.Y MAT.-LLARENA LIBRA      | 48,535.27     | 0.00      | 1,085.00  | 47,450.27    |                  |
| 15-ene-99 | MALET REC 225                 | 47,450.27     | 0.00      | 1,552.43  | 45,897.84    |                  |
| 15-ene-99 | BARBOT FAC 277                | 45,897.84     | 0.00      | 1,732.43  | 44,165.41    |                  |
| 15-ene-99 | LOFEZ FAC 84                  | 44,165.41     | 0.00      | 1,800.00  | 42,365.41    |                  |
| 15-ene-99 | TATO CESAR FAC 92             | 42,365.41     | 0.00      | 1,462.43  | 40,902.98    |                  |
| 15-ene-99 | DESHAYS REC 83                | 40,902.98     | 0.00      | 1,304.93  | 39,598.05    |                  |

PROY-S01  
12237

*[Handwritten signature]*

## ANEXO IV - ESTADO DE EVOLUCION DE LA CAJA

ANEXO II



| MESES     | CONCEPTO                         | SALDO INICIAL | DEBITOS    | CREDITOS   | SALDO CUENTA | SALDO FINAL CAJA |
|-----------|----------------------------------|---------------|------------|------------|--------------|------------------|
| 15-ene-99 | TATO CESAR FAC 92                | 39,598.05     | 1,500.00   | 0.00       | 41,098.05    |                  |
| 19-ene-99 | JUICIO GOMEZ ELVENCIO C/CNAS     | 41,098.05     | 0.00       | 24.90      | 41,073.15    |                  |
| 19-ene-99 | DIAZ MARTINEZ REC 253            | 41,073.15     | 0.00       | 1,467.00   | 39,606.15    |                  |
| 20-ene-99 | PMO. PERSONAL - PADILLA          | 39,606.15     | 275.00     | 0.00       | 39,881.15    |                  |
| 21-ene-99 | PMO. PERSONAL - PALERMO          | 39,881.15     | 95.00      | 0.00       | 39,976.15    |                  |
| 21-ene-99 | PMO. PERSONAL - ZELAYA           | 39,976.15     | 100.00     | 0.00       | 40,076.15    |                  |
| 25-ene-99 | PMO. PERSONAL - FERNANDEZ, J.    | 40,076.15     | 485.00     | 0.00       | 40,561.15    |                  |
| 26-ene-99 | PAS. VIATICOS-SEGURADO           | 40,561.15     | 0.00       | 502.30     | 40,058.85    |                  |
| 26-ene-99 | PMO. PERSONAL - SCHWEIZER        | 40,058.85     | 142.00     | 0.00       | 40,200.85    |                  |
| 27-ene-99 | JUICIO PEREZ C/ LUCILLI M.       | 40,200.85     | 0.00       | 196.78     | 40,004.07    |                  |
| 27-ene-99 | JUICIO GOMEZ ELVENCIO C/CNAS     | 40,004.07     | 0.00       | 677.60     | 39,326.47    |                  |
| 27-ene-99 | REC. JUICIO GOMEZ C/CNAS         | 39,326.47     | 0.00       | 2.35       | 39,324.12    |                  |
| 27-ene-99 | NIGOLIAN FAC C21510              | 39,324.12     | 0.00       | 210.00     | 39,114.12    |                  |
| 27-ene-99 | GTOS. NOT. BOULLON C/BRAGUETTI   | 39,114.12     | 0.00       | 70.00      | 39,044.12    |                  |
| 28-ene-99 | CTA AHORRO 2560                  | 39,044.12     | 169,919.09 | 0.00       | 208,963.21   |                  |
| 28-ene-99 | PAGO JUICIO AGUIRRE C/ BALDI     | 208,963.21    | 0.00       | 82,967.66  | 125,995.55   |                  |
| 28-ene-99 | PAGO JUICIO FUENTEBUENA C/CNAS   | 125,995.55    | 0.00       | 499.74     | 125,495.81   |                  |
| 28-ene-99 | PAGO JUICIO KUBIZYN C/CNAS       | 125,495.81    | 0.00       | 8,907.34   | 116,588.47   |                  |
| 28-ene-99 | JUICIO CANTERAS MALAGUEÑO        | 116,588.47    | 0.00       | 4,913.99   | 111,674.48   |                  |
| 28-ene-99 | JUICIO MAGUNA C/ F. MINGUILLON   | 111,674.48    | 0.00       | 1,910.06   | 109,764.42   |                  |
| 28-ene-99 | PAGO JUICIO NORIEGA C/CNAS       | 109,764.42    | 0.00       | 1,945.05   | 107,819.37   |                  |
| 28-ene-99 | JUICIO MAIDANA C/ EXP.SUDAM.     | 107,819.37    | 0.00       | 91.52      | 107,727.85   |                  |
| 28-ene-99 | PAGO JUICIO HERNANDEZ C/CNAS     | 107,727.85    | 0.00       | 18,775.82  | 88,952.03    |                  |
| 28-ene-99 | JUICIO SOMAS.DE DIPALMA C/CNAS   | 88,952.03     | 0.00       | 16,607.71  | 72,344.32    |                  |
| 28-ene-99 | JUICIO AGUILERA C/ CIA VOLAMPA   | 72,344.32     | 0.00       | 200.00     | 72,144.32    |                  |
| 28-ene-99 | PAGO JUICIO SAENZ C/CNAS         | 72,144.32     | 0.00       | 20,098.98  | 52,045.34    |                  |
| 28-ene-99 | JUICIO CASTELLI C/ ANDREATA      | 52,045.34     | 0.00       | 13,001.22  | 39,044.12    |                  |
| 28-ene-99 | TRANSFER. A DOLARES              | 39,044.12     | 0.00       | 22.00      | 39,022.12    |                  |
| 29-ene-99 | CTA AHORRO 2560                  | 39,022.12     | 158,536.29 | 0.00       | 197,558.41   |                  |
| 29-ene-99 | JUICIO BLANCO C/ STALMAN B.      | 197,558.41    | 0.00       | 418.40     | 197,140.01   |                  |
| 29-ene-99 | PAGO JUICIO MARTINEZ C/ BRAVO    | 197,140.01    | 0.00       | 127.52     | 197,012.49   |                  |
| 29-ene-99 | PAGO JUICIO BAEZ C/ SCARANO      | 197,012.49    | 0.00       | 179.13     | 196,833.36   |                  |
| 29-ene-99 | JUICIO ZAMBELLETTI C/ DIAZ J     | 196,833.36    | 0.00       | 662.03     | 196,171.33   |                  |
| 29-ene-99 | JUICIO GRUNDALL C/ SERONERO      | 196,171.33    | 0.00       | 2,560.87   | 193,610.46   |                  |
| 29-ene-99 | PAGO JUICIO GARCIA C/ LUBERTI    | 193,610.46    | 0.00       | 701.35     | 192,909.11   |                  |
| 29-ene-99 | JUICIO CARTA DE P.C/PEZZELATO    | 192,909.11    | 0.00       | 134,261.55 | 58,647.56    |                  |
| 29-ene-99 | PAGO JUICIO MONROY C/ IBARRA     | 58,647.56     | 0.00       | 114.91     | 58,532.65    |                  |
| 29-ene-99 | JUICIO RIAL DE GESTO C/ MARTINEZ | 58,532.65     | 0.00       | 200.00     | 58,332.65    |                  |
| 29-ene-99 | JUICIO CIA.VICTORIA C/TORELLO    | 58,332.65     | 0.00       | 7,211.87   | 51,120.78    |                  |
| 29-ene-99 | PAGO JUICIO PAZ C/ PARAFITA      | 51,120.78     | 0.00       | 11,902.59  | 39,218.19    |                  |
| 29-ene-99 | PAGO JUICIO CHIAPPA C/GARCIA     | 39,218.19     | 0.00       | 196.07     | 39,022.12    |                  |
| 01-feb-99 | CTA AHORRO 2560                  | 39,022.12     | 146,350.00 | 0.00       | 185,372.12   |                  |
| 01-feb-99 | ARRIGO FAC 43                    | 185,372.12    | 0.00       | 1,900.00   | 183,472.12   |                  |
| 01-feb-99 | MOLINA REC 41                    | 183,472.12    | 0.00       | 1,400.00   | 182,072.12   |                  |
| 01-feb-99 | BARRAGAN REC 41                  | 182,072.12    | 0.00       | 2,500.00   | 179,572.12   |                  |
| 01-feb-99 | NOYER FAC 114                    | 179,572.12    | 0.00       | 2,500.00   | 177,072.12   |                  |
| 01-feb-99 | LOPEZ FERNANDEZ REC 63           | 177,072.12    | 0.00       | 3,000.00   | 174,072.12   |                  |
| 01-feb-99 | CREGO REC 38                     | 174,072.12    | 0.00       | 1,400.00   | 172,672.12   |                  |
| 01-feb-99 | MAFTINOIA REC 77                 | 172,672.12    | 0.00       | 1,950.00   | 170,722.12   |                  |


PROY-S01

12237



## ANEXO IV - ESTADO DE EVOLUCION DE LA CAJA

ANEXO II



| MESES     | CONCEPTO                  | SALDO INICIAL | DEBITOS | CREDITOS | SALDO CUENTA | SALDO FINAL CAJA |
|-----------|---------------------------|---------------|---------|----------|--------------|------------------|
| 01-feb-99 | MASSOLO REC 40            | 170,722.12    | 0.00    | 2,200.00 | 168,522.12   |                  |
| 01-feb-99 | ALFARO REC 117            | 168,522.12    | 0.00    | 2,500.00 | 166,022.12   |                  |
| 01-feb-99 | ARRIGHI REC 55            | 166,022.12    | 0.00    | 2,800.00 | 163,222.12   |                  |
| 01-feb-99 | POGGI REC 121             | 163,222.12    | 0.00    | 2,300.00 | 160,922.12   |                  |
| 01-feb-99 | VILLASBOAS FAC 261        | 160,922.12    | 0.00    | 800.00   | 160,122.12   |                  |
| 01-feb-99 | ROCCO C. - FAC 053        | 160,122.12    | 0.00    | 2,800.00 | 157,322.12   |                  |
| 01-feb-99 | VITALE REC 019            | 157,322.12    | 0.00    | 1,450.00 | 155,872.12   |                  |
| 01-feb-99 | ZEBALLOS REC 45           | 155,872.12    | 0.00    | 1,050.00 | 154,822.12   |                  |
| 01-feb-99 | CAMPAGNOLI FAC 14         | 154,822.12    | 0.00    | 800.00   | 154,022.12   |                  |
| 01-feb-99 | DE SIMONE FAC 18          | 154,022.12    | 0.00    | 1,900.00 | 152,122.12   |                  |
| 01-feb-99 | CAAMAÑO FAC 33            | 152,122.12    | 0.00    | 1,200.00 | 150,922.12   |                  |
| 01-feb-99 | RODRIGUEZ CARDO FAC 34    | 150,922.12    | 0.00    | 1,400.00 | 149,522.12   |                  |
| 01-feb-99 | BENITEZ FAC 41            | 149,522.12    | 0.00    | 1,000.00 | 148,522.12   |                  |
| 01-feb-99 | CATINARI FAC 8            | 148,522.12    | 0.00    | 900.00   | 147,622.12   |                  |
| 01-feb-99 | MARTINEZ, R. REC 107      | 147,622.12    | 0.00    | 2,800.00 | 144,822.12   |                  |
| 01-feb-99 | ROTTER REC 038            | 144,822.12    | 0.00    | 2,500.00 | 142,322.12   |                  |
| 01-feb-99 | SEGURADO FAC 6            | 142,322.12    | 0.00    | 1,100.00 | 141,222.12   |                  |
| 01-feb-99 | SOBREIRO REC 013          | 141,222.12    | 0.00    | 850.00   | 140,372.12   |                  |
| 01-feb-99 | SAAVEDRA REC 018          | 140,372.12    | 0.00    | 1,000.00 | 139,372.12   |                  |
| 01-feb-99 | BUFFA FAC 027             | 139,372.12    | 0.00    | 1,000.00 | 138,372.12   |                  |
| 01-feb-99 | LACORTE REC 038           | 138,372.12    | 0.00    | 1,100.00 | 137,272.12   |                  |
| 01-feb-99 | CAFFARO ROSSI REC 041     | 137,272.12    | 0.00    | 1,400.00 | 135,872.12   |                  |
| 01-feb-99 | MORRAZO REC 042           | 135,872.12    | 0.00    | 1,300.00 | 134,572.12   |                  |
| 01-feb-99 | ROCCO P. FAC 44           | 134,572.12    | 0.00    | 3,000.00 | 131,572.12   |                  |
| 01-feb-99 | CAFFAFONE REC 040         | 131,572.12    | 0.00    | 1,400.00 | 130,172.12   |                  |
| 01-feb-99 | BRESSAN REC 060           | 130,172.12    | 0.00    | 2,850.00 | 127,322.12   |                  |
| 01-feb-99 | LAURIA REC 040            | 127,322.12    | 0.00    | 1,700.00 | 125,622.12   |                  |
| 01-feb-99 | MAIDANA REC 042           | 125,622.12    | 0.00    | 950.00   | 124,672.12   |                  |
| 01-feb-99 | PUJOL FAC 13              | 124,672.12    | 0.00    | 1,200.00 | 123,472.12   |                  |
| 01-feb-99 | BACHULE GODOY REC 017     | 123,472.12    | 0.00    | 1,900.00 | 121,572.12   |                  |
| 01-feb-99 | WRIGHT, G. REC 066        | 121,572.12    | 0.00    | 1,950.00 | 119,622.12   |                  |
| 01-feb-99 | TALLERICO REC 109         | 119,622.12    | 0.00    | 2,600.00 | 117,022.12   |                  |
| 01-feb-99 | FERNANDEZ PLACIDO REC 041 | 117,022.12    | 0.00    | 2,500.00 | 114,522.12   |                  |
| 01-feb-99 | SPATARO REC 040           | 114,522.12    | 0.00    | 2,500.00 | 112,022.12   |                  |
| 01-feb-99 | BORTON REC 345            | 112,022.12    | 0.00    | 2,700.00 | 109,322.12   |                  |
| 01-feb-99 | LLANOS FAC 272            | 109,322.12    | 0.00    | 4,000.00 | 105,322.12   |                  |
| 01-feb-99 | SPINELLA FAC 44           | 105,322.12    | 0.00    | 2,700.00 | 102,622.12   |                  |
| 01-feb-99 | BLANCO REC 041            | 102,622.12    | 0.00    | 2,600.00 | 100,022.12   |                  |
| 01-feb-99 | FERNANDEZ RICARDO REC 080 | 100,022.12    | 0.00    | 4,000.00 | 96,022.12    |                  |
| 01-feb-99 | BAIER FAC 120             | 96,022.12     | 0.00    | 1,800.00 | 94,222.12    |                  |
| 01-feb-99 | CANDIA REC 107            | 94,222.12     | 0.00    | 1,700.00 | 92,522.12    |                  |
| 01-feb-99 | FERNANDEZ ROBERTO REC 101 | 92,522.12     | 0.00    | 2,800.00 | 89,722.12    |                  |
| 01-feb-99 | CAAMAÑO FAC 34            | 89,722.12     | 0.00    | 50.00    | 89,672.12    |                  |
| 01-feb-99 | HEFMIDA FAC 97            | 89,672.12     | 0.00    | 3,600.00 | 86,072.12    |                  |
| 01-feb-99 | BUTTY REC 011             | 86,072.12     | 0.00    | 1,100.00 | 84,972.12    |                  |
| 01-feb-99 | MENEM REC 012             | 84,972.12     | 0.00    | 2,700.00 | 82,272.12    |                  |
| 01-feb-99 | BELOTEGUY REC 041         | 82,272.12     | 0.00    | 1,400.00 | 80,872.12    |                  |
| 01-feb-99 | LUTERAL FAC 63            | 80,872.12     | 0.00    | 2,900.00 | 77,972.12    |                  |
| 01-feb-99 | COUZO REC 112             | 77,972.12     | 0.00    | 2,300.00 | 75,672.12    |                  |

FROY-SOI

12237



ANEXO IV - ESTADO DE EVOLUCION DE LA CAJA

ANEXO II



| MESES     | CONCEPTO                      | SALDO INICIAL | DEBITOS   | CREDITOS  | SALDO CUENTA | SALDO FINAL CAJA |
|-----------|-------------------------------|---------------|-----------|-----------|--------------|------------------|
| 01-feb-99 | ADAN REC 093                  | 75,672.12     | 0.00      | 2,850.00  | 72,822.12    |                  |
| 01-feb-99 | ALVAREZ, G. REC 046           | 72,822.12     | 0.00      | 1,150.00  | 71,672.12    |                  |
| 01-feb-99 | BAEZ A FAC 8                  | 71,672.12     | 0.00      | 1,300.00  | 70,372.12    |                  |
| 01-feb-99 | BRUNO REC 043                 | 70,372.12     | 0.00      | 2,500.00  | 67,872.12    |                  |
| 01-feb-99 | LAGOMARSINO FAC 2             | 67,872.12     | 0.00      | 900.00    | 66,972.12    |                  |
| 01-feb-99 | ANGULO FAC 60                 | 66,972.12     | 0.00      | 3,950.00  | 63,022.12    |                  |
| 01-feb-99 | TABBITA REC 164               | 63,022.12     | 0.00      | 2,600.00  | 60,422.12    |                  |
| 01-feb-99 | DARRIBA REC 310               | 60,422.12     | 0.00      | 1,800.00  | 58,622.12    |                  |
| 01-feb-99 | CAPORALE FAC 58               | 58,622.12     | 0.00      | 2,500.00  | 56,122.12    |                  |
| 01-feb-99 | MASCARDI FAC 391              | 56,122.12     | 0.00      | 3,100.00  | 53,022.12    |                  |
| 01-feb-99 | SANZ FAC 73                   | 53,022.12     | 0.00      | 2,500.00  | 50,522.12    |                  |
| 01-feb-99 | DEL VECCHIO FAC 46            | 50,522.12     | 0.00      | 2,500.00  | 48,022.12    |                  |
| 01-feb-99 | BUSSO REC 095                 | 48,022.12     | 0.00      | 5,000.00  | 43,022.12    |                  |
| 01-feb-99 | DEL POTRO FAC 039             | 43,022.12     | 0.00      | 2,500.00  | 40,522.12    |                  |
| 01-feb-99 | THOMAS REC 040                | 40,522.12     | 0.00      | 1,500.00  | 39,022.12    |                  |
| 02-feb-99 | PAGO JUICIO MOLINA C/CNAS     | 39,022.12     | 0.00      | 109.30    | 38,912.82    |                  |
| 02-feb-99 | PAGO JUICIO FRANCO C/CNAS     | 38,912.82     | 0.00      | 4,792.81  | 34,120.01    |                  |
| 02-feb-99 | PAGO JUICIO DEL VALLE C/ CNAS | 34,120.01     | 0.00      | 190.23    | 33,929.78    |                  |
| 02-feb-99 | CTA. AHORRO 2560              | 33,929.78     | 60,000.00 | 0.00      | 93,929.78    |                  |
| 02-feb-99 | GEST. ALVAREZ FAC VRIAS       | 93,929.78     | 0.00      | 870.00    | 93,059.78    |                  |
| 02-feb-99 | GEST. ALVAREZ FAC VRIAS       | 93,059.78     | 0.00      | 1,540.00  | 91,519.78    |                  |
| 02-feb-99 | FERREYRA REC 047              | 91,519.78     | 0.00      | 2,500.00  | 89,019.78    |                  |
| 02-feb-99 | SUBIZAR REC 128               | 89,019.78     | 0.00      | 3,500.00  | 85,519.78    |                  |
| 02-feb-99 | GESUALDO REC 461              | 85,519.78     | 0.00      | 4,000.00  | 81,519.78    |                  |
| 02-feb-99 | MANT. EDIF. URSINO FAC 1405   | 81,519.78     | 0.00      | 108.94    | 81,410.84    |                  |
| 02-feb-99 | PEREZ RAYA REC 005            | 81,410.84     | 0.00      | 2,500.00  | 78,910.84    |                  |
| 02-feb-99 | AGROGLIANO - SDO. ENE/99      | 78,910.84     | 0.00      | 885.00    | 78,025.84    |                  |
| 02-feb-99 | PAS. Y VIAT. ROB. FERNANDEZ   | 78,025.84     | 0.00      | 4,200.00  | 73,825.84    |                  |
| 02-feb-99 | CORTEZ REC 330                | 73,825.84     | 0.00      | 4,600.00  | 69,225.84    |                  |
| 02-feb-99 | GULLY REC 210                 | 69,225.84     | 0.00      | 1,900.00  | 67,325.84    |                  |
| 03-feb-99 | COUSELLO FAC. 004 Y 005       | 67,325.84     | 0.00      | 459.85    | 66,865.99    |                  |
| 03-feb-99 | COOP. TRAB. VIG. FAC 39       | 66,865.99     | 0.00      | 4,213.01  | 62,652.98    |                  |
| 03-feb-99 | BILLAUD REC 608               | 62,652.98     | 0.00      | 2,812.00  | 59,840.98    |                  |
| 03-feb-99 | ESTEVEZ REC 490               | 59,840.98     | 0.00      | 2,500.00  | 57,340.98    |                  |
| 03-feb-99 | MEDINA REC 016                | 57,340.98     | 0.00      | 1,500.00  | 55,840.98    |                  |
| 03-feb-99 | ACEVEDO - SDO. - ENE/99       | 55,840.98     | 0.00      | 6,652.00  | 49,188.98    |                  |
| 03-feb-99 | PALMERO FAC 3                 | 49,188.98     | 0.00      | 3,200.00  | 45,988.98    |                  |
| 03-feb-99 | MARTINI REC 041               | 45,988.98     | 0.00      | 1,800.00  | 44,188.98    |                  |
| 03-feb-99 | PASANTIAS FAC. DER. 01/99     | 44,188.98     | 0.00      | 1,560.00  | 42,628.98    |                  |
| 03-feb-99 | BALLAUZ REC 038               | 42,628.98     | 0.00      | 4,000.00  | 38,628.98    |                  |
| 03-feb-99 | PMO PERSONAL-SPERZAGNI        | 38,628.98     | 263.00    | 0.00      | 38,891.98    |                  |
| 04-feb-99 | VELASCUE REC 056              | 38,891.98     | 0.00      | 1,500.00  | 37,391.98    |                  |
| 04-feb-99 | GATIJS REC 104                | 37,391.98     | 0.00      | 3,000.00  | 34,391.98    |                  |
| 04-feb-99 | SDOS. ENE/99 - LLARENA LIBRA  | 34,391.98     | 0.00      | 6,120.00  | 28,271.98    |                  |
| 04-feb-99 | PASANTIAS FAC. DER. 01/99     | 28,271.98     | 0.00      | 11,220.00 | 17,051.98    |                  |
| 05-feb-99 | TRANSF. A BCO MERCANTIL       | 17,051.98     | 0.00      | 1,000.00  | 16,051.98    |                  |
| 05-feb-99 | A.R.T. MES ENERO/99           | 16,051.98     | 0.00      | 104.48    | 15,947.50    |                  |
| 08-feb-99 | BLANDA REC 056                | 15,947.50     | 0.00      | 2,900.00  | 13,047.50    |                  |
| 08-feb-99 | REINT.GTOS. R. FERNANDEZ      | 13,047.50     | 2,536.40  | 0.00      | 15,583.90    |                  |

PROY-S01  
12237

*[Handwritten signature]*

## ANEXO IV - ESTADO DE EVOLUCION DE LA CAJA

## ANEXO II




| MESES     | CONCEPTO                       | SALDO INICIAL | DEBITOS   | CREDITOS  | SALDO CUENTA | SALDO FINAL CAJA |
|-----------|--------------------------------|---------------|-----------|-----------|--------------|------------------|
| 08-feb-99 | MOSTEIRO FAC 378               | 15,583.90     | 0.00      | 2,850.00  | 12,733.90    |                  |
| 08-feb-99 | OBRA SCC.BANCARIA ENERO/99     | 12,733.90     | 0.00      | 774.86    | 11,959.04    |                  |
| 08-feb-99 | ASOC AC ON BANCARIA ENERO/99   | 11,959.04     | 0.00      | 30.86     | 11,928.18    |                  |
| 08-feb-99 | SEG. PER. ESTADO ENERO/99      | 11,928.18     | 0.00      | 5.64      | 11,922.54    |                  |
| 09-feb-99 | TRANSF DE CTA AHORRO 2560      | 11,922.54     | 40,000.00 | 0.00      | 51,922.54    |                  |
| 09-feb-99 | ESTAJIT. ESPACIO FAC 447/453   | 51,922.54     | 0.00      | 9,815.52  | 42,107.02    |                  |
| 09-feb-99 | JUNCADELLA FAC 29283           | 42,107.02     | 0.00      | 70.41     | 42,036.61    |                  |
| 09-feb-99 | LARREGINA FAC 456              | 42,036.61     | 0.00      | 4,150.00  | 37,886.61    |                  |
| 09-feb-99 | JUNCADELLA FAC 29310           | 37,886.61     | 0.00      | 140.82    | 37,745.79    |                  |
| 09-feb-99 | GONZALEZ REC 039               | 37,745.79     | 0.00      | 3,000.00  | 34,745.79    |                  |
| 09-feb-99 | COLLADOS, PAULINA FAC 113      | 34,745.79     | 0.00      | 2,000.00  | 32,745.79    |                  |
| 10-feb-99 | MATAF. CRUZ FAC 002 C. CALVO   | 32,745.79     | 0.00      | 1,253.40  | 31,492.39    |                  |
| 10-feb-99 | LASCANO REC 021                | 31,492.39     | 0.00      | 1,600.00  | 29,892.39    |                  |
| 10-feb-99 | VIAT/ PASAJ. LARREGINA Y OTROS | 29,892.39     | 0.00      | 2,824.00  | 27,068.39    |                  |
| 11-feb-99 | PAGO JUICIO ROTELLA C/CNAS     | 27,068.39     | 0.00      | 200.00    | 26,868.39    |                  |
| 11-feb-99 | PAGO PZAS. S.V.C. Y S.L.C.T.   | 26,868.39     | 0.00      | 26.85     | 26,841.54    |                  |
| 11-feb-99 | PMO. PERSONAL-VILGA, IRMA      | 26,841.54     | 141.00    | 0.00      | 26,982.54    |                  |
| 12-feb-99 | GTOS. JUDICIALES-DR. GIUSTO    | 26,982.54     | 0.00      | 89.00     | 26,893.54    |                  |
| 12-feb-99 | GTOS. JUDICIALES-DR. GIUSTO    | 26,893.54     | 0.00      | 186.00    | 26,707.54    |                  |
| 15-feb-99 | CTA AHORRO 2560                | 26,707.54     | 4,000.00  | 0.00      | 30,707.54    |                  |
| 15-feb-99 | CAREONELL REC 041              | 30,707.54     | 0.00      | 2,800.00  | 27,907.54    |                  |
| 15-feb-99 | LO TARTARO REC 009             | 27,907.54     | 0.00      | 2,900.00  | 25,007.54    |                  |
| 15-feb-99 | COUSELO FAC 022 Y 023          | 25,007.54     | 0.00      | 1,514.00  | 23,493.54    |                  |
| 15-feb-99 | RECUP. DE JUICIO DR GESUALDO   | 23,493.54     | 3,949.48  | 0.00      | 27,443.02    |                  |
| 16-feb-99 | PMO. MUNIC. DE PARANA CTA. 32  | 27,443.02     | 6,771.00  | 0.00      | 34,214.02    |                  |
| 16-feb-99 | PAGO JUICIO KLOCKER C/ CNAS    | 34,214.02     | 0.00      | 6,771.00  | 27,443.02    |                  |
| 16-feb-99 | TRANSF DE CTA AHORRO 2560      | 27,443.02     | 58,736.37 | 0.00      | 86,179.39    |                  |
| 16-feb-99 | MANT. EDIF. EMARG FAC 275      | 86,179.39     | 0.00      | 4,777.08  | 81,402.31    |                  |
| 16-feb-99 | BELLAZZI FAC 115               | 81,402.31     | 0.00      | 42.80     | 81,359.51    |                  |
| 16-feb-99 | PMO PERSONAL-PALOMBO, JUAN     | 81,359.51     | 250.00    | 0.00      | 81,609.51    |                  |
| 17-feb-99 | PAGO JUICIO CLEMENTE C/ ALZA   | 81,609.51     | 0.00      | 14,605.23 | 67,004.28    |                  |
| 17-feb-99 | PAGO JUICIO ARIZA C/CNAS       | 67,004.28     | 0.00      | 1,621.56  | 65,382.72    |                  |
| 17-feb-99 | PAGO JUICIO ARIZA C/CNAS       | 65,382.72     | 0.00      | 7,067.50  | 58,315.22    |                  |
| 17-feb-99 | TRANSF DE CTA AHORRO 2560      | 58,315.22     | 23,294.29 | 0.00      | 81,609.51    |                  |
| 17-feb-99 | REINT. GTOS. LARREGINA Y OTROS | 81,609.51     | 628.93    | 0.00      | 82,238.44    |                  |
| 17-feb-99 | GIGLIOTTI FAC 001              | 82,238.44     | 0.00      | 600.00    | 81,638.44    |                  |
| 19-feb-99 | SAN TELMO FAC 145              | 81,638.44     | 0.00      | 220.00    | 81,418.44    |                  |
| 22-feb-99 | CTA AHORRO 2560                | 81,418.44     | 20,000.00 | 0.00      | 101,418.44   |                  |
| 22-feb-99 | CONSULTORA FALBO FAC 10        | 101,418.44    | 0.00      | 96.80     | 101,321.64   |                  |
| 22-feb-99 | CONSULTORA FALBO FAC 2         | 101,321.64    | 0.00      | 283.50    | 101,038.14   |                  |
| 22-feb-99 | CONSULTORA FALBO FAC 8         | 101,038.14    | 0.00      | 1,498.46  | 99,539.68    |                  |
| 22-feb-99 | GTOS. NOT. ESCRIB. Z. ZAPPALA  | 99,539.68     | 0.00      | 140.00    | 99,399.68    |                  |
| 22-feb-99 | CONSULTORA FALBO FAC 17        | 99,399.68     | 0.00      | 891.00    | 98,508.68    |                  |
| 22-feb-99 | PZAS. DE ROBO Y RIESGO         | 98,508.68     | 0.00      | 4,848.10  | 93,660.58    |                  |
| 22-feb-99 | CREDITO HIP. ENERO/99          | 93,660.58     | 0.00      | 171.09    | 93,489.49    |                  |
| 22-feb-99 | MUT. ARTURO M. BAS OP 218      | 93,489.49     | 0.00      | 17.83     | 93,471.66    |                  |
| 22-feb-99 | PZAS. S.V.C. Y S.L.C.T. 11/99  | 93,471.66     | 0.00      | 28.30     | 93,443.36    |                  |
| 22-feb-99 | CAJA CHICA N° 1/99 OP227       | 93,443.36     | 0.00      | 3,497.03  | 89,946.33    |                  |
| 22-feb-99 | REDI REC 064                   | 89,946.33     | 0.00      | 2,500.00  | 87,446.33    |                  |

PROY-SOI

12237

ANEXO IV - ESTADO DE EVOLUCION DE LA CAJA

ANEXO II



| MESES     | CONCEPTO                        | SALDO INICIAL | DEBITOS  | CREDITOS | SALDO CUENTA | SALDO FINAL CAJA |
|-----------|---------------------------------|---------------|----------|----------|--------------|------------------|
| 22-feb-99 | SAINT MARTIN REC 722            | 87,446.33     | 0.00     | 1,732.43 | 85,713.90    |                  |
| 22-feb-99 | ECHAVE REC 566                  | 85,713.90     | 0.00     | 1,500.00 | 84,213.90    |                  |
| 22-feb-99 | SAMCACHAN REC 62                | 84,213.90     | 0.00     | 750.00   | 83,463.90    |                  |
| 22-feb-99 | GARCIA FLORES REC 64            | 83,463.90     | 0.00     | 1,050.00 | 82,413.90    |                  |
| 22-feb-99 | CARBO REC 003                   | 82,413.90     | 0.00     | 750.00   | 81,663.90    |                  |
| 22-feb-99 | ARGUELLO PITT REC 644           | 81,663.90     | 0.00     | 2,450.00 | 79,213.90    |                  |
| 22-feb-99 | DESHAYS REC 084                 | 79,213.90     | 0.00     | 1,462.43 | 77,751.47    |                  |
| 22-feb-99 | BERTONE REC 299                 | 77,751.47     | 0.00     | 2,362.43 | 75,389.04    |                  |
| 22-feb-99 | BEDUINO REC 077                 | 75,389.04     | 0.00     | 1,462.43 | 73,926.61    |                  |
| 22-feb-99 | ELLI REC 365                    | 73,926.61     | 0.00     | 1,462.43 | 72,464.18    |                  |
| 22-feb-99 | SUELDC REC 050                  | 72,464.18     | 0.00     | 1,600.00 | 70,864.18    |                  |
| 22-feb-99 | TRYBUS REC 647                  | 70,864.18     | 0.00     | 1,500.00 | 69,364.18    |                  |
| 22-feb-99 | CANTARD REC 040                 | 69,364.18     | 0.00     | 1,500.00 | 67,864.18    |                  |
| 22-feb-99 | LIMONTA REC 245                 | 67,864.18     | 0.00     | 1,462.43 | 66,401.75    |                  |
| 22-feb-99 | MICELLI REC 043                 | 66,401.75     | 0.00     | 1,822.43 | 64,579.32    |                  |
| 22-feb-99 | LESCANO REC 954                 | 64,579.32     | 0.00     | 2,000.00 | 62,579.32    |                  |
| 22-feb-99 | ETCHEVERRY FAC 345              | 62,579.32     | 0.00     | 1,552.43 | 61,026.89    |                  |
| 22-feb-99 | NITR REC 048                    | 61,026.89     | 0.00     | 1,500.00 | 59,526.89    |                  |
| 22-feb-99 | SARLI REC 111                   | 59,526.89     | 0.00     | 1,500.00 | 58,026.89    |                  |
| 22-feb-99 | SEORNE REC 328                  | 58,026.89     | 0.00     | 1,462.43 | 56,564.46    |                  |
| 22-feb-99 | FUNES CECILIA REC 041           | 56,564.46     | 0.00     | 1,600.00 | 54,964.46    |                  |
| 22-feb-99 | GODDY REC 56 Y 57               | 54,964.46     | 0.00     | 1,812.43 | 53,152.03    |                  |
| 22-feb-99 | LAFROSCIA REC 118               | 53,152.03     | 0.00     | 1,500.00 | 51,652.03    |                  |
| 22-feb-99 | LIÑAN REC 626                   | 51,652.03     | 0.00     | 1,462.43 | 50,189.60    |                  |
| 22-feb-99 | MAISONAVE REC 173               | 50,189.60     | 0.00     | 1,600.00 | 48,589.60    |                  |
| 22-feb-99 | SORIA REC 201                   | 48,589.60     | 0.00     | 2,362.43 | 46,227.17    |                  |
| 22-feb-99 | LESCANO, HORACIO REC 186        | 46,227.17     | 0.00     | 2,362.43 | 43,864.74    |                  |
| 22-feb-99 | VESPUCCI REC 284                | 43,864.74     | 0.00     | 2,362.43 | 41,502.31    |                  |
| 22-feb-99 | ACIAR REC 064                   | 41,502.31     | 0.00     | 2,092.43 | 39,409.88    |                  |
| 22-feb-99 | CORONEL REC 063                 | 39,409.88     | 0.00     | 1,552.43 | 37,857.45    |                  |
| 22-feb-99 | FADEL JUANA REC 290             | 37,857.45     | 0.00     | 1,600.00 | 36,257.45    |                  |
| 22-feb-99 | FADEL, JORGE REC 564            | 36,257.45     | 0.00     | 130.00   | 36,127.45    |                  |
| 22-feb-99 | FADEL, JORGE 553/557/562        | 36,127.45     | 0.00     | 390.00   | 35,737.45    |                  |
| 22-feb-99 | PMO PERSONAL-CATTANI, SANDRA    | 35,737.45     | 329.00   | 0.00     | 36,066.45    |                  |
| 23-feb-99 | PAGO JUICIO KLOKER C/CNAS       | 36,066.45     | 0.00     | 4,328.01 | 31,738.44    |                  |
| 23-feb-99 | PAGO JUICIO SATLER C/CNAS       | 31,738.44     | 0.00     | 2,392.99 | 29,345.45    |                  |
| 23-feb-99 | PERROTE REC 446                 | 29,345.45     | 0.00     | 2,488.43 | 26,857.02    |                  |
| 23-feb-99 | RAVETTA REC 182                 | 26,857.02     | 0.00     | 1,600.00 | 25,257.02    |                  |
| 23-feb-99 | BILLAUD REC 617                 | 25,257.02     | 0.00     | 2,812.00 | 22,445.02    |                  |
| 23-feb-99 | GIUSTO REC 040                  | 22,445.02     | 0.00     | 2,900.00 | 19,545.02    |                  |
| 23-feb-99 | GTOS. JUDICIALES DR. RAVETTA    | 19,545.02     | 0.00     | 82.40    | 19,462.62    |                  |
| 23-feb-99 | SANCHEZ FAC 37                  | 19,462.62     | 0.00     | 1,734.00 | 17,728.62    |                  |
| 23-feb-99 | CAJA CHICA N° 2/99 OP 280       | 17,728.62     | 0.00     | 3,485.35 | 14,243.27    |                  |
| 23-feb-99 | REND. CTA.MENDOZA -SEGURADO     | 14,243.27     | 0.00     | 704.64   | 13,538.63    |                  |
| 23-feb-99 | PMC. MUNIC. DE PARANA-CTA. 33   | 13,538.63     | 6,721.00 | 0.00     | 20,259.63    |                  |
| 24-feb-99 | PAGO JUICIO DOIG SCIACCA C/CNAS | 20,259.63     | 0.00     | 350.00   | 19,909.63    |                  |
| 24-feb-99 | PAGO JUICIO GRACIADIOS C/ CNAS  | 19,909.63     | 0.00     | 34.57    | 19,875.06    |                  |
| 24-feb-99 | PASAJES Y VIAT. DR. CRESPI      | 19,875.06     | 0.00     | 480.28   | 19,394.78    |                  |
| 25-feb-99 | PAGO JUICIO POMETO C/SAEZ       | 19,394.78     | 0.00     | 32.47    | 19,362.31    |                  |

PROY-SOI  
12237

ANEXO IV - ESTADO DE EVOLUCION DE LA CAJA

ANEXO II



| MESES     | CONCEPTO                      | SALDO INICIAL | DEBITOS    | CREDITOS | SALDO CUENTA | SALDO FINAL CAJA |
|-----------|-------------------------------|---------------|------------|----------|--------------|------------------|
| 25-feb-99 | GTOS. NOT. DE BONIS C/ECHAGUE | 19,362.31     | 0.00       | 60.00    | 19,302.31    |                  |
| 26-feb-99 | TRANSF CTA AHORRO 2560        | 19,302.31     | 15,000.00  | 0.00     | 34,302.31    |                  |
| 26-feb-99 | ALLIEVE FAC 119               | 34,302.31     | 0.00       | 3,300.00 | 31,002.31    |                  |
| 26-feb-99 | PASAJES Y VIAT. DR. BRAÑA     | 31,002.31     | 0.00       | 225.00   | 30,777.31    |                  |
| 01-mar-99 | JUICIO CARREIRA C/ SCHUSTER   | 30,777.31     | 0.00       | 475.46   | 30,301.85    |                  |
| 01-mar-99 | JUICIO REPETTO C/CAMPORESSI   | 30,301.85     | 0.00       | 80.00    | 30,221.85    |                  |
| 01-mar-99 | TRANSF DE CTA 2560            | 30,221.85     | 173,750.00 | 0.00     | 203,971.85   |                  |
| 01-mar-99 | AGROGLIANO SUELDO 02/99       | 203,971.85    | 0.00       | 765.67   | 203,206.18   |                  |
| 01-mar-99 | PMO. PERSONAL-PALOPOLI        | 203,206.18    | 360.00     | 0.00     | 203,566.18   |                  |
| 01-mar-99 | PMO. PERSONAL-VILGA           | 203,566.18    | 141.00     | 0.00     | 203,707.18   |                  |
| 02-mar-99 | JUICIO SABBATINI C/VEGLIO     | 203,707.18    | 0.00       | 108.60   | 203,598.58   |                  |
| 02-mar-99 | CREGO REC 39                  | 203,598.58    | 0.00       | 1,400.00 | 202,198.58   |                  |
| 02-mar-99 | LAGO MARCINO FAC 3            | 202,198.58    | 0.00       | 900.00   | 201,298.58   |                  |
| 02-mar-99 | PALMERO FAC 4                 | 201,298.58    | 0.00       | 3,200.00 | 198,098.58   |                  |
| 02-mar-99 | THOMAS REC 41                 | 198,098.58    | 0.00       | 1,500.00 | 196,598.58   |                  |
| 02-mar-99 | MASCADERI FAC 393             | 196,598.58    | 0.00       | 3,100.00 | 193,498.58   |                  |
| 02-mar-99 | PEREZ PAYA REC 7              | 193,498.58    | 0.00       | 2,500.00 | 190,998.58   |                  |
| 02-mar-99 | DEL POTRO FAC 40              | 190,998.58    | 0.00       | 2,500.00 | 188,498.58   |                  |
| 02-mar-99 | MOLINA REC 42                 | 188,498.58    | 0.00       | 1,750.00 | 186,748.58   |                  |
| 02-mar-99 | FERREYRA REC 50               | 186,748.58    | 0.00       | 2,500.00 | 184,248.58   |                  |
| 02-mar-99 | NOYER FAC 116                 | 184,248.58    | 0.00       | 2,500.00 | 181,748.58   |                  |
| 02-mar-99 | SPATAFO REC 41                | 181,748.58    | 0.00       | 2,500.00 | 179,248.58   |                  |
| 02-mar-99 | ROCCO CARLOS FAC 55           | 179,248.58    | 0.00       | 2,800.00 | 176,448.58   |                  |
| 02-mar-99 | FERNANDEZ PLACIDO REC 42      | 176,448.58    | 0.00       | 2,500.00 | 173,948.58   |                  |
| 02-mar-99 | HERMIDA FAC 98                | 173,948.58    | 0.00       | 3,600.00 | 170,348.58   |                  |
| 02-mar-99 | ARRIGHI REC 56                | 170,348.58    | 0.00       | 2,800.00 | 167,548.58   |                  |
| 02-mar-99 | BUFFA FAC 28                  | 167,548.58    | 0.00       | 1,000.00 | 166,548.58   |                  |
| 02-mar-99 | BRESSAN REC 61                | 166,548.58    | 0.00       | 2,850.00 | 163,698.58   |                  |
| 02-mar-99 | SOBREIRO REC 14               | 163,698.58    | 0.00       | 850.00   | 162,848.58   |                  |
| 02-mar-99 | MAICANA REC 43                | 162,848.58    | 0.00       | 950.00   | 161,898.58   |                  |
| 02-mar-99 | LAURIA REC 41                 | 161,898.58    | 0.00       | 1,700.00 | 160,198.58   |                  |
| 02-mar-99 | ESTEVEZ REC 491               | 160,198.58    | 0.00       | 2,500.00 | 157,698.58   |                  |
| 02-mar-99 | GIGLIOTTI FAC 2               | 157,698.58    | 0.00       | 900.00   | 156,798.58   |                  |
| 02-mar-99 | MEDINA REC 17                 | 156,798.58    | 0.00       | 1,500.00 | 155,298.58   |                  |
| 02-mar-99 | TALLERICO REC 110             | 155,298.58    | 0.00       | 2,600.00 | 152,698.58   |                  |
| 02-mar-99 | MOSTERO FAC 391               | 152,698.58    | 0.00       | 2,850.00 | 149,848.58   |                  |
| 02-mar-99 | CAFFARO REC 42                | 149,848.58    | 0.00       | 1,400.00 | 148,448.58   |                  |
| 02-mar-99 | BORTON REC 349                | 148,448.58    | 0.00       | 2,700.00 | 145,748.58   |                  |
| 02-mar-99 | DARRIEA REC 322               | 145,748.58    | 0.00       | 1,800.00 | 143,948.58   |                  |
| 02-mar-99 | WRIGHT REC 67                 | 143,948.58    | 0.00       | 1,950.00 | 141,998.58   |                  |
| 02-mar-99 | BACHULE REC 18                | 141,998.58    | 0.00       | 1,900.00 | 140,098.58   |                  |
| 02-mar-99 | SUBZAR REC 131                | 140,098.58    | 0.00       | 3,500.00 | 136,598.58   |                  |
| 02-mar-99 | ROTTER REC 39                 | 136,598.58    | 0.00       | 2,500.00 | 134,098.58   |                  |
| 02-mar-99 | LACORTE REC 39                | 134,098.58    | 0.00       | 1,100.00 | 132,998.58   |                  |
| 02-mar-99 | MARTINI REC 42                | 132,998.58    | 0.00       | 1,800.00 | 131,198.58   |                  |
| 02-mar-99 | ZEBALLOS REC 46               | 131,198.58    | 0.00       | 1,050.00 | 130,148.58   |                  |
| 02-mar-99 | BEHOTEGUY REC 42              | 130,148.58    | 0.00       | 1,400.00 | 128,748.58   |                  |
| 02-mar-99 | SAAVEDRA REC 19               | 128,748.58    | 0.00       | 1,000.00 | 127,748.58   |                  |
| 02-mar-99 | BLANDA REC 57                 | 127,748.58    | 0.00       | 2,900.00 | 124,848.58   |                  |

PROY-SOI  
12237



ANEXO IV - ESTADO DE EVOLUCION DE LA CAJA

ANEXO II



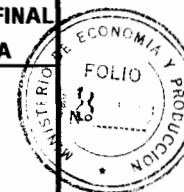
| MESES     | CONCEPTO                     | SALDO INICIAL | DEBITOS    | CREDITOS | SALDO CUENTA | SALDO FINAL CAJA |
|-----------|------------------------------|---------------|------------|----------|--------------|------------------|
| 02-mar-99 | GATILS REC 105               | 124,848.58    | 0.00       | 3,000.00 | 121,848.58   |                  |
| 02-mar-99 | SEGL RADO FAC 7              | 121,848.58    | 0.00       | 1,100.00 | 120,748.58   |                  |
| 02-mar-99 | LOPEZ FERNANDEZ REC 64       | 120,748.58    | 0.00       | 3,000.00 | 117,748.58   |                  |
| 02-mar-99 | BUSSO REC 96                 | 117,748.58    | 0.00       | 6,000.00 | 111,748.58   |                  |
| 02-mar-99 | MORRAZO REC 43               | 111,748.58    | 0.00       | 1,300.00 | 110,448.58   |                  |
| 02-mar-99 | VITALE FEC 20                | 110,448.58    | 0.00       | 1,450.00 | 108,998.58   |                  |
| 02-mar-99 | BENITEZ FAC 42               | 108,998.58    | 0.00       | 1,000.00 | 107,998.58   |                  |
| 02-mar-99 | VELASQUE REC 57              | 107,998.58    | 0.00       | 1,500.00 | 106,498.58   |                  |
| 02-mar-99 | MARTINEZ REC 108             | 106,498.58    | 0.00       | 2,800.00 | 103,698.58   |                  |
| 02-mar-99 | CAFFARONE REC 41             | 103,698.58    | 0.00       | 1,400.00 | 102,298.58   |                  |
| 02-mar-99 | CAAMAÑO FAC 35               | 102,298.58    | 0.00       | 1,250.00 | 101,048.58   |                  |
| 02-mar-99 | ALVAREZ REC 47               | 101,048.58    | 0.00       | 1,150.00 | 99,898.58    |                  |
| 02-mar-99 | MASSOLO REC 41               | 99,898.58     | 0.00       | 2,200.00 | 97,698.58    |                  |
| 02-mar-99 | FERNANDEZ RICARDO REC 82     | 97,698.58     | 0.00       | 4,000.00 | 93,698.58    |                  |
| 02-mar-99 | ROCIO PABLO FAC 45           | 93,698.58     | 0.00       | 3,000.00 | 90,698.58    |                  |
| 02-mar-99 | CATTINARI FAC 9              | 90,698.58     | 0.00       | 900.00   | 89,798.58    |                  |
| 02-mar-99 | RODRIGUEZ CARDO FAC 35       | 89,798.58     | 0.00       | 1,400.00 | 88,398.58    |                  |
| 02-mar-99 | MENEM REC 13                 | 88,398.58     | 0.00       | 2,700.00 | 85,698.58    |                  |
| 02-mar-99 | ADANI REC 94                 | 85,698.58     | 0.00       | 2,850.00 | 82,848.58    |                  |
| 02-mar-99 | PUJOL FAC 14                 | 82,848.58     | 0.00       | 1,200.00 | 81,648.58    |                  |
| 02-mar-99 | LLANOS FAC 273               | 81,648.58     | 0.00       | 4,000.00 | 77,648.58    |                  |
| 02-mar-99 | GESUALDO REC 465             | 77,648.58     | 0.00       | 4,000.00 | 73,648.58    |                  |
| 02-mar-99 | BLANCO REC 42                | 73,648.58     | 0.00       | 2,600.00 | 71,048.58    |                  |
| 02-mar-99 | SANZ FAC 74                  | 71,048.58     | 0.00       | 2,500.00 | 68,548.58    |                  |
| 02-mar-99 | BUTTY REC 12                 | 68,548.58     | 0.00       | 1,100.00 | 67,448.58    |                  |
| 02-mar-99 | LAREGINA FAC 457             | 67,448.58     | 0.00       | 4,150.00 | 63,298.58    |                  |
| 02-mar-99 | SPINELLA FAC 45              | 63,298.58     | 0.00       | 2,700.00 | 60,598.58    |                  |
| 02-mar-99 | CANDIA REC 109               | 60,598.58     | 0.00       | 1,700.00 | 58,898.58    |                  |
| 02-mar-99 | BRUNO REC 44                 | 58,898.58     | 0.00       | 2,500.00 | 56,398.58    |                  |
| 02-mar-99 | DEL VECCHIO FAC 47           | 56,398.58     | 0.00       | 2,500.00 | 53,898.58    |                  |
| 02-mar-99 | CARBONELL REC 42             | 53,898.58     | 0.00       | 2,800.00 | 51,098.58    |                  |
| 02-mar-99 | CORTEZ REC 331               | 51,098.58     | 0.00       | 4,600.00 | 46,498.58    |                  |
| 02-mar-99 | GULLY REC 211                | 46,498.58     | 0.00       | 1,900.00 | 44,598.58    |                  |
| 02-mar-99 | ALFARO REC 118               | 44,598.58     | 0.00       | 2,500.00 | 42,098.58    |                  |
| 02-mar-99 | BARRAGAN REC 42              | 42,098.58     | 0.00       | 2,500.00 | 39,598.58    |                  |
| 02-mar-99 | BAIER FAC 121                | 39,598.58     | 0.00       | 1,800.00 | 37,798.58    |                  |
| 02-mar-99 | DE SIMONE FAC 19             | 37,798.58     | 0.00       | 1,900.00 | 35,898.58    |                  |
| 02-mar-99 | LASCANO REC 22               | 35,898.58     | 0.00       | 1,600.00 | 34,298.58    |                  |
| 02-mar-99 | PASAJES Y VIAT. DR. CRESPI   | 34,298.58     | 0.00       | 352.96   | 33,945.62    |                  |
| 02-mar-99 | LLARENA LIBRA SUELDO 02/99   | 33,945.62     | 0.00       | 6,119.76 | 27,825.86    |                  |
| 02-mar-99 | KUFFER FAC 59                | 27,825.86     | 0.00       | 2,500.00 | 25,325.86    |                  |
| 02-mar-99 | MARTINOIA REC 80             | 25,325.86     | 0.00       | 1,950.00 | 23,375.86    |                  |
| 02-mar-99 | GTC.S. NOT. LEANZA C/MUÑOZ   | 23,375.86     | 0.00       | 60.00    | 23,315.86    |                  |
| 02-mar-99 | CRÉD. HIPOTEC. Y SEG. VIDA   | 23,315.86     | 0.00       | 171.09   | 23,144.77    |                  |
| 03-mar-99 | CTA AHORRO 2560              | 23,144.77     | 25,000.00  | 0.00     | 48,144.77    |                  |
| 03-mar-99 | CTA AHORRO 2560              | 48,144.77     | 154,770.49 | 0.00     | 202,915.26   |                  |
| 03-mar-99 | CTE.OP. ACEVEDO SUELDO 02/99 | 202,915.26    | 0.00       | 6,651.82 | 196,263.44   |                  |
| 03-mar-99 | MANIT. EDIF. CANTERO FAC 001 | 196,263.44    | 0.00       | 9,680.00 | 186,583.44   |                  |
| 03-mar-99 | LO TARTARO REC 15            | 186,583.44    | 0.00       | 2,900.00 | 183,683.44   |                  |

PROY-SOI  
12237



## ANEXO IV - ESTADO DE EVOLUCION DE LA CAJA

ANEXO II



| MESES     | CONCEPTO                         | SALDO INICIAL | DEBITOS   | CREDITOS   | SALDO CUENTA | SALDO FINAL CAJA |
|-----------|----------------------------------|---------------|-----------|------------|--------------|------------------|
| 03-mar-99 | COOP. DE TRAB. FAC 072           | 183,683.44    | 0.00      | 3,764.30   | 179,919.14   |                  |
| 03-mar-99 | PAS. Y VIAT. ASES. VS.- MENDOZA  | 179,919.14    | 0.00      | 2,814.00   | 177,105.14   |                  |
| 03-mar-99 | GTOS. NOT. BARRIOS C/CAMPITI     | 177,105.14    | 0.00      | 70.00      | 177,035.14   |                  |
| 03-mar-99 | REINT. GTOS. FERNANDEZ, ROB.     | 177,035.14    | 1,167.93  | 0.00       | 178,203.07   |                  |
| 04-mar-99 | PAGO DE CTA. EMBARGO             | 178,203.07    | 0.00      | 154,770.49 | 23,432.58    |                  |
| 04-mar-99 | TRANSF CTA AHORRO 2560           | 23,432.58     | 25,050.00 | 0.00       | 48,482.58    |                  |
| 04-mar-99 | FERFER FAC 003                   | 48,482.58     | 0.00      | 1,888.43   | 46,594.15    |                  |
| 04-mar-99 | ALLIEVI FAC 120                  | 46,594.15     | 0.00      | 3,300.00   | 43,294.15    |                  |
| 04-mar-99 | GALLEANO REC 1048                | 43,294.15     | 0.00      | 1,462.43   | 41,831.72    |                  |
| 04-mar-99 | DEV. RET. CORONEL JUAN A.        | 41,831.72     | 0.00      | 168.00     | 41,663.72    |                  |
| 04-mar-99 | DEV. RET. DESHAYS ALFREDO        | 41,663.72     | 0.00      | 157.50     | 41,506.22    |                  |
| 04-mar-99 | TABEITA REC 166                  | 41,506.22     | 0.00      | 2,600.00   | 38,906.22    |                  |
| 04-mar-99 | ANGULO FAC 61                    | 38,906.22     | 0.00      | 3,950.00   | 34,956.22    |                  |
| 04-mar-99 | ARRIGO FAC 44                    | 34,956.22     | 0.00      | 1,900.00   | 33,056.22    |                  |
| 04-mar-99 | FERNANDEZ ROBERTO REC 102        | 33,056.22     | 0.00      | 2,800.00   | 30,256.22    |                  |
| 04-mar-99 | CAMPAGNOLI FAC 15                | 30,256.22     | 0.00      | 800.00     | 29,456.22    |                  |
| 04-mar-99 | BAEZA FAC 009                    | 29,456.22     | 0.00      | 1,300.00   | 28,156.22    |                  |
| 04-mar-99 | LUTTERAL FAC 61                  | 28,156.22     | 0.00      | 2,900.00   | 25,256.22    |                  |
| 04-mar-99 | GONZALEZ JORGE REC 40            | 25,256.22     | 0.00      | 3,000.00   | 22,256.22    |                  |
| 04-mar-99 | NIGLIAN FAC 012                  | 22,256.22     | 0.00      | 145.00     | 22,111.22    |                  |
| 04-mar-99 | COUZO REC 114                    | 22,111.22     | 0.00      | 2,300.00   | 19,811.22    |                  |
| 04-mar-99 | VIATICOS CATAM.-LLARENA LIBRA    | 19,811.22     | 0.00      | 500.00     | 19,311.22    |                  |
| 04-mar-99 | CRESPI REC 501                   | 19,311.22     | 0.00      | 3,500.00   | 15,811.22    |                  |
| 04-mar-99 | PMO. PERSONAL-FOX, JUAN C.       | 15,811.22     | 470.00    | 0.00       | 16,281.22    |                  |
| 05-mar-99 | PAGO JUICIO LOPEZ C/CNAS         | 16,281.22     | 0.00      | 80.00      | 16,201.22    |                  |
| 05-mar-99 | CTA AHORRO 2560                  | 16,201.22     | 25,000.00 | 0.00       | 41,201.22    |                  |
| 05-mar-99 | MANT. EDIF. EMARG FAC 519        | 41,201.22     | 0.00      | 7,165.02   | 34,036.20    |                  |
| 05-mar-99 | ASOCIACION BANCARIA 02 / 99      | 34,036.20     | 0.00      | 26.57      | 34,009.63    |                  |
| 05-mar-99 | TELECTRONICA S.A. REC 11158      | 34,009.63     | 0.00      | 6,979.28   | 27,030.35    |                  |
| 08-mar-99 | JUICIO SAAVED. C/ FERRER VERA    | 27,030.35     | 0.00      | 280.43     | 26,749.92    |                  |
| 08-mar-99 | JUICIO ROLON S. C/ FERRER VERA   | 26,749.92     | 0.00      | 138.23     | 26,611.69    |                  |
| 08-mar-99 | PAGO JUICIO BANEGAS C/CNAS       | 26,611.69     | 0.00      | 861.37     | 25,750.32    |                  |
| 08-mar-99 | RECUP. DR GESUALDO               | 25,750.32     | 3,946.41  | 0.00       | 29,696.73    |                  |
| 09-mar-99 | JUICIO BAITELLO C/CISARUK        | 29,696.73     | 0.00      | 178.00     | 29,518.73    |                  |
| 09-mar-99 | PAS. Y VIAT. DR. BRAÑA E.        | 29,518.73     | 0.00      | 225.45     | 29,293.28    |                  |
| 09-mar-99 | BRAÑA REC 20                     | 29,293.28     | 0.00      | 3,300.00   | 25,993.28    |                  |
| 09-mar-99 | BALLAUZ REC 39                   | 25,993.28     | 0.00      | 4,000.00   | 21,993.28    |                  |
| 09-mar-99 | OBRA SOCIAL FEBRERO/99           | 21,993.28     | 0.00      | 459.92     | 21,533.36    |                  |
| 09-mar-99 | RIESGO DE TRABAJO FEB.99         | 21,533.36     | 0.00      | 106.29     | 21,427.07    |                  |
| 09-mar-99 | COLLADOS FAC 114                 | 21,427.07     | 0.00      | 2,000.00   | 19,427.07    |                  |
| 09-mar-99 | CAJA CHICA N° 3                  | 19,427.07     | 0.00      | 3,073.61   | 16,353.46    |                  |
| 09-mar-99 | ALVAREZ FAC. VARIAS.             | 16,353.46     | 0.00      | 830.00     | 15,523.46    |                  |
| 09-mar-99 | GTOS. NOT. CASTIÑEIRAS C/GALARZA | 15,523.46     | 0.00      | 60.00      | 15,463.46    |                  |
| 10-mar-99 | CTA AHORRO 2560                  | 15,463.46     | 11,220.00 | 0.00       | 26,683.46    |                  |
| 10-mar-99 | DIAZ MARTINEZ REC 255            | 26,683.46     | 0.00      | 2,000.00   | 24,683.46    |                  |
| 10-mar-99 | DIAZ MARTINEZ REC 254            | 24,683.46     | 0.00      | 2,000.00   | 22,683.46    |                  |
| 10-mar-99 | DEV RET. MONTOYA, G.             | 22,683.46     | 0.00      | 178.50     | 22,504.96    |                  |
| 10-mar-99 | PASANTIAS FAC. DERECHO           | 22,504.96     | 0.00      | 11,220.00  | 11,284.96    |                  |
| 10-mar-99 | SEGURO LEY CONT. DE TRABAJO      | 11,284.96     | 0.00      | 10.04      | 11,274.92    |                  |

PROY-SOI  
12237

## ANEXO IV - ESTADO DE EVOLUCION DE LA CAJA

## ANEXO II



| MESES     | CONCEPTO                            | SALDO INICIAL | DEBITOS   | CREDITOS | SALDO CUENTA | SALDO FINAL CAJA |
|-----------|-------------------------------------|---------------|-----------|----------|--------------|------------------|
| 10-mar-99 | SEGURO DE VIDA COLECTIVO            | 11,274.92     | 0.00      | 16.85    | 11,258.07    |                  |
| 10-mar-99 | PASAJES Y VIATICOS DR. BRAÑA        | 11,258.07     | 0.00      | 374.50   | 10,883.57    |                  |
| 10-mar-99 | VIAJE TUCUMAN Y SGO.DR CRESPI       | 10,883.57     | 0.00      | 716.38   | 10,167.19    |                  |
| 11-mar-99 | TRANSF. A DOLARES                   | 10,167.19     | 0.00      | 500.00   | 9,667.19     |                  |
| 11-mar-99 | PAS. Y VIAT. SAN LUIS-DR. BRESSAN.  | 9,667.19      | 0.00      | 48.30    | 9,618.89     |                  |
| 11-mar-99 | GTOS. DE MOVILIDAD DR GIUSTO        | 9,618.89      | 0.00      | 186.00   | 9,432.89     |                  |
| 12-mar-99 | PAGO JUICIO BARRIOS C/BARONE        | 9,432.89      | 0.00      | 88.36    | 9,344.53     |                  |
| 12-mar-99 | PAGO JUICIO GALVEZ C/ DELGADO       | 9,344.53      | 0.00      | 23.30    | 9,321.23     |                  |
| 12-mar-99 | CAPIEL FEC 510                      | 9,321.23      | 0.00      | 1,100.00 | 8,221.23     |                  |
| 12-mar-99 | GTOS. NOTARIAL. BIASI C/BOLIVAR     | 8,221.23      | 0.00      | 70.00    | 8,151.23     |                  |
| 12-mar-99 | RECUP. JUICIOS DRA GONZALEZ         | 8,151.23      | 1,210.00  | 0.00     | 9,361.23     |                  |
| 12-mar-99 | RECUP. JUICIO DRA. FADEL            | 9,361.23      | 150.00    | 0.00     | 9,511.23     |                  |
| 12-mar-99 | RECUP. JUICIO DR BARBOT             | 9,511.23      | 80.45     | 0.00     | 9,591.68     |                  |
| 12-mar-99 | RECUP. JUICIO DR BARBOT             | 9,591.68      | 125.00    | 0.00     | 9,716.68     |                  |
| 12-mar-99 | RECUP. JUICIO DR DESHAYS            | 9,716.68      | 22.64     | 0.00     | 9,739.32     |                  |
| 12-mar-99 | RECUP. JUICIO DRA ANA LOPEZ         | 9,739.32      | 505.50    | 0.00     | 10,244.82    |                  |
| 15-mar-99 | JUNCADELLA FAC 29518                | 10,244.82     | 0.00      | 76.73    | 10,168.09    |                  |
| 15-mar-99 | JUNCADELLA FAC 29534                | 10,168.09     | 0.00      | 70.83    | 10,097.26    |                  |
| 15-mar-99 | REC. JUICIO AIMONE H C/CNAS         | 10,097.26     | 1,467.37  | 0.00     | 11,564.63    |                  |
| 15-mar-99 | REC. JUICIO CLAUSSI H C/CNAS        | 11,564.63     | 1,040.00  | 0.00     | 12,604.63    |                  |
| 15-mar-99 | PMO. PERSONAL-SPERZAGNI, A.         | 12,604.63     | 263.00    | 0.00     | 12,867.63    |                  |
| 16-mar-99 | PMO. PERSONAL-ITUARTE, CARLOS       | 12,867.63     | 331.00    | 0.00     | 13,198.63    |                  |
| 16-mar-99 | PMO. PERSONAL-CRISTALDO, F.         | 13,198.63     | 105.00    | 0.00     | 13,303.63    |                  |
| 17-mar-99 | CTA AHORRO 2560                     | 13,303.63     | 16,912.74 | 0.00     | 30,216.37    |                  |
| 17-mar-99 | FADEL JORGE REC 563                 | 30,216.37     | 0.00      | 130.00   | 30,086.37    |                  |
| 17-mar-99 | FADEL JORGE REC. 565/7/8/9/70/71/72 | 30,086.37     | 0.00      | 810.00   | 29,276.37    |                  |
| 17-mar-99 | FADEL JORGE REC. 574/5/6/7/9/80     | 29,276.37     | 0.00      | 680.00   | 28,596.37    |                  |
| 17-mar-99 | FADEL REC 566-573-578               | 28,596.37     | 0.00      | 290.00   | 28,306.37    |                  |
| 18-mar-99 | TRANSF CTA AHORRO 2560              | 28,306.37     | 15,000.00 | 0.00     | 43,306.37    |                  |
| 18-mar-99 | CAPIEL REC 511                      | 43,306.37     | 0.00      | 1,100.00 | 42,206.37    |                  |
| 18-mar-99 | GTOS. JUDIC. DR. ETCHEVERRY         | 42,206.37     | 0.00      | 5.45     | 42,200.92    |                  |
| 18-mar-99 | BARBOT FAC 284                      | 42,200.92     | 0.00      | 1,732.43 | 40,468.49    |                  |
| 18-mar-99 | SEOANE REC 331                      | 40,468.49     | 0.00      | 1,462.43 | 39,006.06    |                  |
| 18-mar-99 | LIMONTA REC 248                     | 39,006.06     | 0.00      | 1,462.43 | 37,543.63    |                  |
| 18-mar-99 | ARGUELLO PITT REC 651               | 37,543.63     | 0.00      | 2,450.00 | 35,093.63    |                  |
| 18-mar-99 | CAREO REC 004                       | 35,093.63     | 0.00      | 750.00   | 34,343.63    |                  |
| 18-mar-99 | GARCIA FLORES REC 67                | 34,343.63     | 0.00      | 1,050.00 | 33,293.63    |                  |
| 18-mar-99 | CANTARO REC 41                      | 33,293.63     | 0.00      | 1,500.00 | 31,793.63    |                  |
| 18-mar-99 | LOPEZ ANA FAC 85                    | 31,793.63     | 0.00      | 1,800.00 | 29,993.63    |                  |
| 18-mar-99 | REDI REC 66                         | 29,993.63     | 0.00      | 2,500.00 | 27,493.63    |                  |
| 18-mar-99 | APORTES SORIA ENERO/99              | 27,493.63     | 0.00      | 500.00   | 26,993.63    |                  |
| 18-mar-99 | APORTES VESPUCCI ENERO/99           | 26,993.63     | 0.00      | 500.00   | 26,493.63    |                  |
| 18-mar-99 | ALVAREZ FAC 38/9/40                 | 26,493.63     | 0.00      | 510.00   | 25,983.63    |                  |
| 18-mar-99 | COUSELO FAC 44                      | 25,983.63     | 0.00      | 656.00   | 25,327.63    |                  |
| 18-mar-99 | NIGOLIAN FAC 14                     | 25,327.63     | 0.00      | 145.00   | 25,182.63    |                  |
| 18-mar-99 | CAPIEL REC 512                      | 25,182.63     | 0.00      | 1,100.00 | 24,082.63    |                  |
| 18-mar-99 | APORTES REDI FEBRERO/99             | 24,082.63     | 0.00      | 500.00   | 23,582.63    |                  |
| 18-mar-99 | APORTES REDI ENERO/99               | 23,582.63     | 0.00      | 500.00   | 23,082.63    |                  |
| 18-mar-99 | APORTES FERRER ENERO/99             | 23,082.63     | 0.00      | 320.00   | 22,762.63    |                  |

BOY-S01

12237

ANEXO IV - ESTADO DE EVOLUCION DE LA CAJA

ANEXO II



| MESES     | CONCEPTO                         | SALDO INICIAL | DEBITOS   | CREDITOS  | SALDO CUENTA | SALDO FINAL CAJA |
|-----------|----------------------------------|---------------|-----------|-----------|--------------|------------------|
| 18-mar-99 | PMO. PERSONAL-PALERMO, C.        | 22,762.63     | 96.00     | 0.00      | 22,858.63    |                  |
| 19-mar-99 | PAGO JUICIO SOTTER R. C/ CNAS    | 22,858.63     | 0.00      | 6,721.00  | 16,137.63    |                  |
| 19-mar-99 | AJUSTE DIF.CAJA                  | 16,137.63     | 0.53      | 0.00      | 16,138.16    |                  |
| 19-mar-99 | PORCHIA FAC 50                   | 16,138.16     | 0.00      | 280.00    | 15,858.16    |                  |
| 19-mar-99 | RAVETTA REC 184                  | 15,858.16     | 0.00      | 1,600.00  | 14,258.16    |                  |
| 19-mar-99 | MONTOYA REC 327                  | 14,258.16     | 0.00      | 1,642.43  | 12,615.73    |                  |
| 19-mar-99 | GESTORA MORAN FAC 1050           | 12,615.73     | 0.00      | 110.00    | 12,505.73    |                  |
| 19-mar-99 | GTOS JUDICIALES DR. GIUSTO       | 12,505.73     | 0.00      | 288.10    | 12,217.63    |                  |
| 19-mar-99 | BILLAUD REC 628                  | 12,217.63     | 0.00      | 2,812.43  | 9,405.20     |                  |
| 19-mar-99 | MONTOYA REC 331                  | 9,405.20      | 0.00      | 1,642.43  | 7,762.77     |                  |
| 19-mar-99 | GIUSTO REC 41                    | 7,762.77      | 0.00      | 2,900.00  | 4,862.77     |                  |
| 19-mar-99 | PMO. PERSONAL-KRYKSMAN, S.       | 4,862.77      | 200.00    | 0.00      | 5,062.77     |                  |
| 19-mar-99 | PMO. MUNIC. DE PARANA-CUOTA 34   | 5,062.77      | 6,721.00  | 0.00      | 11,783.77    |                  |
| 22-mar-99 | TRANSF CTA AHORRO 2560           | 11,783.77     | 28,612.44 | 0.00      | 40,396.21    |                  |
| 22-mar-99 | TRANSF CTA AHORRO 2560           | 40,396.21     | 28,612.44 | 0.00      | 69,008.65    |                  |
| 22-mar-99 | GTOS JUDICIALES DRA FUNES        | 69,008.65     | 0.00      | 13.00     | 68,995.65    |                  |
| 22-mar-99 | GTOS. JUDIC. DR. LESCANO         | 68,995.65     | 0.00      | 1,820.00  | 67,175.65    |                  |
| 22-mar-99 | NITRI REC 49                     | 67,175.65     | 0.00      | 1,500.00  | 65,675.65    |                  |
| 22-mar-99 | SARLI REC 112                    | 65,675.65     | 0.00      | 1,500.00  | 64,175.65    |                  |
| 22-mar-99 | ELLI REC 367                     | 64,175.65     | 0.00      | 1,462.43  | 62,713.22    |                  |
| 22-mar-99 | BERTONE REC 300                  | 62,713.22     | 0.00      | 2,362.43  | 60,350.79    |                  |
| 22-mar-99 | MAISONI JAVE REC 174             | 60,350.79     | 0.00      | 1,600.00  | 58,750.79    |                  |
| 22-mar-99 | FADEL REC 291                    | 58,750.79     | 0.00      | 1,600.00  | 57,150.79    |                  |
| 22-mar-99 | SAMOCACHAN REC 63                | 57,150.79     | 0.00      | 750.00    | 56,400.79    |                  |
| 22-mar-99 | CORONEL REC.64                   | 56,400.79     | 0.00      | 1,552.43  | 54,848.36    |                  |
| 22-mar-99 | SUELDO REC 001                   | 54,848.36     | 0.00      | 1,600.00  | 53,248.36    |                  |
| 22-mar-99 | FUNES CECILIA REC 42             | 53,248.36     | 0.00      | 1,600.00  | 51,648.36    |                  |
| 22-mar-99 | GALDEANO REC 1054                | 51,648.36     | 0.00      | 1,462.43  | 50,185.93    |                  |
| 22-mar-99 | ETCHEVERRY FAC 348               | 50,185.93     | 0.00      | 1,552.43  | 48,633.50    |                  |
| 22-mar-99 | LESCANO CARLOS REC 55            | 48,633.50     | 0.00      | 2,000.00  | 46,633.50    |                  |
| 22-mar-99 | BEDUINO REC 80                   | 46,633.50     | 0.00      | 1,462.43  | 45,171.07    |                  |
| 22-mar-99 | LAFROSCIA REC 119                | 45,171.07     | 0.00      | 1,500.00  | 43,671.07    |                  |
| 22-mar-99 | LIÑAN REC 632                    | 43,671.07     | 0.00      | 1,462.43  | 42,208.64    |                  |
| 22-mar-99 | GODOY REC 59                     | 42,208.64     | 0.00      | 1,462.43  | 40,746.21    |                  |
| 22-mar-99 | GTOS. JUD. SILVIA BELLO          | 40,746.21     | 0.00      | 150.00    | 40,596.21    |                  |
| 22-mar-99 | GODOY REC 60                     | 40,596.21     | 0.00      | 350.00    | 40,246.21    |                  |
| 22-mar-99 | TRANSF CTA AHORRO 2560           | 40,246.21     | 0.00      | 28,612.44 | 11,633.77    |                  |
| 23-mar-99 | EMBARGO CAZAU BON C/YESILCIMEN   | 11,633.77     | 0.00      | 5,676.00  | 5,957.77     |                  |
| 23-mar-99 | EMBARGO. CAZAU BON C/YESILCIMEN  | 5,957.77      | 0.00      | 900.00    | 5,057.77     |                  |
| 23-mar-99 | TRANSF. A DOLARES                | 5,057.77      | 0.00      | 400.00    | 4,657.77     |                  |
| 23-mar-99 | PASAJY VIAT.DRES. CRESPI Y BRAÑA | 4,657.77      | 0.00      | 732.54    | 3,925.23     |                  |
| 23-mar-99 | PASAJY VIAT. CRESPI Y BRAÑA      | 3,925.23      | 0.00      | 306.26    | 3,618.97     |                  |
| 23-mar-99 | GTOS.DE MOV. CRESPI Y BRAÑA      | 3,618.97      | 0.00      | 245.40    | 3,373.57     |                  |
| 23-mar-99 | TRANSF. DRA ANA LOPEZ            | 3,373.57      | 5,676.00  | 0.00      | 9,049.57     |                  |
| 23-mar-99 | TRANSF. DR DESHAYS               | 9,049.57      | 900.00    | 0.00      | 9,949.57     |                  |
| 24-mar-99 | TRANSF DE CTA AHORRO 2560        | 9,949.57      | 15,000.00 | 0.00      | 24,949.57    |                  |
| 24-mar-99 | TRANSF DE CTA AHORRO 2560        | 24,949.57     | 20,535.44 | 0.00      | 45,485.01    |                  |
| 24-mar-99 | GTOS. N.T. CABRERA C/ZINKO       | 45,485.01     | 0.00      | 70.00     | 45,415.01    |                  |
| 24-mar-99 | ALVAREZ FAC. 047/50/12/4/5/6     | 45,415.01     | 0.00      | 1,240.00  | 44,175.01    |                  |

PROY-SOI  
12237

ANEXO IV - ESTADO DE EVOLUCION DE LA CAJA

ANEXO II




| MESES     | CONCEPTO                           | SALDO INICIAL | DEBITOS    | CREDITOS  | SALDO CUENTA | SALDO FINAL CAJA |
|-----------|------------------------------------|---------------|------------|-----------|--------------|------------------|
| 25-mar-99 | PAGO JUICIO ROJAS C/CNAS           | 44,175.01     | 0.00       | 150.00    | 44,025.01    |                  |
| 25-mar-99 | PAGO JUICIO GOMEZ C/OCASA          | 44,025.01     | 0.00       | 25.38     | 43,999.63    |                  |
| 25-mar-99 | PAGO JUICIO GOMEZ C/OCASA          | 43,999.63     | 0.00       | 684.93    | 43,314.70    |                  |
| 25-mar-99 | PAGO JUICIO TESTI C/IGARZABAL      | 43,314.70     | 0.00       | 200.00    | 43,114.70    |                  |
| 25-mar-99 | PAGO JUICIO LOPEZ C/ A.A.          | 43,114.70     | 0.00       | 330.88    | 42,783.82    |                  |
| 25-mar-99 | PAGO JUICIO SILVA C/CELSI          | 42,783.82     | 0.00       | 2,657.80  | 40,126.02    |                  |
| 25-mar-99 | PAGO JUICIO MARCHIONATTI C/E. ARG. | 40,126.02     | 0.00       | 2,339.75  | 37,786.27    |                  |
| 25-mar-99 | PAGO JUICIO ROMANO C/CNAS          | 37,786.27     | 0.00       | 552.24    | 37,234.03    |                  |
| 25-mar-99 | PAGO JUICIO ACCURSIC/MILLA         | 37,234.03     | 0.00       | 6,906.33  | 30,327.70    |                  |
| 25-mar-99 | PAGO JUICIO AGUERO C/CNAS          | 30,327.70     | 0.00       | 977.27    | 29,350.43    |                  |
| 25-mar-99 | TRANSF DE CTA 2560                 | 29,350.43     | 13,783.39  | 0.00      | 43,133.82    |                  |
| 25-mar-99 | SAINT MARTIN REC 728               | 43,133.82     | 0.00       | 1,732.43  | 41,401.39    |                  |
| 25-mar-99 | MICELLI REC 44                     | 41,401.39     | 0.00       | 1,822.43  | 39,578.96    |                  |
| 25-mar-99 | ECHAVE REC 567                     | 39,578.96     | 0.00       | 1,500.00  | 38,078.96    |                  |
| 25-mar-99 | FERRER FAC 005                     | 38,078.96     | 0.00       | 1,888.43  | 36,190.53    |                  |
| 25-mar-99 | TRYBJS REC 649                     | 36,190.53     | 0.00       | 1,500.00  | 34,690.53    |                  |
| 25-mar-99 | GTOS. JUDIC. DRA. LOPEZ ANA        | 34,690.53     | 0.00       | 10.00     | 34,680.53    |                  |
| 25-mar-99 | DESAYUNOS REC 85                   | 34,680.53     | 0.00       | 1,462.43  | 33,218.10    |                  |
| 25-mar-99 | LOPEZ ANA FAC 86                   | 33,218.10     | 0.00       | 1,800.00  | 31,418.10    |                  |
| 25-mar-99 | APORTES FERRER 02/99               | 31,418.10     | 0.00       | 320.00    | 31,098.10    |                  |
| 25-mar-99 | LESCANO HORACIO REC 190            | 31,098.10     | 0.00       | 2,362.43  | 28,735.67    |                  |
| 25-mar-99 | SEG. PERS. ESTADO 02/99            | 28,735.67     | 0.00       | 5.64      | 28,730.03    |                  |
| 25-mar-99 | GTOS DE MOVILIDAD DR. RAVETTA      | 28,730.03     | 0.00       | 493.50    | 28,236.53    |                  |
| 25-mar-99 | SORIA REC 202                      | 28,236.53     | 0.00       | 2,182.43  | 26,054.10    |                  |
| 25-mar-99 | VESPUCCI REC 286                   | 26,054.10     | 0.00       | 2,182.43  | 23,871.67    |                  |
| 25-mar-99 | ACIAP REC 065                      | 23,871.67     | 0.00       | 2,092.43  | 21,779.24    |                  |
| 25-mar-99 | APORTES VESPUCCI                   | 21,779.24     | 0.00       | 460.00    | 21,319.24    |                  |
| 25-mar-99 | APORTES SORIA                      | 21,319.24     | 0.00       | 460.00    | 20,859.24    |                  |
| 25-mar-99 | TRANSF DR BARBOT                   | 20,859.24     | 1,649.15   | 0.00      | 22,508.39    |                  |
| 25-mar-99 | TRANSF DR ARGUELLO PITT            | 22,508.39     | 2,653.00   | 0.00      | 25,161.39    |                  |
| 26-mar-99 | TRANSF DE CTA AHORRO 2560          | 25,161.39     | 101,103.86 | 0.00      | 126,265.25   |                  |
| 26-mar-99 | PAGO JUICIO BECERRO J C/ GOMEZ     | 126,265.25    | 0.00       | 222.47    | 126,042.78   |                  |
| 26-mar-99 | PAGO JUICIO GARCIA C/ ALVAREZ      | 126,042.78    | 0.00       | 58.80     | 125,983.98   |                  |
| 26-mar-99 | JUICIO CAMPOBASSO C/QUEROL         | 125,983.98    | 0.00       | 83.84     | 125,900.14   |                  |
| 26-mar-99 | PAGO JUICIO CALABRO C/ REINOSO     | 125,900.14    | 0.00       | 200.00    | 125,700.14   |                  |
| 26-mar-99 | PAGO JUICIO CAPUTO C/ALVAREZ       | 125,700.14    | 0.00       | 662.50    | 125,037.64   |                  |
| 26-mar-99 | PAGO JUICIO SUCAR C/ALVAREZ        | 125,037.64    | 0.00       | 896.47    | 124,141.17   |                  |
| 26-mar-99 | PAGO JUICIO CASAS DE G.C/TOMASEL.  | 124,141.17    | 0.00       | 1,686.91  | 122,454.26   |                  |
| 26-mar-99 | PAGO JUICIO BOLASINI C/ GALBAN     | 122,454.26    | 0.00       | 2,823.70  | 119,630.56   |                  |
| 26-mar-99 | PAGO JUICIO RAPAPORT C/NCBA        | 119,630.56    | 0.00       | 1,310.43  | 118,320.13   |                  |
| 26-mar-99 | PAGO JUICIO ACUÑA C/ BUSTO         | 118,320.13    | 0.00       | 36,784.74 | 81,535.39    |                  |
| 26-mar-99 | PAGO JUICIO GOMEZ ARANDA C/DANER   | 81,535.39     | 0.00       | 4,311.74  | 77,223.65    |                  |
| 26-mar-99 | PAGO JUICIO LAFUENTE C/GIARDINA    | 77,223.65     | 0.00       | 74,668.93 | 2,554.72     |                  |
| 26-mar-99 | TRANSF DOC EN CARTERA              | 2,554.72      | 22,606.67  | 0.00      | 25,161.39    |                  |
| 26-mar-99 | CAJA CHICA N° 4                    | 25,161.39     | 0.00       | 3,392.56  | 21,768.83    |                  |
| 29-mar-99 | PAGO JUICIO FISCAL C/REBELLES      | 21,768.83     | 0.00       | 200.00    | 21,568.83    |                  |
| 29-mar-99 | PAGO JUICIO FISCAL C/ SELA         | 21,568.83     | 0.00       | 200.00    | 21,368.83    |                  |
| 29-mar-99 | PAGO JUICIO NAVARRO C/ CNAS        | 21,368.83     | 0.00       | 69.00     | 21,299.83    |                  |
| 29-mar-99 | PAGO JUICIO CASTRO C/CNAS          | 21,299.83     | 0.00       | 55.00     | 21,244.83    |                  |

PROY-501  
12937



ANEXO IV - ESTADO DE EVOLUCION DE LA CAJA

ANEXO II



| MESES     | CONCEPTO                           | SALDO INICIAL | DEBITOS    | CREDITOS  | SALDO CUENTA | SALDO FINAL CAJA |
|-----------|------------------------------------|---------------|------------|-----------|--------------|------------------|
| 29-mar-99 | PAGO JUICIO LUNA ZENON C/ CNAS     | 21,244.83     | 0.00       | 200.00    | 21,044.83    |                  |
| 29-mar-99 | PAGO JUICIO SANCHEZ C/ CNAS        | 21,044.83     | 0.00       | 80.00     | 20,964.83    |                  |
| 29-mar-99 | PAGO JUICIO LILLO C/ CNAS          | 20,964.83     | 0.00       | 55.00     | 20,909.83    |                  |
| 29-mar-99 | PAGO JUICIO FERNANDEZ C/ LIVIANI   | 20,909.83     | 0.00       | 1,752.30  | 19,157.53    |                  |
| 29-mar-99 | GTOS JUD. DRA MARIA D. WULFF       | 19,157.53     | 0.00       | 150.00    | 19,007.53    |                  |
| 30-mar-99 | PAGO JUICIO ACUÑA C/F.MINGUILLON   | 19,007.53     | 0.00       | 150.00    | 18,857.53    |                  |
| 30-mar-99 | PAGO JUICIO CNAS C/ACEVEDO         | 18,857.53     | 0.00       | 90.00     | 18,767.53    |                  |
| 30-mar-99 | PAGO JUICIO PRUDENCIA SEG C/ A.A.  | 18,767.53     | 0.00       | 150.00    | 18,617.53    |                  |
| 30-mar-99 | PAGO JUICIO COLUMBIA C/ A.A.       | 18,617.53     | 0.00       | 256.24    | 18,361.29    |                  |
| 30-mar-99 | PAGO JUICIO FISCO NAC.C/ CHIANESE  | 18,361.29     | 0.00       | 60.00     | 18,301.29    |                  |
| 30-mar-99 | RECUP. JUICIO SOLANET MORENO       | 18,301.29     | 412.96     | 0.00      | 18,714.25    |                  |
| 31-mar-99 | PAGO JUICIO ALCARAZ C/ PAGLIARE    | 18,714.25     | 0.00       | 120.25    | 18,594.00    |                  |
| 31-mar-99 | PAGO JUICIO MENGHI C/AZQUEZ        | 18,594.00     | 0.00       | 111.36    | 18,482.64    |                  |
| 31-mar-99 | GTOS JUDIC. DR. GIUSTO             | 18,482.64     | 0.00       | 186.00    | 18,296.64    |                  |
| 31-mar-99 | GIGLIOTTI FAC 063                  | 18,296.64     | 0.00       | 580.00    | 17,716.64    |                  |
| 05-abr-99 | TRANSF DE CTA AHORRO 2560          | 17,716.64     | 204,900.00 | 0.00      | 222,616.64   |                  |
| 06-abr-99 | PAGO JUICIO VAZQUEZ V. C/ I.O.S.E. | 222,616.64    | 0.00       | 27,978.57 | 194,638.07   |                  |
| 06-abr-99 | PAGO JUICIO PERDOMO C/CNAS         | 194,638.07    | 0.00       | 33.20     | 194,604.87   |                  |
| 06-abr-99 | TRANSF DE CTA AHORRO 2560          | 194,604.87    | 36,598.57  | 0.00      | 231,203.44   |                  |
| 06-abr-99 | TRANSF DE CTA AHORRO 2560          | 231,203.44    | 20,000.00  | 0.00      | 251,203.44   |                  |
| 06-abr-99 | TRANSF DE DOLARES                  | 251,203.44    | 500.00     | 0.00      | 251,703.44   |                  |
| 06-abr-99 | ANGULO FAC 62                      | 251,703.44    | 0.00       | 3,950.00  | 247,753.44   |                  |
| 06-abr-99 | SEGURADO FAC 8                     | 247,753.44    | 0.00       | 1,100.00  | 246,653.44   |                  |
| 06-abr-99 | BRES SAN REC 63                    | 246,653.44    | 0.00       | 2,850.00  | 243,803.44   |                  |
| 06-abr-99 | GULLY REC 213                      | 243,803.44    | 0.00       | 1,900.00  | 241,903.44   |                  |
| 06-abr-99 | LOPEZ FERNANDEZ REC 65             | 241,903.44    | 0.00       | 3,000.00  | 238,903.44   |                  |
| 06-abr-99 | RODRIGUEZ CARDO FAC 36             | 238,903.44    | 0.00       | 1,400.00  | 237,503.44   |                  |
| 06-abr-99 | ROCCO PABLO FAC 46                 | 237,503.44    | 0.00       | 3,000.00  | 234,503.44   |                  |
| 06-abr-99 | CATINARI FAC 10                    | 234,503.44    | 0.00       | 900.00    | 233,603.44   |                  |
| 06-abr-99 | BENITEZ FAC 43                     | 233,603.44    | 0.00       | 1,000.00  | 232,603.44   |                  |
| 06-abr-99 | ALVAREZ GABRIELA REC 48            | 232,603.44    | 0.00       | 1,150.00  | 231,453.44   |                  |
| 06-abr-99 | MENEM REC 14                       | 231,453.44    | 0.00       | 2,700.00  | 228,753.44   |                  |
| 06-abr-99 | CAFFARO ROSSI REC 43               | 228,753.44    | 0.00       | 1,400.00  | 227,353.44   |                  |
| 06-abr-99 | HERMIDA FAC 99                     | 227,353.44    | 0.00       | 3,600.00  | 223,753.44   |                  |
| 06-abr-99 | SOBRERO REC 15                     | 223,753.44    | 0.00       | 850.00    | 222,903.44   |                  |
| 06-abr-99 | MEDINA REC 18                      | 222,903.44    | 0.00       | 1,500.00  | 221,403.44   |                  |
| 06-abr-99 | CANDIA REC 111                     | 221,403.44    | 0.00       | 1,700.00  | 219,703.44   |                  |
| 06-abr-99 | LASCANO REC 23                     | 219,703.44    | 0.00       | 1,600.00  | 218,103.44   |                  |
| 06-abr-99 | MARTINEZ RUBEN REC 109             | 218,103.44    | 0.00       | 2,800.00  | 215,303.44   |                  |
| 06-abr-99 | SUBIZAR REC 87                     | 215,303.44    | 0.00       | 3,500.00  | 211,803.44   |                  |
| 06-abr-99 | LACORTE REC 40                     | 211,803.44    | 0.00       | 1,100.00  | 210,703.44   |                  |
| 06-abr-99 | VITALE REC 21                      | 210,703.44    | 0.00       | 1,450.00  | 209,253.44   |                  |
| 06-abr-99 | SAAVEDRA REC 20                    | 209,253.44    | 0.00       | 1,000.00  | 208,253.44   |                  |
| 06-abr-99 | CREGO REC 40                       | 208,253.44    | 0.00       | 1,400.00  | 206,853.44   |                  |
| 06-abr-99 | MARTINI REC 43                     | 206,853.44    | 0.00       | 1,800.00  | 205,053.44   |                  |
| 06-abr-99 | VELASQUE REC 58                    | 205,053.44    | 0.00       | 1,500.00  | 203,553.44   |                  |
| 06-abr-99 | SPINELLA FAC 46                    | 203,553.44    | 0.00       | 2,700.00  | 200,853.44   |                  |
| 06-abr-99 | GIGLIOTTI FAC 003                  | 200,853.44    | 0.00       | 900.00    | 199,953.44   |                  |
| 06-abr-99 | BLANDA REC 59                      | 199,953.44    | 0.00       | 2,900.00  | 197,053.44   |                  |

PROY-SO:  
12237

*[Handwritten signature]*

## ANEXO IV - ESTADO DE EVOLUCION DE LA CAJA

ANEXO II



| MESES     | CONCEPTO                  | SALDO INICIAL | DEBITOS | CREDITOS | SALDO CUENTA | SALDO FINAL CAJA |
|-----------|---------------------------|---------------|---------|----------|--------------|------------------|
| 06-abr-99 | CARBONELL REC 43          | 197,053.44    | 0.00    | 2,800.00 | 194,253.44   |                  |
| 06-abr-99 | ROTTER REC 40             | 194,253.44    | 0.00    | 2,500.00 | 191,753.44   |                  |
| 06-abr-99 | ARRIGO FAC 45             | 191,753.44    | 0.00    | 1,900.00 | 189,853.44   |                  |
| 06-abr-99 | DE SIMONE FAC 20          | 189,853.44    | 0.00    | 1,900.00 | 187,953.44   |                  |
| 06-abr-99 | FERNANDEZ ROBERTO REC 103 | 187,953.44    | 0.00    | 2,800.00 | 185,153.44   |                  |
| 06-abr-99 | ALFARO REC 119            | 185,153.44    | 0.00    | 2,500.00 | 182,653.44   |                  |
| 06-abr-99 | BARRAGAN REC 43           | 182,653.44    | 0.00    | 2,500.00 | 180,153.44   |                  |
| 06-abr-99 | BUTTY REC 13              | 180,153.44    | 0.00    | 1,100.00 | 179,053.44   |                  |
| 06-abr-99 | GONZALEZ, JORGE REC 41    | 179,053.44    | 0.00    | 3,000.00 | 176,053.44   |                  |
| 06-abr-99 | ZYLBERBERG FAC 001        | 176,053.44    | 0.00    | 2,800.00 | 173,253.44   |                  |
| 06-abr-99 | DEL VECCHIO FAC 48        | 173,253.44    | 0.00    | 2,500.00 | 170,753.44   |                  |
| 06-abr-99 | BEHCTEGUY REC 43          | 170,753.44    | 0.00    | 1,400.00 | 169,353.44   |                  |
| 06-abr-99 | MORRAZO REC 44            | 169,353.44    | 0.00    | 1,300.00 | 168,053.44   |                  |
| 06-abr-99 | FERNANDEZ PLACIDO REC 43  | 168,053.44    | 0.00    | 2,500.00 | 165,553.44   |                  |
| 06-abr-99 | BUFFA FAC 29              | 165,553.44    | 0.00    | 1,000.00 | 164,553.44   |                  |
| 06-abr-99 | LAURA REC 42              | 164,553.44    | 0.00    | 1,700.00 | 162,853.44   |                  |
| 06-abr-99 | MAIDANA REC 44            | 162,853.44    | 0.00    | 950.00   | 161,903.44   |                  |
| 06-abr-99 | GATILUS REC 106           | 161,903.44    | 0.00    | 3,000.00 | 158,903.44   |                  |
| 06-abr-99 | BLANCO REC 43             | 158,903.44    | 0.00    | 2,600.00 | 156,303.44   |                  |
| 06-abr-99 | BRUNO REC 45              | 156,303.44    | 0.00    | 2,500.00 | 153,803.44   |                  |
| 06-abr-99 | BACHULE GODOY REC 19      | 153,803.44    | 0.00    | 1,900.00 | 151,903.44   |                  |
| 06-abr-99 | NOYER FAC 117             | 151,903.44    | 0.00    | 2,500.00 | 149,403.44   |                  |
| 06-abr-99 | LAGOMARSINO FAC 004       | 149,403.44    | 0.00    | 900.00   | 148,503.44   |                  |
| 06-abr-99 | MOLINA REC 43             | 148,503.44    | 0.00    | 1,750.00 | 146,753.44   |                  |
| 06-abr-99 | ZEBALLOS REC 47           | 146,753.44    | 0.00    | 1,050.00 | 145,703.44   |                  |
| 06-abr-99 | ROCCO CARLOS FAC 56       | 145,703.44    | 0.00    | 2,800.00 | 142,903.44   |                  |
| 06-abr-99 | CAFFARONE REC 42          | 142,903.44    | 0.00    | 1,400.00 | 141,503.44   |                  |
| 06-abr-99 | PALMERO FAC 005           | 141,503.44    | 0.00    | 3,200.00 | 138,303.44   |                  |
| 06-abr-99 | ESTEVEZ REC 494           | 138,303.44    | 0.00    | 2,500.00 | 135,803.44   |                  |
| 06-abr-99 | SPATARO REC 42            | 135,803.44    | 0.00    | 2,500.00 | 133,303.44   |                  |
| 06-abr-99 | COUZO REC 117             | 133,303.44    | 0.00    | 2,300.00 | 131,003.44   |                  |
| 06-abr-99 | CAMPAGNOLI, G. FAC 16     | 131,003.44    | 0.00    | 800.00   | 130,203.44   |                  |
| 06-abr-99 | PUJOL FAC 15              | 130,203.44    | 0.00    | 1,200.00 | 129,003.44   |                  |
| 06-abr-99 | MASSOLO REC 42            | 129,003.44    | 0.00    | 2,200.00 | 126,803.44   |                  |
| 06-abr-99 | TALLERCO REC 112          | 126,803.44    | 0.00    | 2,600.00 | 124,203.44   |                  |
| 06-abr-99 | BORTON REC 351            | 124,203.44    | 0.00    | 2,700.00 | 121,503.44   |                  |
| 06-abr-99 | COLLADOS FAC 115          | 121,503.44    | 0.00    | 2,000.00 | 119,503.44   |                  |
| 06-abr-99 | DEL POTRO FAC 41          | 119,503.44    | 0.00    | 2,500.00 | 117,003.44   |                  |
| 06-abr-99 | CAAMAYO FAC 36            | 117,003.44    | 0.00    | 1,250.00 | 115,753.44   |                  |
| 06-abr-99 | FERREYRA REC 51           | 115,753.44    | 0.00    | 2,500.00 | 113,253.44   |                  |
| 06-abr-99 | TABETA REC 169            | 113,253.44    | 0.00    | 2,600.00 | 110,653.44   |                  |
| 06-abr-99 | MASCADRI FAC 395          | 110,653.44    | 0.00    | 3,100.00 | 107,553.44   |                  |
| 06-abr-99 | MARTINOIA REC 82          | 107,553.44    | 0.00    | 1,950.00 | 105,603.44   |                  |
| 06-abr-99 | WRIGHT REC 68             | 105,603.44    | 0.00    | 1,950.00 | 103,653.44   |                  |
| 06-abr-99 | BAIER FAC 122             | 103,653.44    | 0.00    | 1,800.00 | 101,853.44   |                  |
| 06-abr-99 | FERNANDEZ RICARDO REC 84  | 101,853.44    | 0.00    | 4,000.00 | 97,853.44    |                  |
| 06-abr-99 | GESUALDO REC 469          | 97,853.44     | 0.00    | 4,000.00 | 93,853.44    |                  |
| 06-abr-99 | DARRIBA REC 335           | 93,853.44     | 0.00    | 1,800.00 | 92,053.44    |                  |
| 06-abr-99 | GAMBIAGGI REC 305         | 92,053.44     | 0.00    | 2,800.00 | 89,253.44    |                  |

PROY-S01

12237

ANEXO IV - ESTADO DE EVOLUCION DE LA CAJA

ANEXO II



| MESES     | CONCEPTO                           | SALDO INICIAL | DEBITOS   | CREDITOS | SALDO CUENTA | SALDO FINAL CAJA |
|-----------|------------------------------------|---------------|-----------|----------|--------------|------------------|
| 06-abr-99 | BAEZA FAC 10                       | 89,253.44     | 0.00      | 1,300.00 | 87,953.44    |                  |
| 06-abr-99 | KUPFER FAC 60                      | 87,953.44     | 0.00      | 2,500.00 | 85,453.44    |                  |
| 06-abr-99 | BUSSO REC 97                       | 85,453.44     | 0.00      | 6,000.00 | 79,453.44    |                  |
| 06-abr-99 | LUTTERAL FAC 65                    | 79,453.44     | 0.00      | 2,900.00 | 76,553.44    |                  |
| 06-abr-99 | LARREGINA FAC 459                  | 76,553.44     | 0.00      | 4,150.00 | 72,403.44    |                  |
| 06-abr-99 | LLANOS FAC 276                     | 72,403.44     | 0.00      | 4,000.00 | 68,403.44    |                  |
| 06-abr-99 | CORTEZ REC 333                     | 68,403.44     | 0.00      | 4,600.00 | 63,803.44    |                  |
| 06-abr-99 | BALLAUZ REC 40                     | 63,803.44     | 0.00      | 4,000.00 | 59,803.44    |                  |
| 06-abr-99 | DIAZ MARTINEZ, J. REC 257          | 59,803.44     | 0.00      | 2,000.00 | 57,803.44    |                  |
| 06-abr-99 | SANZ FAC 75                        | 57,803.44     | 0.00      | 2,500.00 | 55,303.44    |                  |
| 06-abr-99 | ADAN REC 95                        | 55,303.44     | 0.00      | 2,850.00 | 52,453.44    |                  |
| 06-abr-99 | MOSTEIRO FAC 395                   | 52,453.44     | 0.00      | 2,850.00 | 49,603.44    |                  |
| 06-abr-99 | CDOR. ACEVEDO SUELDO 03/99         | 49,603.44     | 0.00      | 6,901.84 | 42,701.60    |                  |
| 06-abr-99 | ARRIGHI REC 57                     | 42,701.60     | 0.00      | 2,800.00 | 39,901.60    |                  |
| 06-abr-99 | PMO. PERSONAL - VILCA              | 39,901.60     | 141.00    | 0.00     | 40,042.60    |                  |
| 07-abr-99 | PAGO JUICIO BENTIBOGGIO C/ CNAS    | 40,042.60     | 0.00      | 8,620.00 | 31,422.60    |                  |
| 07-abr-99 | PAS. Y VIAT. DRES. CRESPI BRAÑA    | 31,422.60     | 0.00      | 318.80   | 31,103.80    |                  |
| 07-abr-99 | PAS. Y VIAT. DRES. CRESPI BRAÑA    | 31,103.80     | 0.00      | 293.75   | 30,810.05    |                  |
| 07-abr-99 | DR. LLAFENA LIBRA MARZO/99         | 30,810.05     | 0.00      | 6,369.79 | 24,440.26    |                  |
| 07-abr-99 | CRESPI REC. 502                    | 24,440.26     | 0.00      | 3,500.00 | 20,940.26    |                  |
| 07-abr-99 | BRAÑA REC 21                       | 20,940.26     | 0.00      | 3,300.00 | 17,640.26    |                  |
| 07-abr-99 | PAS. Y VIAT. DR. BRAÑA             | 17,640.26     | 0.00      | 1,180.00 | 16,460.26    |                  |
| 07-abr-99 | PAS. Y VIAT. DR. CRESPI            | 16,460.26     | 0.00      | 255.09   | 16,205.17    |                  |
| 07-abr-99 | REC. JUICIO CNAS C/ NOVARI         | 16,205.17     | 50.00     | 0.00     | 16,255.17    |                  |
| 07-abr-99 | PMO. PERSONAL - SPERZAGNI          | 16,255.17     | 263.00    | 0.00     | 16,518.17    |                  |
| 08-abr-99 | PAGO JUICIO CNAS C/ SUPARO         | 16,518.17     | 0.00      | 134.57   | 16,383.60    |                  |
| 08-abr-99 | PAGO JUICIO CNAS C/ RIVADENEIRA    | 16,383.60     | 0.00      | 163.25   | 16,220.35    |                  |
| 08-abr-99 | PAGO JUICIO CNAS C/ MASATS         | 16,220.35     | 0.00      | 188.00   | 16,032.35    |                  |
| 08-abr-99 | TRANSF DE CTA AHORRO 2560          | 16,032.35     | 15,000.00 | 0.00     | 31,032.35    |                  |
| 08-abr-99 | LO TARTARO REC 21                  | 31,032.35     | 0.00      | 2,900.00 | 28,132.35    |                  |
| 08-abr-99 | ALLIE /I FAC 121                   | 28,132.35     | 0.00      | 3,300.00 | 24,832.35    |                  |
| 08-abr-99 | COOP. DE TRAB. Y VIG. FAC 108      | 24,832.35     | 0.00      | 4,213.01 | 20,619.34    |                  |
| 09-abr-99 | PAGO JUICIO CASTILLO C/CNAS        | 20,619.34     | 0.00      | 890.55   | 19,728.79    |                  |
| 09-abr-99 | GTOS JUD. DR. GIUSTO               | 19,728.79     | 0.00      | 87.00    | 19,641.79    |                  |
| 09-abr-99 | APORTES OBRA SOCIAL                | 19,641.79     | 0.00      | 23.51    | 19,618.28    |                  |
| 09-abr-99 | ADM. RIE SGOS DEL TRABAJO 03/99    | 19,618.28     | 0.00      | 110.13   | 19,508.15    |                  |
| 09-abr-99 | PAGO OBRA SOCIAL BANC. 03/99       | 19,508.15     | 0.00      | 354.94   | 19,153.21    |                  |
| 09-abr-99 | REND. ANTIC. EST. CURTO & STIVALA  | 19,153.21     | 0.00      | 1,440.00 | 17,713.21    |                  |
| 09-abr-99 | GESTORIA ALVAREZ FAC VARIAS        | 17,713.21     | 0.00      | 465.00   | 17,248.21    |                  |
| 09-abr-99 | PAS. Y VIAT. DR. LLARENA LIBRA     | 17,248.21     | 0.00      | 444.00   | 16,804.21    |                  |
| 09-abr-99 | PAS. Y VIAT. DR. LLARENA LIBRA     | 16,804.21     | 0.00      | 875.10   | 15,929.11    |                  |
| 09-abr-99 | PMO. PERSONAL - PALOPOLI, M.       | 15,929.11     | 200.00    | 0.00     | 16,129.11    |                  |
| 12-abr-99 | TRANSF A DOLARES                   | 16,129.11     | 0.00      | 300.00   | 15,829.11    |                  |
| 12-abr-99 | PAGO MULTA DIR. PROV. DE RENTAS BS | 15,829.11     | 0.00      | 1,869.05 | 13,960.06    |                  |
| 12-abr-99 | INS. DE COMP. COUSELO FAC. VS.     | 13,960.06     | 0.00      | 2,453.94 | 11,506.12    |                  |
| 13-abr-99 | PMO. PERSONAL - CRISTALDO, F.      | 11,506.12     | 105.00    | 0.00     | 11,611.12    |                  |
| 14-abr-99 | TRANSF DE CTA AHORRO 2560          | 11,611.12     | 48,558.23 | 0.00     | 60,169.35    |                  |
| 14-abr-99 | TRANSF DE CTA AHORRO 2560          | 60,169.35     | 10,000.00 | 0.00     | 70,169.35    |                  |
| 14-abr-99 | GASTOS JUDIALES ETCHEVERRY         | 70,169.35     | 0.00      | 6.95     | 70,162.40    |                  |

PROY-SOI  
12237



ANEXO IV - ESTADO DE EVOLUCION DE LA CAJA

ANEXO II



| MESES     | CONCEPTO                       | SALDO INICIAL | DEBITOS   | CREDITOS | SALDO CUENTA | SALDO FINAL CAJA |
|-----------|--------------------------------|---------------|-----------|----------|--------------|------------------|
| 14-abr-99 | MANT EDIF. FORNO REC 70        | 70,162.40     | 0.00      | 2,812.43 | 67,349.97    |                  |
| 14-abr-99 | LESCANO HORACIO REC 194        | 67,349.97     | 0.00      | 2,362.43 | 64,987.54    |                  |
| 14-abr-99 | LESCANO CARLOS REC 56          | 64,987.54     | 0.00      | 2,000.00 | 62,987.54    |                  |
| 14-abr-99 | ECHAVE REC 569                 | 62,987.54     | 0.00      | 1,500.00 | 61,487.54    |                  |
| 14-abr-99 | SUELDO REC 003                 | 61,487.54     | 0.00      | 1,600.00 | 59,887.54    |                  |
| 14-abr-99 | ELLI REC 370                   | 59,887.54     | 0.00      | 1,462.43 | 58,425.11    |                  |
| 14-abr-99 | BERTONE REC 304                | 58,425.11     | 0.00      | 2,362.43 | 56,062.68    |                  |
| 14-abr-99 | TRYBUS REC 651                 | 56,062.68     | 0.00      | 1,500.00 | 54,562.68    |                  |
| 14-abr-99 | ETCHEVERRY FAC 354             | 54,562.68     | 0.00      | 1,552.43 | 53,010.25    |                  |
| 14-abr-99 | MICELLI REC 45                 | 53,010.25     | 0.00      | 1,822.43 | 51,187.82    |                  |
| 14-abr-99 | BEDUNO REC 83                  | 51,187.82     | 0.00      | 1,462.43 | 49,725.39    |                  |
| 14-abr-99 | NITRI REC 50                   | 49,725.39     | 0.00      | 1,500.00 | 48,225.39    |                  |
| 14-abr-99 | SARLI REC 113                  | 48,225.39     | 0.00      | 1,500.00 | 46,725.39    |                  |
| 14-abr-99 | CARBO REC 005                  | 46,725.39     | 0.00      | 750.00   | 45,975.39    |                  |
| 14-abr-99 | GARCIA FLORES REC 70           | 45,975.39     | 0.00      | 1,050.00 | 44,925.39    |                  |
| 14-abr-99 | ARGUELLO PITT REC 657          | 44,925.39     | 0.00      | 2,450.00 | 42,475.39    |                  |
| 14-abr-99 | SAMCCACHAN REC 64              | 42,475.39     | 0.00      | 750.00   | 41,725.39    |                  |
| 14-abr-99 | FERRER FRANCISCO FAC 007       | 41,725.39     | 0.00      | 1,854.83 | 39,870.56    |                  |
| 14-abr-99 | GODOY REC 61                   | 39,870.56     | 0.00      | 1,462.43 | 38,408.13    |                  |
| 14-abr-99 | FUNES REC 43                   | 38,408.13     | 0.00      | 1,600.00 | 36,808.13    |                  |
| 14-abr-99 | MALET REC 227                  | 36,808.13     | 0.00      | 1,552.43 | 35,255.70    |                  |
| 14-abr-99 | MALET REC 233                  | 35,255.70     | 0.00      | 1,552.43 | 33,703.27    |                  |
| 14-abr-99 | MALET REC 235                  | 33,703.27     | 0.00      | 1,552.43 | 32,150.84    |                  |
| 14-abr-99 | LIÑAN REC 636                  | 32,150.84     | 0.00      | 1,462.43 | 30,688.41    |                  |
| 14-abr-99 | LAFRANCIA REC 121              | 30,688.41     | 0.00      | 1,500.00 | 29,188.41    |                  |
| 14-abr-99 | SORIA REC 207                  | 29,188.41     | 0.00      | 2,182.43 | 27,005.98    |                  |
| 14-abr-99 | VESPUCCI REC 289               | 27,005.98     | 0.00      | 2,182.43 | 24,823.55    |                  |
| 14-abr-99 | MAISONAVE REC 177              | 24,823.55     | 0.00      | 1,600.00 | 23,223.55    |                  |
| 14-abr-99 | GALDEANO REC 1056              | 23,223.55     | 0.00      | 1,462.43 | 21,761.12    |                  |
| 14-abr-99 | DESHAYS REC 86                 | 21,761.12     | 0.00      | 1,462.43 | 20,298.69    |                  |
| 14-abr-99 | CANTARD REC 42                 | 20,298.69     | 0.00      | 1,500.00 | 18,798.69    |                  |
| 14-abr-99 | RECUP. DE PMO. SANTA ROSA      | 18,798.69     | 3,576.00  | 0.00     | 22,374.69    |                  |
| 14-abr-99 | RECUP. DE PMO. RIO GALLEGOS    | 22,374.69     | 1,972.00  | 0.00     | 24,346.69    |                  |
| 15-abr-99 | CRED. HIP. Y SEG. VIDA 03/99   | 24,346.69     | 0.00      | 171.09   | 24,175.60    |                  |
| 15-abr-99 | PAGO ESTAC. VEHICULO FAC 087   | 24,175.60     | 0.00      | 300.00   | 23,875.60    |                  |
| 15-abr-99 | RAVETTA REC 187                | 23,875.60     | 0.00      | 1,600.00 | 22,275.60    |                  |
| 15-abr-99 | BILLAUD REC 629                | 22,275.60     | 0.00      | 2,812.43 | 19,463.17    |                  |
| 15-abr-99 | GIUSTO REC 42                  | 19,463.17     | 0.00      | 2,900.00 | 16,563.17    |                  |
| 15-abr-99 | PAS. Y VAT. DR. BRAÑA          | 16,563.17     | 0.00      | 220.09   | 16,343.08    |                  |
| 19-abr-99 | PAGO JUICIO IANNONNE C/ CNAS   | 16,343.08     | 0.00      | 200.00   | 16,143.08    |                  |
| 19-abr-99 | SEGURO VID. COLECT. MARZO/99   | 16,143.08     | 0.00      | 12.47    | 16,130.61    |                  |
| 19-abr-99 | SEGURO VID. COLECT. MARZO/99   | 16,130.61     | 0.00      | 16.85    | 16,113.76    |                  |
| 19-abr-99 | CAJA CHICA N° 5                | 16,113.76     | 0.00      | 3,475.60 | 12,638.16    |                  |
| 20-abr-99 | PAGO JUICIO BARRERA C/ BALIANI | 12,638.16     | 0.00      | 635.48   | 12,002.68    |                  |
| 20-abr-99 | PAGO JUICIO MARAZZI C/ DAYAN   | 12,002.68     | 0.00      | 250.00   | 11,752.68    |                  |
| 20-abr-99 | JUNCADELLA FAC 29774           | 11,752.68     | 0.00      | 70.41    | 11,682.27    |                  |
| 21-abr-99 | TRANSF DE CTA AHORRO 2560      | 11,682.27     | 15,000.00 | 0.00     | 26,682.27    |                  |
| 21-abr-99 | PEREZ RAYA REC 008             | 26,682.27     | 0.00      | 2,500.00 | 24,182.27    |                  |
| 21-abr-99 | STIVALA REC 205                | 24,182.27     | 0.00      | 1,000.00 | 23,182.27    |                  |

PROY-S01  
12237

*[Handwritten signature]*





ANEXO IV - ESTADO DE EVOLUCION DE LA CAJA

ANEXO II

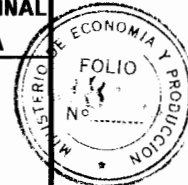


| MESES     | CONCEPTO                           | SALDO INICIAL | DEBITOS    | CREDITOS   | SALDO CUENTA | SALDO FINAL CAJA |
|-----------|------------------------------------|---------------|------------|------------|--------------|------------------|
| 21-abr-99 | ADEL. RE T. GCIA. ABRIL/99         | 23,182.27     | 0.00       | 762.07     | 22,420.20    |                  |
| 21-abr-99 | PMO. PERSONAL - PALERMO            | 22,420.20     | 96.00      | 0.00       | 22,516.20    |                  |
| 22-abr-99 | PAGO JUICIO CARAMES C/ DESERV.     | 22,516.20     | 0.00       | 860.05     | 21,656.15    |                  |
| 22-abr-99 | PAGO JUICIO MATEOS C/DEMARCHI      | 21,656.15     | 0.00       | 200.00     | 21,456.15    |                  |
| 22-abr-99 | PAGO JUICIO SALVATIER.C/CASTROA.   | 21,456.15     | 0.00       | 142.40     | 21,313.75    |                  |
| 22-abr-99 | PAGO JUICIO PIÑEIRO C/POL.FEDERAL  | 21,313.75     | 0.00       | 139.01     | 21,174.74    |                  |
| 22-abr-99 | PAGO JUICIO TEJERINA C/MALACHITE   | 21,174.74     | 0.00       | 506.18     | 20,668.56    |                  |
| 22-abr-99 | PAGO JUICIO FINSTER C/ E. MAY ARM. | 20,668.56     | 0.00       | 308.40     | 20,360.16    |                  |
| 22-abr-99 | PAGO JUICIO PONS C/AGUIRRE         | 20,360.16     | 0.00       | 6.75       | 20,353.41    |                  |
| 22-abr-99 | PAGO JUICIO MIGUEZ C/ MAGRANS      | 20,353.41     | 0.00       | 9,621.45   | 10,731.96    |                  |
| 22-abr-99 | MONTOYA REC 335                    | 10,731.96     | 0.00       | 1,642.43   | 9,089.53     |                  |
| 22-abr-99 | LIMONTA REC 251                    | 9,089.53      | 0.00       | 1,462.43   | 7,627.10     |                  |
| 22-abr-99 | CORONEL REC. 65                    | 7,627.10      | 0.00       | 1,552.43   | 6,074.67     |                  |
| 22-abr-99 | SAINT MARTIN REC 736               | 6,074.67      | 0.00       | 1,732.43   | 4,342.24     |                  |
| 22-abr-99 | PAGO TFAM. REG. NAC. AUTOM.        | 4,342.24      | 0.00       | 1,619.00   | 2,723.24     |                  |
| 22-abr-99 | GESTORA ALVAREZ FAC. VS.           | 2,723.24      | 0.00       | 1,015.00   | 1,708.24     |                  |
| 22-abr-99 | GESTORA NIGOLIAN FAC 18            | 1,708.24      | 0.00       | 435.00     | 1,273.24     |                  |
| 22-abr-99 | GODOY REC 62                       | 1,273.24      | 0.00       | 350.00     | 923.24       |                  |
| 22-abr-99 | TRANSF DOC. EN CARTERA             | 923.24        | 12,715.93  | 0.00       | 13,639.17    |                  |
| 22-abr-99 | PMO. PERSONAL - KRYKSMAN, S.       | 13,639.17     | 206.00     | 0.00       | 13,845.17    |                  |
| 23-abr-99 | PAGO JUICIO LAZCANO C/PANEDILE     | 13,845.17     | 0.00       | 171.88     | 13,673.29    |                  |
| 23-abr-99 | PAGO JUICIO OVIEDO C/ CNAS         | 13,673.29     | 0.00       | 12.10      | 13,661.19    |                  |
| 23-abr-99 | PAGO JUICIO DURAN JESUS C/CNAS     | 13,661.19     | 0.00       | 17.76      | 13,643.43    |                  |
| 23-abr-99 | APORTES FERRER F.                  | 13,643.43     | 0.00       | 320.00     | 13,323.43    |                  |
| 23-abr-99 | APORTES SORIA                      | 13,323.43     | 0.00       | 460.00     | 12,863.43    |                  |
| 23-abr-99 | APORTES VESPUCCI                   | 12,863.43     | 0.00       | 460.00     | 12,403.43    |                  |
| 23-abr-99 | FADEL REC. VRIOS                   | 12,403.43     | 0.00       | 1,150.00   | 11,253.43    |                  |
| 23-abr-99 | FADEL REC. VRIOS                   | 11,253.43     | 0.00       | 520.00     | 10,733.43    |                  |
| 23-abr-99 | ANTICIPO CON CARGO A RENDIR        | 10,733.43     | 0.00       | 1,560.00   | 9,173.43     |                  |
| 26-abr-99 | PAGO JUICIO MARTINEZ C/ RAIMUNDI   | 9,173.43      | 0.00       | 1,546.25   | 7,627.18     |                  |
| 26-abr-99 | TRANSF DE CTA AHORRO 2560          | 7,627.18      | 205,427.07 | 0.00       | 213,054.25   |                  |
| 26-abr-99 | INS. DE COMP. COUSELO FAC. VS.     | 213,054.25    | 0.00       | 857.00     | 212,197.25   |                  |
| 26-abr-99 | PAGO JUICIO SUSSEX C/ PET IND. SA. | 212,197.25    | 0.00       | 205,427.07 | 6,770.18     |                  |
| 27-abr-99 | PAGO JUICIO MELGAR C/BELLAGIO      | 6,770.18      | 0.00       | 3.70       | 6,766.48     |                  |
| 27-abr-99 | PAGO JUICIO SATLER R. C/CNAS       | 6,766.48      | 0.00       | 6,721.00   | 45.48        |                  |
| 27-abr-99 | PMO MUNIC. DE PARANA               | 45.48         | 6,721.00   | 0.00       | 6,766.48     |                  |
| 28-abr-99 | PAGO JUICIO CALVETTE C/ CNAS       | 6,766.48      | 0.00       | 200.00     | 6,566.48     |                  |
| 28-abr-99 | PAGO JUICIO ROMERA C/CNAS          | 6,566.48      | 0.00       | 208.98     | 6,357.50     |                  |
| 28-abr-99 | GASTOS JUDIC. DR. SORIA            | 6,357.50      | 0.00       | 111.20     | 6,246.30     |                  |
| 28-abr-99 | SEOANE REC 336                     | 6,246.30      | 0.00       | 1,462.43   | 4,783.87     |                  |
| 28-abr-99 | GTOS. JUD. BETTI C/DRORKIN         | 4,783.87      | 0.00       | 60.00      | 4,723.87     |                  |
| 28-abr-99 | TRANSF. RUIZ, M. C/ SALAPEUP       | 4,723.87      | 292.20     | 0.00       | 5,016.07     |                  |
| 29-abr-99 | GTOS. NOT. AFIP C/VIDAL            | 5,016.07      | 0.00       | 60.00      | 4,956.07     |                  |
| 30-abr-99 | TRANSF DE CTA AHORRO 2560          | 4,956.07      | 20,000.00  | 0.00       | 24,956.07    |                  |
| 30-abr-99 | GTOS. NOT. AFIP C/MARTINO          | 24,956.07     | 0.00       | 60.00      | 24,896.07    |                  |
| 03-may-99 | TRANSF DE CTA AHORRO 2560          | 24,896.07     | 195,600.00 | 0.00       | 220,496.07   |                  |
| 03-may-99 | FERRAZ, PLACIDO REC 44             | 220,496.07    | 0.00       | 2,500.00   | 217,996.07   |                  |
| 03-may-99 | GIGLIOTTI FAC 4                    | 217,996.07    | 0.00       | 900.00     | 217,096.07   |                  |
| 03-may-99 | LAGOMARSINO FAC 5                  | 217,096.07    | 0.00       | 900.00     | 216,196.07   |                  |

PROY-SOI  
12237

ANEXO IV - ESTADO DE EVOLUCION DE LA CAJA

ANEXO II



| MESES     | CONCEPTO                 | SALDO INICIAL | DEBITOS | CREDITOS | SALDO CUENTA | SALDO FINAL CAJA |
|-----------|--------------------------|---------------|---------|----------|--------------|------------------|
| 03-may-99 | MOLINA FEC 44            | 216,196.07    | 0.00    | 1,750.00 | 214,446.07   |                  |
| 03-may-99 | MASSOLO REC 43           | 214,446.07    | 0.00    | 2,200.00 | 212,246.07   |                  |
| 03-may-99 | PALMERO FAC 6            | 212,246.07    | 0.00    | 3,200.00 | 209,046.07   |                  |
| 03-may-99 | DE SIMONE FAC 21         | 209,046.07    | 0.00    | 1,900.00 | 207,146.07   |                  |
| 03-may-99 | FERNADEZ RICARDO REC 83  | 207,146.07    | 0.00    | 4,000.00 | 203,146.07   |                  |
| 03-may-99 | BORTON REC 356           | 203,146.07    | 0.00    | 2,700.00 | 200,446.07   |                  |
| 03-may-99 | LLANOS FAC 277           | 200,446.07    | 0.00    | 4,000.00 | 196,446.07   |                  |
| 03-may-99 | CAMPAGNOLI, G. FAC 17    | 196,446.07    | 0.00    | 800.00   | 195,646.07   |                  |
| 03-may-99 | BUFFA FAC 30             | 195,646.07    | 0.00    | 1,000.00 | 194,646.07   |                  |
| 03-may-99 | BARRAGAN REC 44          | 194,646.07    | 0.00    | 2,500.00 | 192,146.07   |                  |
| 03-may-99 | SANZ FAC 76              | 192,146.07    | 0.00    | 2,500.00 | 189,646.07   |                  |
| 03-may-99 | CARBONELL REC 44         | 189,646.07    | 0.00    | 2,800.00 | 186,846.07   |                  |
| 03-may-99 | ALFARO REC 120           | 186,846.07    | 0.00    | 2,500.00 | 184,346.07   |                  |
| 03-may-99 | MARTINI REC 44           | 184,346.07    | 0.00    | 1,950.00 | 182,396.07   |                  |
| 03-may-99 | SUBIZAR REC 89           | 182,396.07    | 0.00    | 3,500.00 | 178,896.07   |                  |
| 03-may-99 | CREGO REC 41             | 178,896.07    | 0.00    | 1,400.00 | 177,496.07   |                  |
| 03-may-99 | MORFAZO REC 45           | 177,496.07    | 0.00    | 1,300.00 | 176,196.07   |                  |
| 03-may-99 | VELASQUE REC 251         | 176,196.07    | 0.00    | 1,500.00 | 174,696.07   |                  |
| 03-may-99 | MASCADRI FAC 398         | 174,696.07    | 0.00    | 3,100.00 | 171,596.07   |                  |
| 03-may-99 | ZYLBERBERG FAC 002       | 171,596.07    | 0.00    | 2,800.00 | 168,796.07   |                  |
| 03-may-99 | ROTTER REC 41            | 168,796.07    | 0.00    | 2,500.00 | 166,296.07   |                  |
| 03-may-99 | CAMEIACCI REC 306        | 166,296.07    | 0.00    | 2,800.00 | 163,496.07   |                  |
| 03-may-99 | HERMIDA FAC 100          | 163,496.07    | 0.00    | 3,600.00 | 159,896.07   |                  |
| 03-may-99 | BUSSO REC 98             | 159,896.07    | 0.00    | 6,000.00 | 153,896.07   |                  |
| 03-may-99 | BUTTY REC 16             | 153,896.07    | 0.00    | 1,100.00 | 152,796.07   |                  |
| 03-may-99 | LACORTE REC 41           | 152,796.07    | 0.00    | 1,100.00 | 151,696.07   |                  |
| 03-may-99 | BEHCTEGUY REC 44         | 151,696.07    | 0.00    | 1,400.00 | 150,296.07   |                  |
| 03-may-99 | LOPEZ FERNADEZ REC 66    | 150,296.07    | 0.00    | 3,000.00 | 147,296.07   |                  |
| 03-may-99 | SPINELLA FAC 47          | 147,296.07    | 0.00    | 2,950.00 | 144,346.07   |                  |
| 03-may-99 | ALVAREZ, G. REC 49       | 144,346.07    | 0.00    | 1,300.00 | 143,046.07   |                  |
| 03-may-99 | SAAVEDRA REC 21          | 143,046.07    | 0.00    | 1,000.00 | 142,046.07   |                  |
| 03-may-99 | CAFFARONE REC 43         | 142,046.07    | 0.00    | 1,400.00 | 140,646.07   |                  |
| 03-may-99 | MARTINEZ REC 110         | 140,646.07    | 0.00    | 2,800.00 | 137,846.07   |                  |
| 03-may-99 | BENITEZ FAC 44           | 137,846.07    | 0.00    | 1,000.00 | 136,846.07   |                  |
| 03-may-99 | ZEBALLOS REC 48          | 136,846.07    | 0.00    | 1,050.00 | 135,796.07   |                  |
| 03-may-99 | CAFFARO ROSSI REC 44     | 135,796.07    | 0.00    | 1,400.00 | 134,396.07   |                  |
| 03-may-99 | CATINIAFI FAC 11         | 134,396.07    | 0.00    | 1,000.00 | 133,396.07   |                  |
| 03-may-99 | ROCCO FAC 48             | 133,396.07    | 0.00    | 3,000.00 | 130,396.07   |                  |
| 03-may-99 | RODRIG JEZ CARDO REC 001 | 130,396.07    | 0.00    | 1,400.00 | 128,996.07   |                  |
| 03-may-99 | LASCANO REC 24           | 128,996.07    | 0.00    | 1,900.00 | 127,096.07   |                  |
| 03-may-99 | MENEM REC 15             | 127,096.07    | 0.00    | 2,700.00 | 124,396.07   |                  |
| 03-may-99 | VITALE REC 22            | 124,396.07    | 0.00    | 1,450.00 | 122,946.07   |                  |
| 03-may-99 | LUTTERAL FAC 66          | 122,946.07    | 0.00    | 2,900.00 | 120,046.07   |                  |
| 03-may-99 | COUZO REC 118            | 120,046.07    | 0.00    | 2,300.00 | 117,746.07   |                  |
| 03-may-99 | TURTURO REC 118          | 117,746.07    | 0.00    | 3,500.00 | 114,246.07   |                  |
| 03-may-99 | SEGURADO FAC 009         | 114,246.07    | 0.00    | 1,100.00 | 113,146.07   |                  |
| 03-may-99 | SPATARO REC 43           | 113,146.07    | 0.00    | 2,500.00 | 110,646.07   |                  |
| 03-may-99 | DEL VECCHIO FAC 49       | 110,646.07    | 0.00    | 2,500.00 | 108,146.07   |                  |
| 03-may-99 | WRIGHT REC 69            | 108,146.07    | 0.00    | 1,950.00 | 106,196.07   |                  |

PROY-SOI  
12237

*[Handwritten signature]*

## ANEXO IV - ESTADO DE EVOLUCION DE LA CAJA

## ANEXO II



| MESES     | CONCEPTO                         | SALDO INICIAL | DEBITOS   | CREDITOS | SALDO CUENTA | SALDO FINAL CAJA |
|-----------|----------------------------------|---------------|-----------|----------|--------------|------------------|
| 03-may-99 | GESUALDO REC 474                 | 106,196.07    | 0.00      | 4,000.00 | 102,196.07   |                  |
| 03-may-99 | TALLERICO REC 115                | 102,196.07    | 0.00      | 2,600.00 | 99,596.07    |                  |
| 03-may-99 | BLANCO REC 44                    | 99,596.07     | 0.00      | 2,600.00 | 96,996.07    |                  |
| 03-may-99 | MAIDANA REC 45                   | 96,996.07     | 0.00      | 950.00   | 96,046.07    |                  |
| 03-may-99 | MEDINA REC 19                    | 96,046.07     | 0.00      | 1,500.00 | 94,546.07    |                  |
| 03-may-99 | LARREGINA FAC 460                | 94,546.07     | 0.00      | 4,150.00 | 90,396.07    |                  |
| 03-may-99 | CANDIA REC 113                   | 90,396.07     | 0.00      | 1,700.00 | 88,696.07    |                  |
| 03-may-99 | MARTINIA REC 84                  | 88,696.07     | 0.00      | 1,950.00 | 86,746.07    |                  |
| 03-may-99 | SOBRERO REC 16                   | 86,746.07     | 0.00      | 850.00   | 85,896.07    |                  |
| 03-may-99 | BRUNO REC 46                     | 85,896.07     | 0.00      | 2,500.00 | 83,396.07    |                  |
| 03-may-99 | NOYER FAC 118                    | 83,396.07     | 0.00      | 2,500.00 | 80,896.07    |                  |
| 03-may-99 | ARRICO FAC 46                    | 80,896.07     | 0.00      | 1,900.00 | 78,996.07    |                  |
| 03-may-99 | ESTEVEZ REC 496                  | 78,996.07     | 0.00      | 2,500.00 | 76,496.07    |                  |
| 03-may-99 | BRESSAN REC 64                   | 76,496.07     | 0.00      | 2,850.00 | 73,646.07    |                  |
| 03-may-99 | ANGULO FAC 63                    | 73,646.07     | 0.00      | 3,950.00 | 69,696.07    |                  |
| 03-may-99 | CRESPI REC 503                   | 69,696.07     | 0.00      | 3,500.00 | 66,196.07    |                  |
| 03-may-99 | BRAÑA REC 22                     | 66,196.07     | 0.00      | 3,300.00 | 62,896.07    |                  |
| 03-may-99 | PUJOL FAC 16                     | 62,896.07     | 0.00      | 1,200.00 | 61,696.07    |                  |
| 03-may-99 | BACHULE GODOY REC 20             | 61,696.07     | 0.00      | 2,500.00 | 59,196.07    |                  |
| 03-may-99 | BAEZA FAC 11                     | 59,196.07     | 0.00      | 1,500.00 | 57,696.07    |                  |
| 03-may-99 | DEL POTRO FAC 42                 | 57,696.07     | 0.00      | 2,500.00 | 55,196.07    |                  |
| 03-may-99 | KUPFER FAC 61                    | 55,196.07     | 0.00      | 2,500.00 | 52,696.07    |                  |
| 03-may-99 | FADEL JUANA REC 292              | 52,696.07     | 0.00      | 1,600.00 | 51,096.07    |                  |
| 03-may-99 | TABITTA FAC 171                  | 51,096.07     | 0.00      | 2,600.00 | 48,496.07    |                  |
| 03-may-99 | FERNANDEZ ROBERTO REC 104        | 48,496.07     | 0.00      | 2,800.00 | 45,696.07    |                  |
| 03-may-99 | ARRIGH REC 60                    | 45,696.07     | 0.00      | 2,800.00 | 42,896.07    |                  |
| 03-may-99 | LAURIA REC 43                    | 42,896.07     | 0.00      | 1,700.00 | 41,196.07    |                  |
| 03-may-99 | BLANDA REC 60                    | 41,196.07     | 0.00      | 3,900.00 | 37,296.07    |                  |
| 03-may-99 | GONZALEZ REC 42                  | 37,296.07     | 0.00      | 3,000.00 | 34,296.07    |                  |
| 03-may-99 | DARRIBA REC 348                  | 34,296.07     | 0.00      | 1,800.00 | 32,496.07    |                  |
| 03-may-99 | BAIER FAC 123                    | 32,496.07     | 0.00      | 1,800.00 | 30,696.07    |                  |
| 03-may-99 | GATIJS REC 107                   | 30,696.07     | 0.00      | 3,000.00 | 27,696.07    |                  |
| 03-may-99 | GULLY REC 214                    | 27,696.07     | 0.00      | 1,900.00 | 25,796.07    |                  |
| 03-may-99 | FERREYRA REC 54                  | 25,796.07     | 0.00      | 2,500.00 | 23,296.07    |                  |
| 03-may-99 | RECUP. DR. SEOANE                | 23,296.07     | 2,428.00  | 0.00     | 25,724.07    |                  |
| 04-may-99 | PAGO JUICIO GANDARA C/ MAFFONI   | 25,724.07     | 0.00      | 1,878.75 | 23,845.32    |                  |
| 04-may-99 | TRANSF DE CTA AHORRO 2560        | 23,845.32     | 25,000.00 | 0.00     | 48,845.32    |                  |
| 04-may-99 | VERIFIC VEHICULOS-DR. GIUSTO     | 48,845.32     | 0.00      | 84.00    | 48,761.32    |                  |
| 04-may-99 | GTO S. JUDIC. - DR. GIUSTO       | 48,761.32     | 0.00      | 84.00    | 48,677.32    |                  |
| 04-may-99 | GTO S. JUD. FERNANDEZ C/ ROCA    | 48,677.32     | 0.00      | 70.00    | 48,607.32    |                  |
| 04-may-99 | SUELDO CTDOR ACEVEDO 04/99       | 48,607.32     | 0.00      | 6,901.84 | 41,705.48    |                  |
| 04-may-99 | SUELDO DR. LLARENA LIBRA 04/99   | 41,705.48     | 0.00      | 6,705.55 | 34,999.93    |                  |
| 05-may-99 | PAGO JUICIO MOREYRA C/CNAS       | 34,999.93     | 0.00      | 300.00   | 34,699.93    |                  |
| 05-may-99 | PAGO JUICIO MAZZUCHELLI C/SEGBA  | 34,699.93     | 0.00      | 269.61   | 34,430.32    |                  |
| 05-may-99 | PAGO JUICIO ULTRAMAR C/ F. AEREA | 34,430.32     | 0.00      | 200.00   | 34,230.32    |                  |
| 05-may-99 | PAGO JUICIO TOSAR P.C/ ARM. ARG. | 34,230.32     | 0.00      | 124.61   | 34,105.71    |                  |
| 05-may-99 | GONZALEZ, GRACIELA FAC 001       | 34,105.71     | 0.00      | 500.00   | 33,605.71    |                  |
| 05-may-99 | CAAMANO FAC 37                   | 33,605.71     | 0.00      | 1,250.00 | 32,355.71    |                  |
| 05-may-99 | LO TARTARO REC 30                | 32,355.71     | 0.00      | 2,900.00 | 29,455.71    |                  |

PROY-S01

12237

## ANEXO IV - ESTADO DE EVOLUCION DE LA CAJA

## ANEXO II



| MESES     | CONCEPTO                          | SALDO INICIAL | DEBITOS   | CREDITOS  | SALDO CUENTA | SALDO FINAL CAJA |
|-----------|-----------------------------------|---------------|-----------|-----------|--------------|------------------|
| 05-may-99 | TRANSF DE DOLARES                 | 29,455.71     | 700.00    | 0.00      | 30,155.71    |                  |
| 06-may-99 | SOSA FAC 16                       | 30,155.71     | 0.00      | 4,333.36  | 25,822.35    |                  |
| 06-may-99 | CORTEZ REC 336                    | 25,822.35     | 0.00      | 4,600.00  | 21,222.35    |                  |
| 06-may-99 | MOSTEIRO FAC 408                  | 21,222.35     | 0.00      | 2,850.00  | 18,372.35    |                  |
| 06-may-99 | COLLADOS FAC 117                  | 18,372.35     | 0.00      | 2,000.00  | 16,372.35    |                  |
| 06-may-99 | NIGOLIAN FAC 19                   | 16,372.35     | 0.00      | 410.00    | 15,962.35    |                  |
| 06-may-99 | GESTORIA ALVAREZ FAC VRIAS        | 15,962.35     | 0.00      | 995.00    | 14,967.35    |                  |
| 06-may-99 | GESTORIA ALVAREZ FAC VRIAS        | 14,967.35     | 0.00      | 650.00    | 14,317.35    |                  |
| 06-may-99 | PMO. PERSONAL - PALOPOLI, M.      | 14,317.35     | 430.00    | 0.00      | 14,747.35    |                  |
| 07-may-99 | TRANSF DE CTA AHORRO 2560         | 14,747.35     | 10,086.19 | 0.00      | 24,833.54    |                  |
| 07-may-99 | CTA. EMBARGO VERDUM C/CNAS        | 24,833.54     | 0.00      | 10,086.19 | 14,747.35    |                  |
| 07-may-99 | TRANSF DE CTA AHORRO 2560         | 14,747.35     | 12,918.66 | 0.00      | 27,666.01    |                  |
| 07-may-99 | TRANSF DE CTA AHORRO 2560         | 27,666.01     | 5,512.16  | 0.00      | 33,178.17    |                  |
| 07-may-99 | MANT EDIF. DEL DIESTRO REC 73     | 33,178.17     | 0.00      | 5,285.28  | 27,892.89    |                  |
| 07-may-99 | MANT EDIF. DONNY MATAF. FAC 4158  | 27,892.89     | 0.00      | 3,569.50  | 24,323.39    |                  |
| 07-may-99 | COOP. TRAB. Y VIG. FAC 140        | 24,323.39     | 0.00      | 4,063.88  | 20,259.51    |                  |
| 07-may-99 | ANTICIP. DR. ECHAVE JUICIOS VS.   | 20,259.51     | 0.00      | 5,512.16  | 14,747.35    |                  |
| 10-may-99 | TRANSF DE CTA AHORRO 2560         | 14,747.35     | 12,000.00 | 0.00      | 26,747.35    |                  |
| 10-may-99 | ANTICIP. GTOS. DR. RAVETTA        | 26,747.35     | 0.00      | 50.00     | 26,697.35    |                  |
| 10-may-99 | ANTICIP. GTOS. DR. ETCHEVERRY     | 26,697.35     | 0.00      | 76.00     | 26,621.35    |                  |
| 10-may-99 | GTOS BANCARIOS DR.DESHAYS         | 26,621.35     | 0.00      | 13.06     | 26,608.29    |                  |
| 10-may-99 | GTOS. NOT. LAGAR C/MORENO         | 26,608.29     | 0.00      | 70.00     | 26,538.29    |                  |
| 10-may-99 | ANTICIP. GTOS. DR. GIUSTO         | 26,538.29     | 0.00      | 186.00    | 26,352.29    |                  |
| 10-may-99 | GTOS JUDICIALES DR.GIUSTO         | 26,352.29     | 0.00      | 191.50    | 26,160.79    |                  |
| 10-may-99 | CAJA CH CA N° 6                   | 26,160.79     | 0.00      | 3,258.08  | 22,902.71    |                  |
| 10-may-99 | GTOS. JUDIC. DR. ETCHEVERRY       | 22,902.71     | 0.00      | 33.10     | 22,869.61    |                  |
| 10-may-99 | BALLAUZ REC 41                    | 22,869.61     | 0.00      | 4,000.00  | 18,869.61    |                  |
| 10-may-99 | NIGOLIAN FAC 20                   | 18,869.61     | 0.00      | 60.00     | 18,809.61    |                  |
| 10-may-99 | PMO. PERSONAL - KNUPFFER, R.      | 18,809.61     | 105.00    | 0.00      | 18,914.61    |                  |
| 10-may-99 | RECLP. DRA. FADEL                 | 18,914.61     | 150.00    | 0.00      | 19,064.61    |                  |
| 10-may-99 | RECLP. DR. BARBOT                 | 19,064.61     | 160.90    | 0.00      | 19,225.51    |                  |
| 11-may-99 | PAGO JUICIO MILJEVIC C/ CNAS      | 19,225.51     | 0.00      | 2,155.00  | 17,070.51    |                  |
| 11-may-99 | PAGO JUICIO COLQUE C/CHEMOTEC.    | 17,070.51     | 0.00      | 125.00    | 16,945.51    |                  |
| 11-may-99 | PAGO JUICIO GOMEZ C/CNAS          | 16,945.51     | 0.00      | 330.46    | 16,615.05    |                  |
| 11-may-99 | PAGO JUICIO BERNAL C/PLATESTIBA   | 16,615.05     | 0.00      | 1,045.97  | 15,569.08    |                  |
| 11-may-99 | PAGO JUICIO ARAGON C/ CNAS        | 15,569.08     | 0.00      | 180.66    | 15,388.42    |                  |
| 11-may-99 | AXOFT ARGENTINA FAC 309/315       | 15,388.42     | 0.00      | 2,055.79  | 13,332.63    |                  |
| 11-may-99 | ADM. RIE.SGOS DEL TRAB. ABRIL/99  | 13,332.63     | 0.00      | 104.56    | 13,228.07    |                  |
| 11-may-99 | OBRA. SOCIAL BANCARIA ABRIL99     | 13,228.07     | 0.00      | 354.94    | 12,873.13    |                  |
| 12-may-99 | PAGO JUICIO VILLAVELLA C/ CNAS    | 12,873.13     | 0.00      | 16.80     | 12,856.33    |                  |
| 12-may-99 | PAGO JUICIO E.F.A. C/POLLERO A.   | 12,856.33     | 0.00      | 90.11     | 12,766.22    |                  |
| 13-may-99 | TRANSF DE DOLARES                 | 12,766.22     | 1,000.00  | 0.00      | 13,766.22    |                  |
| 13-may-99 | MANT.EDIF.TELCOMRED FAC 62        | 13,766.22     | 0.00      | 2,950.00  | 10,816.22    |                  |
| 13-may-99 | GTOS. JUDIC. DR. DESHAYS          | 10,816.22     | 0.00      | 16.00     | 10,800.22    |                  |
| 13-may-99 | GTOS. JUDIC. DRA. FUNES           | 10,800.22     | 0.00      | 9.00      | 10,791.22    |                  |
| 13-may-99 | JUNCADELLA S.A. FAC 30011         | 10,791.22     | 0.00      | 70.41     | 10,720.81    |                  |
| 14-may-99 | PMO PERSONAL - CRISTALDO F.       | 10,720.81     | 105.00    | 0.00      | 10,825.81    |                  |
| 17-may-99 | PAGO JUICIO HUGUENET C/MORAGUES   | 10,825.81     | 0.00      | 232.44    | 10,593.37    |                  |
| 17-may-99 | PAGO JUICIO YANNIC. C/ LA COMERC. | 10,593.37     | 0.00      | 256.10    | 10,337.27    |                  |

PROY-SOI

12237

## ANEXO IV - ESTADO DE EVOLUCION DE LA CAJA

## ANEXO II



| MESES     | CONCEPTO                         | SALDO INICIAL | DEBITOS   | CREDITOS | SALDO CUENTA | SALDO FINAL CAJA |
|-----------|----------------------------------|---------------|-----------|----------|--------------|------------------|
| 17-may-99 | PAGO JUICIO MELGAR C/ BELLAGIO   | 10,337.27     | 0.00      | 18.41    | 10,318.86    |                  |
| 17-may-99 | TRANSF DE CTA AHORRO 2560        | 10,318.86     | 45,815.45 | 0.00     | 56,134.31    |                  |
| 17-may-99 | TRANSF DE CTA AHORRO 2560        | 56,134.31     | 20,000.00 | 0.00     | 76,134.31    |                  |
| 17-may-99 | CAPIEL REC 513                   | 76,134.31     | 0.00      | 1,100.00 | 75,034.31    |                  |
| 17-may-99 | CAPIEL REC 514                   | 75,034.31     | 0.00      | 1,100.00 | 73,934.31    |                  |
| 17-may-99 | CAPIEL REC 515                   | 73,934.31     | 0.00      | 1,100.00 | 72,834.31    |                  |
| 17-may-99 | ECHAVE REC 570                   | 72,834.31     | 0.00      | 1,100.00 | 71,734.31    |                  |
| 17-may-99 | ACIAR REC 67                     | 71,734.31     | 0.00      | 2,092.43 | 69,641.88    |                  |
| 17-may-99 | TRYBJS REC 657                   | 69,641.88     | 0.00      | 1,500.00 | 68,141.88    |                  |
| 17-may-99 | BERTONE FAC 307                  | 68,141.88     | 0.00      | 1,642.43 | 66,499.45    |                  |
| 17-may-99 | GODOY REC 63                     | 66,499.45     | 0.00      | 1,462.43 | 65,037.02    |                  |
| 17-may-99 | GODOY REC 64                     | 65,037.02     | 0.00      | 350.00   | 64,687.02    |                  |
| 17-may-99 | FUNES REC 44                     | 64,687.02     | 0.00      | 1,600.00 | 63,087.02    |                  |
| 17-may-99 | ELLI REC 374                     | 63,087.02     | 0.00      | 1,462.43 | 61,624.59    |                  |
| 17-may-99 | CANTARO REC 43                   | 61,624.59     | 0.00      | 1,500.00 | 60,124.59    |                  |
| 17-may-99 | LESCANO H. REC 198               | 60,124.59     | 0.00      | 1,642.43 | 58,482.16    |                  |
| 17-may-99 | FERFER FAC 10                    | 58,482.16     | 0.00      | 1,089.00 | 57,393.16    |                  |
| 17-may-99 | SARLI REC 114                    | 57,393.16     | 0.00      | 1,500.00 | 55,893.16    |                  |
| 17-may-99 | NITRI REC 51                     | 55,893.16     | 0.00      | 1,500.00 | 54,393.16    |                  |
| 17-may-99 | GIUSTO REC 43                    | 54,393.16     | 0.00      | 2,900.00 | 51,493.16    |                  |
| 17-may-99 | SAINTE MARTIN REC 741            | 51,493.16     | 0.00      | 1,732.43 | 49,760.73    |                  |
| 17-may-99 | BILLAUD REC 639                  | 49,760.73     | 0.00      | 1,462.43 | 48,298.30    |                  |
| 17-may-99 | LESCANO CARLOS REC 57            | 48,298.30     | 0.00      | 2,000.00 | 46,298.30    |                  |
| 17-may-99 | ETCHEVERRY FAC 360               | 46,298.30     | 0.00      | 1,732.43 | 44,565.87    |                  |
| 17-may-99 | BAREOT FAC 290                   | 44,565.87     | 0.00      | 1,732.43 | 42,833.44    |                  |
| 17-may-99 | BAREOT FAC 298                   | 42,833.44     | 0.00      | 1,732.43 | 41,101.01    |                  |
| 17-may-99 | BAREOT FAC 300                   | 41,101.01     | 0.00      | 1,192.43 | 39,908.58    |                  |
| 17-may-99 | FADEL, JUANA REC 293             | 39,908.58     | 0.00      | 1,600.00 | 38,308.58    |                  |
| 17-may-99 | ACIAR REC 66                     | 38,308.58     | 0.00      | 2,092.43 | 36,216.15    |                  |
| 17-may-99 | MICELLI REC 46                   | 36,216.15     | 0.00      | 1,642.43 | 34,573.72    |                  |
| 17-may-99 | SUELDO REC 004                   | 34,573.72     | 0.00      | 1,600.00 | 32,973.72    |                  |
| 17-may-99 | MALET REC 244                    | 32,973.72     | 0.00      | 1,552.43 | 31,421.29    |                  |
| 17-may-99 | SORIA REC 209                    | 31,421.29     | 0.00      | 2,182.43 | 29,238.86    |                  |
| 17-may-99 | VESPUCCI REC 291                 | 29,238.86     | 0.00      | 2,182.43 | 27,056.43    |                  |
| 17-may-99 | GALDEANO REC 1062                | 27,056.43     | 0.00      | 1,100.00 | 25,956.43    |                  |
| 18-may-99 | PAGO JUICIO ZAMBRINO C/ ISMAIL   | 25,956.43     | 0.00      | 1,437.45 | 24,518.98    |                  |
| 18-may-99 | PAGO JUICIO GIMENEZ C/ CENTENO   | 24,518.98     | 0.00      | 5.29     | 24,513.69    |                  |
| 18-may-99 | SUELDOS - AGROGLIANO 03/99       | 24,513.69     | 0.00      | 1,041.66 | 23,472.03    |                  |
| 18-may-99 | INDEMNIZ. SEG.DE VIDA AGROGLIANO | 23,472.03     | 0.00      | 5,753.58 | 17,718.45    |                  |
| 18-may-99 | LA HOZ FAC 11                    | 17,718.45     | 0.00      | 2,500.00 | 15,218.45    |                  |
| 18-may-99 | RAVETTA REC. 189                 | 15,218.45     | 0.00      | 1,600.00 | 13,618.45    |                  |
| 18-may-99 | MONTOYA REC 342                  | 13,618.45     | 0.00      | 1,642.00 | 11,976.45    |                  |
| 18-may-99 | GTOS.DE SEPELIO AGROGLIANO       | 11,976.45     | 0.00      | 1,300.00 | 10,676.45    |                  |
| 18-may-99 | GTOS. JUDIC. ORG.C.A. C/ IERTRI  | 10,676.45     | 0.00      | 70.00    | 10,606.45    |                  |
| 19-may-99 | GASTOS VARIOS DRA. BEDUINO       | 10,606.45     | 0.00      | 44.10    | 10,562.35    |                  |
| 19-may-99 | GASTOS VARIOS DR. ETCHEVERRY     | 10,562.35     | 0.00      | 11.80    | 10,550.55    |                  |
| 19-may-99 | GTOS. JUDIC. CHAMORRO C/ CARRIZO | 10,550.55     | 0.00      | 70.00    | 10,480.55    |                  |
| 19-may-99 | GTOS. JUDIC. DA SILVA C/ VECINO  | 10,480.55     | 0.00      | 70.00    | 10,410.55    |                  |
| 19-may-99 | PMC. PERSONAL - PALERMO          | 10,410.55     | 96.00     | 0.00     | 10,506.55    |                  |

PRCY-SO1

12237

ANEXO IV - ESTADO DE EVOLUCION DE LA CAJA

ANEXO II



| MESES     | CONCEPTO                          | SALDO INICIAL | DEBITOS    | CREDITOS | SALDO CUENTA | SALDO FINAL CAJA |
|-----------|-----------------------------------|---------------|------------|----------|--------------|------------------|
| 19-may-99 | PMO. PEF.SONAL - GAUNA            | 10,506.55     | 50.00      | 0.00     | 10,556.55    |                  |
| 19-may-99 | RECUP. DE PMO. NECOCHEA           | 10,556.55     | 600.00     | 0.00     | 11,156.55    |                  |
| 20-may-99 | TRANSF DE CTA AHORRO 2560         | 11,156.55     | 15,000.00  | 0.00     | 26,156.55    |                  |
| 20-may-99 | STIVALA REC 207                   | 26,156.55     | 0.00       | 1,732.43 | 24,424.12    |                  |
| 20-may-99 | PAGO JUICIO ALMEIDA C/CNAS        | 24,424.12     | 0.00       | 152.22   | 24,271.90    |                  |
| 20-may-99 | TASA JUDIC. CNAS C/ MOSQUERA      | 24,271.90     | 0.00       | 67.65    | 24,204.25    |                  |
| 20-may-99 | NIGOLIAN FAC 21                   | 24,204.25     | 0.00       | 145.00   | 24,059.25    |                  |
| 20-may-99 | CAJA CHICA N° 7                   | 24,059.25     | 0.00       | 3,496.50 | 20,562.75    |                  |
| 20-may-99 | CURTO REC 001                     | 20,562.75     | 0.00       | 1,763.67 | 18,799.08    |                  |
| 21-may-99 | SATLER ROLANDO C/CNAS             | 18,799.08     | 0.00       | 6,721.00 | 12,078.08    |                  |
| 21-may-99 | FADEL. REC. VARIOS                | 12,078.08     | 0.00       | 840.00   | 11,238.08    |                  |
| 21-may-99 | FADEL. REC. VARIOS                | 11,238.08     | 0.00       | 990.00   | 10,248.08    |                  |
| 21-may-99 | INS. COMP. COUSELO FAC 124        | 10,248.08     | 0.00       | 1,201.04 | 9,047.04     |                  |
| 21-may-99 | INS. COMP. COUSELO FAC 133        | 9,047.04      | 0.00       | 1,118.50 | 7,928.54     |                  |
| 21-may-99 | PMO. MUNIC. DE PARANA             | 7,928.54      | 6,721.00   | 0.00     | 14,649.54    |                  |
| 22-may-99 | MANT EDIF. TELETRONICA FAC 35     | 14,649.54     | 0.00       | 6,979.00 | 7,670.54     |                  |
| 24-may-99 | APORTES FERRER ABRIL/99           | 7,670.54      | 0.00       | 180.00   | 7,490.54     |                  |
| 24-may-99 | APORTES VESPUCCI ABRIL/99         | 7,490.54      | 0.00       | 460.00   | 7,030.54     |                  |
| 24-may-99 | APORTES SORIA ABRIL/99            | 7,030.54      | 0.00       | 460.00   | 6,570.54     |                  |
| 24-may-99 | PMO. PERSONAL- KRYKSMAN, S.       | 6,570.54      | 6.00       | 0.00     | 6,576.54     |                  |
| 26-may-99 | TRANSF DE CTA AHORRO 2560         | 6,576.54      | 30,000.00  | 0.00     | 36,576.54    |                  |
| 26-may-99 | CORONEL REC 66                    | 36,576.54     | 0.00       | 700.00   | 35,876.54    |                  |
| 26-may-99 | DESHAYS REC 87                    | 35,876.54     | 0.00       | 1,100.00 | 34,776.54    |                  |
| 26-may-99 | MAISONIAVE REC 178                | 34,776.54     | 0.00       | 1,600.00 | 33,176.54    |                  |
| 26-may-99 | RECLP. DR. BARBOT                 | 33,176.54     | 80.45      | 0.00     | 33,256.99    |                  |
| 26-may-99 | RECLP. DR. BARBOT                 | 33,256.99     | 80.45      | 0.00     | 33,337.44    |                  |
| 27-may-99 | PAGO JUICIO ZAMBRINO C/ ISMAIL    | 33,337.44     | 0.00       | 1,590.13 | 31,747.31    |                  |
| 27-may-99 | ADM. RIE SGOS DEL TRABAJO 04/99   | 31,747.31     | 0.00       | 3,838.23 | 27,909.08    |                  |
| 27-may-99 | GESTORIA ALVREZ FAC VRIAS         | 27,909.08     | 0.00       | 610.00   | 27,299.08    |                  |
| 27-may-99 | CANTERO FAC 003                   | 27,299.08     | 0.00       | 726.00   | 26,573.08    |                  |
| 28-may-99 | PAGO JUICIO BERNAL C/ PLATESTIBA  | 26,573.08     | 0.00       | 4,074.44 | 22,498.64    |                  |
| 01-jun-99 | PAGO JUICIO COHEN PAPINI C/DUFOUR | 22,498.64     | 0.00       | 7,010.07 | 15,488.57    |                  |
| 01-jun-99 | TRANSF DE CTA AHORRO 2560         | 15,488.57     | 20,000.00  | 0.00     | 35,488.57    |                  |
| 01-jun-99 | TRANSF DE CTA AHORRO 2560         | 35,488.57     | 185,300.00 | 0.00     | 220,788.57   |                  |
| 01-jun-99 | TABBITA REC 174                   | 220,788.57    | 0.00       | 2,600.00 | 218,188.57   |                  |
| 01-jun-99 | MEDINA REC 20                     | 218,188.57    | 0.00       | 1,500.00 | 216,688.57   |                  |
| 01-jun-99 | FERNADEZ PLACIDO REC 45           | 216,688.57    | 0.00       | 2,500.00 | 214,188.57   |                  |
| 01-jun-99 | TALLERICO REC 119                 | 214,188.57    | 0.00       | 2,600.00 | 211,588.57   |                  |
| 01-jun-99 | NOYER FAC 119                     | 211,588.57    | 0.00       | 2,500.00 | 209,088.57   |                  |
| 01-jun-99 | ARRIGO FAC 47                     | 209,088.57    | 0.00       | 1,900.00 | 207,188.57   |                  |
| 01-jun-99 | ZEBALLOS REC 49                   | 207,188.57    | 0.00       | 1,050.00 | 206,138.57   |                  |
| 01-jun-99 | MASCADRI FAC 400                  | 206,138.57    | 0.00       | 3,100.00 | 203,038.57   |                  |
| 01-jun-99 | MENEM REC 16                      | 203,038.57    | 0.00       | 2,700.00 | 200,338.57   |                  |
| 01-jun-99 | ROTTEP REC 42                     | 200,338.57    | 0.00       | 2,500.00 | 197,838.57   |                  |
| 01-jun-99 | MOLINA REC 45                     | 197,838.57    | 0.00       | 1,750.00 | 196,088.57   |                  |
| 01-jun-99 | MARTIN REC 45                     | 196,088.57    | 0.00       | 1,950.00 | 194,138.57   |                  |
| 01-jun-99 | ALFARC REC 122                    | 194,138.57    | 0.00       | 2,500.00 | 191,638.57   |                  |
| 01-jun-99 | SAAVEDRA REC 22                   | 191,638.57    | 0.00       | 1,000.00 | 190,638.57   |                  |
| 01-jun-99 | CAFFARO ROSSI REC 45              | 190,638.57    | 0.00       | 1,400.00 | 189,238.57   |                  |

PROY-501  
19237



ANEXO IV - ESTADO DE EVOLUCION DE LA CAJA

ANEXO II



| MESES     | CONCEPTO                 | SALDO INICIAL | DEBITOS | CREDITOS | SALDO CUENTA | SALDO FINAL CAJA |
|-----------|--------------------------|---------------|---------|----------|--------------|------------------|
| 01-jun-99 | SEGURADO FAC 10          | 189,238.57    | 0.00    | 1,100.00 | 188,138.57   |                  |
| 01-jun-99 | MORRAZON REC 46          | 188,138.57    | 0.00    | 1,300.00 | 186,838.57   |                  |
| 01-jun-99 | LAURIA REC 44            | 186,838.57    | 0.00    | 1,700.00 | 185,138.57   |                  |
| 01-jun-99 | MAIDANA REC 46           | 185,138.57    | 0.00    | 950.00   | 184,188.57   |                  |
| 01-jun-99 | PUJOL FAC 17             | 184,188.57    | 0.00    | 1,200.00 | 182,988.57   |                  |
| 01-jun-99 | ARRIGHI REC 62           | 182,988.57    | 0.00    | 2,800.00 | 180,188.57   |                  |
| 01-jun-99 | LASCANO H. REC 25        | 180,188.57    | 0.00    | 1,900.00 | 178,288.57   |                  |
| 01-jun-99 | ALVAREZ, G. REC 50       | 178,288.57    | 0.00    | 1,300.00 | 176,988.57   |                  |
| 01-jun-99 | ZYLBERBERG FAC 003       | 176,988.57    | 0.00    | 2,800.00 | 174,188.57   |                  |
| 01-jun-99 | SUBIZAR REC 90           | 174,188.57    | 0.00    | 3,500.00 | 170,688.57   |                  |
| 01-jun-99 | BENITEZ FAC 45           | 170,688.57    | 0.00    | 1,000.00 | 169,688.57   |                  |
| 01-jun-99 | LA HOZ FAC 12            | 169,688.57    | 0.00    | 2,500.00 | 167,188.57   |                  |
| 01-jun-99 | VELASQUE REC 252         | 167,188.57    | 0.00    | 1,500.00 | 165,688.57   |                  |
| 01-jun-99 | VITALE REC 23            | 165,688.57    | 0.00    | 1,450.00 | 164,238.57   |                  |
| 01-jun-99 | CAMEIAGGI REC 307        | 164,238.57    | 0.00    | 2,800.00 | 161,438.57   |                  |
| 01-jun-99 | HERMIDA FAC 101          | 161,438.57    | 0.00    | 3,600.00 | 157,838.57   |                  |
| 01-jun-99 | LACORTE REC 42           | 157,838.57    | 0.00    | 1,100.00 | 156,738.57   |                  |
| 01-jun-99 | BUFFA FAC 31             | 156,738.57    | 0.00    | 1,000.00 | 155,738.57   |                  |
| 01-jun-99 | ESTEVEZ REC 499          | 155,738.57    | 0.00    | 2,500.00 | 153,238.57   |                  |
| 01-jun-99 | BUSO REC 99              | 153,238.57    | 0.00    | 6,000.00 | 147,238.57   |                  |
| 01-jun-99 | RODRIGUEZ CARDO REC 002  | 147,238.57    | 0.00    | 1,400.00 | 145,838.57   |                  |
| 01-jun-99 | CANDIA REC 115           | 145,838.57    | 0.00    | 1,700.00 | 144,138.57   |                  |
| 01-jun-99 | ROCCO PABLO FAC 47       | 144,138.57    | 0.00    | 3,000.00 | 141,138.57   |                  |
| 01-jun-99 | MARTINEZ REC 111         | 141,138.57    | 0.00    | 2,800.00 | 138,338.57   |                  |
| 01-jun-99 | CATINARI FAC 12          | 138,338.57    | 0.00    | 1,000.00 | 137,338.57   |                  |
| 01-jun-99 | LOPEZ FERNADEZ REC 67    | 137,338.57    | 0.00    | 3,000.00 | 134,338.57   |                  |
| 01-jun-99 | CAAMAÑO FAC 38           | 134,338.57    | 0.00    | 1,250.00 | 133,088.57   |                  |
| 01-jun-99 | BRAJIA REC 23            | 133,088.57    | 0.00    | 3,300.00 | 129,788.57   |                  |
| 01-jun-99 | CARBONELL REC 45         | 129,788.57    | 0.00    | 2,800.00 | 126,988.57   |                  |
| 01-jun-99 | BARRAGAN REC 45          | 126,988.57    | 0.00    | 2,500.00 | 124,488.57   |                  |
| 01-jun-99 | DEL POTRO FAC 43         | 124,488.57    | 0.00    | 2,500.00 | 121,988.57   |                  |
| 01-jun-99 | FERNANDEZ RICARDO REC 86 | 121,988.57    | 0.00    | 4,000.00 | 117,988.57   |                  |
| 01-jun-99 | CRESPI REC 505           | 117,988.57    | 0.00    | 3,500.00 | 114,488.57   |                  |
| 01-jun-99 | GATIUS REC 108           | 114,488.57    | 0.00    | 3,000.00 | 111,488.57   |                  |
| 01-jun-99 | GIGLIOTTI FAC 005        | 111,488.57    | 0.00    | 900.00   | 110,588.57   |                  |
| 01-jun-99 | GONZALEZ, G. FAC 002     | 110,588.57    | 0.00    | 1,000.00 | 109,588.57   |                  |
| 01-jun-99 | SPATAFO REC 44           | 109,588.57    | 0.00    | 2,500.00 | 107,088.57   |                  |
| 01-jun-99 | BLANCO REC 45            | 107,088.57    | 0.00    | 2,600.00 | 104,488.57   |                  |
| 01-jun-99 | ANGULO FAC 64            | 104,488.57    | 0.00    | 3,950.00 | 100,538.57   |                  |
| 01-jun-99 | BORTON REC 358           | 100,538.57    | 0.00    | 2,700.00 | 97,838.57    |                  |
| 01-jun-99 | CAFFARONE REC 44         | 97,838.57     | 0.00    | 1,400.00 | 96,438.57    |                  |
| 01-jun-99 | CREGC REC 42             | 96,438.57     | 0.00    | 1,400.00 | 95,038.57    |                  |
| 01-jun-99 | SPINELLA FAC 48          | 95,038.57     | 0.00    | 2,950.00 | 92,088.57    |                  |
| 01-jun-99 | MARTINOIA REC 85         | 92,088.57     | 0.00    | 1,950.00 | 90,138.57    |                  |
| 01-jun-99 | BAEZA FAC 12             | 90,138.57     | 0.00    | 1,500.00 | 88,638.57    |                  |
| 01-jun-99 | SOBERERO REC 17          | 88,638.57     | 0.00    | 850.00   | 87,788.57    |                  |
| 01-jun-99 | COLZO REC 121            | 87,788.57     | 0.00    | 2,300.00 | 85,488.57    |                  |
| 01-jun-99 | LLANOS FAC 280           | 85,488.57     | 0.00    | 4,000.00 | 81,488.57    |                  |
| 01-jun-99 | LARRAGINA FAC 461        | 81,488.57     | 0.00    | 4,150.00 | 77,338.57    |                  |

PROY-S01  
12237

*[Handwritten signature]*



## ANEXO IV - ESTADO DE EVOLUCION DE LA CAJA

## ANEXO II



| MESES     | CONCEPTO                           | SALDO INICIAL | DEBITOS   | CREDITOS | SALDO CUENTA | SALDO FINAL CAJA |
|-----------|------------------------------------|---------------|-----------|----------|--------------|------------------|
| 01-jun-99 | TURTURRO REC 121                   | 77,338.57     | 0.00      | 3,500.00 | 73,838.57    |                  |
| 01-jun-99 | BRUNO REC 47                       | 73,838.57     | 0.00      | 2,500.00 | 71,338.57    |                  |
| 01-jun-99 | MASSOLO REC 44                     | 71,338.57     | 0.00      | 2,200.00 | 69,138.57    |                  |
| 01-jun-99 | BACHULE REC 21                     | 69,138.57     | 0.00      | 2,500.00 | 66,638.57    |                  |
| 01-jun-99 | BAIER FAC 125                      | 66,638.57     | 0.00      | 1,800.00 | 64,838.57    |                  |
| 01-jun-99 | WRIGHT REC 70                      | 64,838.57     | 0.00      | 1,950.00 | 62,888.57    |                  |
| 01-jun-99 | GESUALDO REC 478                   | 62,888.57     | 0.00      | 4,000.00 | 58,888.57    |                  |
| 01-jun-99 | CAMPAGNOLI FAC 18                  | 58,888.57     | 0.00      | 800.00   | 58,088.57    |                  |
| 01-jun-99 | DE SIMONE FAC 23                   | 58,088.57     | 0.00      | 1,900.00 | 56,188.57    |                  |
| 01-jun-99 | LAGOMARSINO FAC 006                | 56,188.57     | 0.00      | 900.00   | 55,288.57    |                  |
| 01-jun-99 | BEHOTEGUY REC 45                   | 55,288.57     | 0.00      | 1,400.00 | 53,888.57    |                  |
| 01-jun-99 | BUTTY REC 17                       | 53,888.57     | 0.00      | 1,100.00 | 52,788.57    |                  |
| 01-jun-99 | KUPFER FAC 62                      | 52,788.57     | 0.00      | 2,900.00 | 49,888.57    |                  |
| 01-jun-99 | FERNANDEZ ROBERTO REC 105          | 49,888.57     | 0.00      | 2,800.00 | 47,088.57    |                  |
| 01-jun-99 | LUTTERAL FAC 67                    | 47,088.57     | 0.00      | 2,900.00 | 44,188.57    |                  |
| 01-jun-99 | SANZ FAC 78                        | 44,188.57     | 0.00      | 2,500.00 | 41,688.57    |                  |
| 01-jun-99 | COLLADOS FAC 120                   | 41,688.57     | 0.00      | 2,000.00 | 39,688.57    |                  |
| 01-jun-99 | FERREYRA REC 55                    | 39,688.57     | 0.00      | 2,500.00 | 37,188.57    |                  |
| 01-jun-99 | DEL VECCHIO FAC 50                 | 37,188.57     | 0.00      | 2,500.00 | 34,688.57    |                  |
| 01-jun-99 | NIGGLIAN FAC 22                    | 34,688.57     | 0.00      | 350.00   | 34,338.57    |                  |
| 01-jun-99 | MOSTEIRO FAC 416                   | 34,338.57     | 0.00      | 2,850.00 | 31,488.57    |                  |
| 01-jun-99 | REMIUN LIQUID. DR. ACEVEDO 05/99   | 31,488.57     | 0.00      | 6,901.84 | 24,586.73    |                  |
| 01-jun-99 | LO TARTARO REC 37                  | 24,586.73     | 0.00      | 2,900.00 | 21,686.73    |                  |
| 01-jun-99 | GTOS. NOT. DROGO C/MONASTERIO      | 21,686.73     | 0.00      | 70.00    | 21,616.73    |                  |
| 02-jun-99 | TRANSF DE CTA AHORRO 2560          | 21,616.73     | 25,000.00 | 0.00     | 46,616.73    |                  |
| 02-jun-99 | SEG. VIDA COLECTIVO 04/99          | 46,616.73     | 0.00      | 1.33     | 46,615.40    |                  |
| 02-jun-99 | GTOS. JUD. DR. ETCHEVERRY          | 46,615.40     | 0.00      | 11.51    | 46,603.89    |                  |
| 02-jun-99 | GTOS. JUD. DR. SAINT MARTIN        | 46,603.89     | 0.00      | 60.00    | 46,543.89    |                  |
| 02-jun-99 | BLANIDA REC 61                     | 46,543.89     | 0.00      | 3,900.00 | 42,643.89    |                  |
| 03-jun-99 | PAGO JUICIO VERTA C/ FERREIRO      | 42,643.89     | 0.00      | 100.10   | 42,543.79    |                  |
| 03-jun-99 | PAGO TELEFONICA FAC VRIAS          | 42,543.79     | 0.00      | 2,262.27 | 40,281.52    |                  |
| 03-jun-99 | PAGO TELEFONICA FAC VRIAS          | 40,281.52     | 0.00      | 1,141.60 | 39,139.92    |                  |
| 03-jun-99 | SOSA FAC 18                        | 39,139.92     | 0.00      | 5,000.00 | 34,139.92    |                  |
| 03-jun-99 | BEDJINO REC 87                     | 34,139.92     | 0.00      | 1,462.43 | 32,677.49    |                  |
| 03-jun-99 | LIMONTA REC 254                    | 32,677.49     | 0.00      | 1,462.43 | 31,215.06    |                  |
| 03-jun-99 | DARRIEA REC 371                    | 31,215.06     | 0.00      | 1,800.00 | 29,415.06    |                  |
| 03-jun-99 | CAJA CHICA N° 8                    | 29,415.06     | 0.00      | 3,011.84 | 26,403.22    |                  |
| 03-jun-99 | TRANSP. SAN CRISTOBAL FAC 45       | 26,403.22     | 0.00      | 617.10   | 25,786.12    |                  |
| 03-jun-99 | ANT. C. GTOS. D. SPINELLA / ANGULO | 25,786.12     | 0.00      | 874.00   | 24,912.12    |                  |
| 03-jun-99 | PALMERO FAC 7                      | 24,912.12     | 0.00      | 3,200.00 | 21,712.12    |                  |
| 03-jun-99 | GONZALEZ REC 43                    | 21,712.12     | 0.00      | 3,000.00 | 18,712.12    |                  |
| 03-jun-99 | PMC. PERSONAL - SALAZAR, DANIEL    | 18,712.12     | 466.00    | 0.00     | 19,178.12    |                  |
| 03-jun-99 | PMC. PERSONAL - CAMERA, EDUARDO    | 19,178.12     | 400.00    | 0.00     | 19,578.12    |                  |
| 03-jun-99 | REINTEGRO VIATICOS DR CRESPI       | 19,578.12     | 30.00     | 0.00     | 19,608.12    |                  |
| 04-jun-99 | TRANSF DE CTA AHORRO 2560          | 19,608.12     | 6,037.00  | 0.00     | 25,645.12    |                  |
| 04-jun-99 | GULLY REC 216                      | 25,645.12     | 0.00      | 1,900.00 | 23,745.12    |                  |
| 04-jun-99 | COF. TEZ REC 338                   | 23,745.12     | 0.00      | 4,600.00 | 19,145.12    |                  |
| 04-jun-99 | COOP. DE TRAB. Y VIG. FAC 171      | 19,145.12     | 0.00      | 4,213.01 | 14,932.11    |                  |
| 07-jun-99 | GTOS. NOT. FERNANDEZ C/ GASPAR     | 14,932.11     | 0.00      | 60.00    | 14,872.11    |                  |

PROY-501

12237



## ANEXO IV - ESTADO DE EVOLUCION DE LA CAJA

## ANEXO II



| MESES     | CONCEPTO                             | SALDO INICIAL | DEBITOS   | CREDITOS  | SALDO CUENTA | SALDO FINAL CAJA |
|-----------|--------------------------------------|---------------|-----------|-----------|--------------|------------------|
| 07-jun-99 | BALLAJZ REC 42                       | 14,872.11     | 0.00      | 4,000.00  | 10,872.11    |                  |
| 08-jun-99 | PAGO JUICIOS CTA. EMBARGO            | 10,872.11     | 0.00      | 6,037.00  | 4,835.11     |                  |
| 08-jun-99 | PAGO JUICIO BANCHERO C/ SANCHEZ      | 4,835.11      | 0.00      | 149.42    | 4,685.69     |                  |
| 08-jun-99 | PAGO JUICIO CASTELLI C/ ANDREATTA    | 4,685.69      | 0.00      | 1,585.00  | 3,100.69     |                  |
| 08-jun-99 | TRANSF DE CTA AHORRO 2560            | 3,100.69      | 30,000.00 | 0.00      | 33,100.69    |                  |
| 08-jun-99 | PASAJTIAS FAC. CS. ECONOM. 05/99     | 33,100.69     | 0.00      | 4,183.20  | 28,917.49    |                  |
| 08-jun-99 | PASAJTIAS FAC. DER.Y CS. SOC.05/99   | 28,917.49     | 0.00      | 11,400.00 | 17,517.49    |                  |
| 09-jun-99 | PAGO JUICIO CNAS C/ MOSQUERA         | 17,517.49     | 0.00      | 182.00    | 17,335.49    |                  |
| 09-jun-99 | PAGO JUICIO RESENTE C/ D.G.C.E.      | 17,335.49     | 0.00      | 100.00    | 17,235.49    |                  |
| 09-jun-99 | PAGO JUICIO CNAS C/ MARTIN, R.       | 17,235.49     | 0.00      | 123.92    | 17,111.57    |                  |
| 09-jun-99 | TRANSF DE CTA AHORRO 2560            | 17,111.57     | 15,000.00 | 0.00      | 32,111.57    |                  |
| 09-jun-99 | TRANSF DE DOLARES                    | 32,111.57     | 1,150.00  | 0.00      | 33,261.57    |                  |
| 09-jun-99 | MANT. EDIF. TELCOMRED FAC 63         | 33,261.57     | 0.00      | 2,950.00  | 30,311.57    |                  |
| 09-jun-99 | BRESSAN REC 65                       | 30,311.57     | 0.00      | 2,850.00  | 27,461.57    |                  |
| 09-jun-99 | OBRA SOCIAL BANCARIA 05/99           | 27,461.57     | 0.00      | 249.96    | 27,211.61    |                  |
| 09-jun-99 | ADM. RIESGOS DEL TRABAJO 05/99       | 27,211.61     | 0.00      | 113.58    | 27,098.03    |                  |
| 09-jun-99 | GTO.S. JUDIC. DRA. BEDUINO           | 27,098.03     | 0.00      | 44.10     | 27,053.93    |                  |
| 09-jun-99 | SEG. PERS. ESTADO 05/99              | 27,053.93     | 0.00      | 3.76      | 27,050.17    |                  |
| 09-jun-99 | GTO.S JUDIC. DRA. BEDUINO            | 27,050.17     | 0.00      | 28.90     | 27,021.27    |                  |
| 09-jun-99 | GTO.S JUDIC. DRA. BEDUINO            | 27,021.27     | 0.00      | 1,353.70  | 25,667.57    |                  |
| 09-jun-99 | GTO.S JUDIC. DR. ETCHEVERRY          | 25,667.57     | 0.00      | 13.75     | 25,653.82    |                  |
| 09-jun-99 | REND.GTOS. DR. ANGULO / SPINELLA     | 25,653.82     | 0.00      | 7.86      | 25,645.96    |                  |
| 10-jun-99 | PAGO JUICIO BOLTANA SA S/QUIEBRA     | 25,645.96     | 0.00      | 93.34     | 25,552.62    |                  |
| 10-jun-99 | PAGO JUICIO ANRIQUE C/ CNAS          | 25,552.62     | 0.00      | 150.00    | 25,402.62    |                  |
| 10-jun-99 | PAGO JUICIO CNAS C/ MADERO DE R.     | 25,402.62     | 0.00      | 40.15     | 25,362.47    |                  |
| 10-jun-99 | PAGO JUICIO BOSTON SEG. C/ A. A.     | 25,362.47     | 0.00      | 200.00    | 25,162.47    |                  |
| 10-jun-99 | PAGO JUICIO C. J. BCO. PROV. C/ A.A. | 25,162.47     | 0.00      | 228.86    | 24,933.61    |                  |
| 10-jun-99 | MANT. EDIF. ELECTRONICA FAC 47       | 24,933.61     | 0.00      | 5,981.99  | 18,951.62    |                  |
| 10-jun-99 | ALLIEVI FAC 122                      | 18,951.62     | 0.00      | 4,000.00  | 14,951.62    |                  |
| 11-jun-99 | PAGO JUICIO DEL FAVERO C/ LAURIA     | 14,951.62     | 0.00      | 747.87    | 14,203.75    |                  |
| 11-jun-99 | PAGO JUICIO CABRERA C/PALACIOS       | 14,203.75     | 0.00      | 200.00    | 14,003.75    |                  |
| 11-jun-99 | PAGO JUICIO EL HALCON C/ LEDDA, L.   | 14,003.75     | 0.00      | 108.69    | 13,895.06    |                  |
| 11-jun-99 | PAGO JUICIO BERNAL C/ ANDRUSSEN      | 13,895.06     | 0.00      | 847.30    | 13,047.76    |                  |
| 11-jun-99 | PAGO JUICIO CAMPOY C/ ARANA          | 13,047.76     | 0.00      | 165.00    | 12,882.76    |                  |
| 11-jun-99 | PAGO JUICIO CNAS C/ BUACAR           | 12,882.76     | 0.00      | 15.16     | 12,867.60    |                  |
| 11-jun-99 | PAGO JUICIO T. CHICAGO C/ OLIVERIO   | 12,867.60     | 0.00      | 384.17    | 12,483.43    |                  |
| 11-jun-99 | PAGO JUIC. MONTOYA H. C/GONZALEZ     | 12,483.43     | 0.00      | 526.29    | 11,957.14    |                  |
| 11-jun-99 | PAGO JUICIO ARIAS C/ NIGRA           | 11,957.14     | 0.00      | 200.00    | 11,757.14    |                  |
| 11-jun-99 | PAGO INSTIT. SIDUS C/ VALLE          | 11,757.14     | 0.00      | 200.00    | 11,557.14    |                  |
| 11-jun-99 | PAGO JUICIO CNAS C/ SOLAS, RITA      | 11,557.14     | 0.00      | 17.63     | 11,539.51    |                  |
| 11-jun-99 | PAGO JUICIO GATTI C/ BAGNATTO        | 11,539.51     | 0.00      | 188.06    | 11,351.45    |                  |
| 11-jun-99 | PAGO JUICIO CNAS C/ FERNANDEZ, A.    | 11,351.45     | 0.00      | 86.80     | 11,264.65    |                  |
| 11-jun-99 | PAGO JUICIO CNAS C/ MANSILLA         | 11,264.65     | 0.00      | 20.20     | 11,244.45    |                  |
| 11-jun-99 | PAGO JUICIO ARIAS M. A. C/ CNAS      | 11,244.45     | 0.00      | 120.36    | 11,124.09    |                  |
| 11-jun-99 | PAGO JUICIO LEMME CAJAL C/ CNAS      | 11,124.09     | 0.00      | 502.05    | 10,622.04    |                  |
| 11-jun-99 | INS. COMP. COUSELO FAC 134-135       | 10,622.04     | 0.00      | 748.00    | 9,874.04     |                  |
| 11-jun-99 | INS. COMP. COUSELO FAC 146-148       | 9,874.04      | 0.00      | 626.90    | 9,247.14     |                  |
| 11-jun-99 | PMO. PERSONAL - CRISTALDO, FELIX     | 9,247.14      | 105.00    | 0.00      | 9,352.14     |                  |
| 15-jun-99 | TRANSF DE CTA AHORRO 2560            | 9,352.14      | 30,000.00 | 0.00      | 39,352.14    |                  |

## ANEXO IV - ESTADO DE EVOLUCION DE LA CAJA

ANEXO II



| MESES     | CONCEPTO                             | SALDO INICIAL | DEBITOS   | CREDITOS  | SALDO CUENTA | SALDO FINAL CAJA |
|-----------|--------------------------------------|---------------|-----------|-----------|--------------|------------------|
| 15-jun-99 | REMUNERAC. DR. MIGLIERINI 05/99      | 39,352.14     | 0.00      | 5,678.12  | 33,674.02    |                  |
| 15-jun-99 | PMO. PERSONAL - PALOMBO, E.          | 33,674.02     | 350.00    | 0.00      | 34,024.02    |                  |
| 16-jun-99 | CURTO REC 002                        | 34,024.02     | 0.00      | 1,732.43  | 32,291.59    |                  |
| 16-jun-99 | STIVALA REC 211                      | 32,291.59     | 0.00      | 1,732.43  | 30,559.16    |                  |
| 16-jun-99 | BEDUINO REC 88                       | 30,559.16     | 0.00      | 1,462.43  | 29,096.73    |                  |
| 16-jun-99 | CAPIEL REC 516                       | 29,096.73     | 0.00      | 1,100.00  | 27,996.73    |                  |
| 16-jun-99 | MICELLI REC 47                       | 27,996.73     | 0.00      | 1,642.43  | 26,354.30    |                  |
| 16-jun-99 | BARBOT FAC 306                       | 26,354.30     | 0.00      | 1,192.43  | 25,161.87    |                  |
| 16-jun-99 | LESCANO H. REC 200                   | 25,161.87     | 0.00      | 1,642.43  | 23,519.44    |                  |
| 16-jun-99 | ECHAVE REC 572                       | 23,519.44     | 0.00      | 1,100.00  | 22,419.44    |                  |
| 16-jun-99 | BERTONE REC 310                      | 22,419.44     | 0.00      | 1,642.43  | 20,777.01    |                  |
| 16-jun-99 | FERRER FAC 12                        | 20,777.01     | 0.00      | 1,089.00  | 19,688.01    |                  |
| 16-jun-99 | ELLI REC 377                         | 19,688.01     | 0.00      | 1,462.43  | 18,225.58    |                  |
| 16-jun-99 | BILLAUD REC 646                      | 18,225.58     | 0.00      | 1,462.43  | 16,763.15    |                  |
| 16-jun-99 | LIMONTA REC 255                      | 16,763.15     | 0.00      | 1,462.43  | 15,300.72    |                  |
| 16-jun-99 | PERFOTE REC 465                      | 15,300.72     | 0.00      | 4,864.43  | 10,436.29    |                  |
| 16-jun-99 | PERFOTE REC 466                      | 10,436.29     | 0.00      | 2,488.43  | 7,947.86     |                  |
| 16-jun-99 | TRYBUS REC 659                       | 7,947.86      | 0.00      | 1,500.00  | 6,447.86     |                  |
| 16-jun-99 | RECUP. DRA. FADEL                    | 6,447.86      | 490.00    | 0.00      | 6,937.86     |                  |
| 17-jun-99 | TRANSF DE CTA AHORRO 2560            | 6,937.86      | 25,000.00 | 0.00      | 31,937.86    |                  |
| 17-jun-99 | GIUSTO REC 44                        | 31,937.86     | 0.00      | 1,900.00  | 30,037.86    |                  |
| 17-jun-99 | GTOS. NOT. FOLLERO, D. C/ REY, A.    | 30,037.86     | 0.00      | 70.00     | 29,967.86    |                  |
| 17-jun-99 | RECUP. DR. SORIA                     | 29,967.86     | 36.00     | 0.00      | 30,003.86    |                  |
| 18-jun-99 | ELLI REC 378                         | 30,003.86     | 0.00      | 163.04    | 29,840.82    |                  |
| 18-jun-99 | SEG. CONT. DE TRAB. MAYO/99          | 29,840.82     | 0.00      | 1.33      | 29,839.49    |                  |
| 18-jun-99 | GTOS. JUDIC. DRA. FUNES CECILIA      | 29,839.49     | 0.00      | 9.00      | 29,830.49    |                  |
| 18-jun-99 | ALLIEVI FAC 123                      | 29,830.49     | 0.00      | 4,000.00  | 25,830.49    |                  |
| 18-jun-99 | FADEL REC 294                        | 25,830.49     | 0.00      | 1,600.00  | 24,230.49    |                  |
| 18-jun-99 | FUNES REC 45                         | 24,230.49     | 0.00      | 1,000.00  | 23,230.49    |                  |
| 18-jun-99 | SUELDO REC 005                       | 23,230.49     | 0.00      | 1,000.00  | 22,230.49    |                  |
| 18-jun-99 | MAISONNAVE REC 179                   | 22,230.49     | 0.00      | 1,600.00  | 20,630.49    |                  |
| 18-jun-99 | DESHAYS REC 88                       | 20,630.49     | 0.00      | 1,100.00  | 19,530.49    |                  |
| 18-jun-99 | SARLI REC 115                        | 19,530.49     | 0.00      | 1,500.00  | 18,030.49    |                  |
| 18-jun-99 | SORIA REC 212                        | 18,030.49     | 0.00      | 2,182.43  | 15,848.06    |                  |
| 18-jun-99 | VESPUCCI REC 293                     | 15,848.06     | 0.00      | 2,182.43  | 13,665.63    |                  |
| 18-jun-99 | ACIAR REC 68                         | 13,665.63     | 0.00      | 1,192.43  | 12,473.20    |                  |
| 18-jun-99 | MALET REC 251                        | 12,473.20     | 0.00      | 1,192.43  | 11,280.77    |                  |
| 18-jun-99 | ADELANTO RET. GCIAS. JUNIO/99        | 11,280.77     | 0.00      | 417.48    | 10,863.29    |                  |
| 18-jun-99 | PMO PERSONAL - PALERMO, C.           | 10,863.29     | 96.00     | 0.00      | 10,959.29    |                  |
| 22-jun-99 | PAGO JUICIO BORGHI OSCAR C/ CNAS     | 10,959.29     | 0.00      | 1,000.00  | 9,959.29     |                  |
| 22-jun-99 | PMO MUNIC. DE PARANA-CTA. 37         | 9,959.29      | 6,721.00  | 0.00      | 16,680.29    |                  |
| 22-jun-99 | PAGO JUICIO SATLER C/ CNAS           | 16,680.29     | 0.00      | 6,721.00  | 9,959.29     |                  |
| 22-jun-99 | TRAI SF DE CTA AHORRO 2560           | 9,959.29      | 30,000.00 | 0.00      | 39,959.29    |                  |
| 22-jun-99 | PMO PERSONAL - KRYKSMAN, S.          | 39,959.29     | 206.00    | 0.00      | 40,165.29    |                  |
| 23-jun-99 | PAGO JUICIO AMEZAGA C/ CNAS          | 40,165.29     | 0.00      | 14,162.97 | 26,002.32    |                  |
| 23-jun-99 | PAGO JUICIO CORIA D. TORRE C/ FILENI | 26,002.32     | 0.00      | 5,198.60  | 20,803.72    |                  |
| 23-jun-99 | PAGO JUICIO GARCIA C/ CESINI B.      | 20,803.72     | 0.00      | 824.84    | 19,978.88    |                  |
| 23-jun-99 | PAGO JUICIO RIZZO C/ LOPEZ P.        | 19,978.88     | 0.00      | 2,163.15  | 17,815.73    |                  |
| 23-jun-99 | PAGO JUICIO RUSSO C/ CNAS            | 17,815.73     | 0.00      | 3,557.56  | 14,258.17    |                  |

PROY-SOI

12237

## ANEXO IV - ESTADO DE EVOLUCION DE LA CAJA

## ANEXO II



| MESES     | CONCEPTO                             | SALDO INICIAL | DEBITOS   | CREDITOS  | SALDO CUENTA | SALDO FINAL CAJA |
|-----------|--------------------------------------|---------------|-----------|-----------|--------------|------------------|
| 23-jun-99 | PAGO J. BALMACEDA C/HAGENDORF        | 14,258.17     | 0.00      | 1,733.20  | 12,524.97    |                  |
| 23-jun-99 | PAGO J. BALMACEDA C/HAGENDORF        | 12,524.97     | 0.00      | 412.93    | 12,112.04    |                  |
| 23-jun-99 | PAGO JUICIO FRYLINSTEIN C/ POLLAK    | 12,112.04     | 0.00      | 12.50     | 12,099.54    |                  |
| 23-jun-99 | RAVETTA REC 192                      | 12,099.54     | 0.00      | 800.00    | 11,299.54    |                  |
| 23-jun-99 | PAGO PUBLIC. CLARIN FAC 14302        | 11,299.54     | 0.00      | 157.30    | 11,142.24    |                  |
| 23-jun-99 | CAJA CHICA N° 9                      | 11,142.24     | 0.00      | 3,474.00  | 7,668.24     |                  |
| 24-jun-99 | TRANSF DE CTA AHORRO 2560            | 7,668.24      | 30,000.00 | 0.00      | 37,668.24    |                  |
| 24-jun-99 | GESTOR A ALVAREZ FAC VARIAS          | 37,668.24     | 0.00      | 1,340.00  | 36,328.24    |                  |
| 24-jun-99 | PAGO PUBLIC. AG. GAUTO FAC 139/40    | 36,328.24     | 0.00      | 665.00    | 35,663.24    |                  |
| 24-jun-99 | PAGO JUICIO RIOS, R. C/ CNAS         | 35,663.24     | 0.00      | 3,534.15  | 32,129.09    |                  |
| 24-jun-99 | PAGO JUICIO CHOPA, R. C/ AQUINO      | 32,129.09     | 0.00      | 3,895.90  | 28,233.19    |                  |
| 24-jun-99 | PAGO JUICIO PEREIRA, C. C/ AQUINO    | 28,233.19     | 0.00      | 2,013.23  | 26,219.96    |                  |
| 24-jun-99 | PAGO JUICIO BELLONI C/ GOUVEIA       | 26,219.96     | 0.00      | 1,434.00  | 24,785.96    |                  |
| 24-jun-99 | PAGO TELEFONICA ARG. FAC. VS.        | 24,785.96     | 0.00      | 79.09     | 24,706.87    |                  |
| 24-jun-99 | ASTORGA FAC 001                      | 24,706.87     | 0.00      | 1,500.00  | 23,206.87    |                  |
| 24-jun-99 | ASTORGA FAC 002                      | 23,206.87     | 0.00      | 1,500.00  | 21,706.87    |                  |
| 24-jun-99 | ASTORGA FAC 003                      | 21,706.87     | 0.00      | 1,500.00  | 20,206.87    |                  |
| 24-jun-99 | LESCANO, C. REC 58                   | 20,206.87     | 0.00      | 1,500.00  | 18,706.87    |                  |
| 24-jun-99 | ETCHEVERRY FAC 369                   | 18,706.87     | 0.00      | 1,732.43  | 16,974.44    |                  |
| 24-jun-99 | SAINT MARTIN REC 756                 | 16,974.44     | 0.00      | 800.00    | 16,174.44    |                  |
| 24-jun-99 | CORONEL REC 67                       | 16,174.44     | 0.00      | 700.00    | 15,474.44    |                  |
| 24-jun-99 | GODOY REC 65                         | 15,474.44     | 0.00      | 350.00    | 15,124.44    |                  |
| 24-jun-99 | PERFOTE REC 469                      | 15,124.44     | 0.00      | 2,488.43  | 12,636.01    |                  |
| 25-jun-99 | FADEL JORGE REC. VS.                 | 12,636.01     | 0.00      | 1,510.00  | 11,126.01    |                  |
| 25-jun-99 | INS. COMP. COUSELO FAC 147           | 11,126.01     | 0.00      | 381.00    | 10,745.01    |                  |
| 25-jun-99 | APORTES FERRER MAYO/99               | 10,745.01     | 0.00      | 180.00    | 10,565.01    |                  |
| 25-jun-99 | APORTES SORIA MAYO/99                | 10,565.01     | 0.00      | 460.00    | 10,105.01    |                  |
| 25-jun-99 | APORTES VESPUCCI MAYO/99             | 10,105.01     | 0.00      | 460.00    | 9,645.01     |                  |
| 25-jun-99 | GALDEANO REC 1069                    | 9,645.01      | 0.00      | 1,100.00  | 8,545.01     |                  |
| 28-jun-99 | TRANSF DE CTA AHORRO 2560            | 8,545.01      | 25,000.00 | 0.00      | 33,545.01    |                  |
| 28-jun-99 | PAGO JUICIO FLORES, M. A. C/ CNAS    | 33,545.01     | 0.00      | 1,572.68  | 31,972.33    |                  |
| 28-jun-99 | TRANSF. A DOLARES                    | 31,972.33     | 0.00      | 400.00    | 31,572.33    |                  |
| 28-jun-99 | GTOS. JUD. FERRARO C/ ORLANDO        | 31,572.33     | 0.00      | 60.00     | 31,512.33    |                  |
| 28-jun-99 | GTOS. JUD. DRA. COUZO, M.            | 31,512.33     | 0.00      | 10.00     | 31,502.33    |                  |
| 29-jun-99 | PAGO JUICIO MILOC, J. C/ I. N. T. A. | 31,502.33     | 0.00      | 2,590.00  | 28,912.33    |                  |
| 29-jun-99 | PAGO JUICIO DEL FAVERO C/ LAURIA     | 28,912.33     | 0.00      | 4,474.70  | 24,437.63    |                  |
| 29-jun-99 | PAGO J. AVELLANEDA C/ FORASTIERI     | 24,437.63     | 0.00      | 1,026.40  | 23,411.23    |                  |
| 29-jun-99 | PAGO JUICIO SUAREZ A. C/ MINUTO E.   | 23,411.23     | 0.00      | 2,124.99  | 21,286.24    |                  |
| 29-jun-99 | PAGO JUICIO GOMEZ L. C/ CEBRIAN      | 21,286.24     | 0.00      | 9,140.33  | 12,145.91    |                  |
| 29-jun-99 | PAGO JUICIO ACUÑA, A. C/ BUSTO, A.   | 12,145.91     | 0.00      | 1,206.66  | 10,939.25    |                  |
| 30-jun-99 | TRANSF DE CTA AHORRO 2560            | 10,939.25     | 20,000.00 | 0.00      | 30,939.25    |                  |
| 30-jun-99 | PAGO J. CARTA DE P. C/ PEZZELATO     | 30,939.25     | 0.00      | 13,288.71 | 17,650.54    |                  |
| 30-jun-99 | PAGO JUICIO QUIROZ C/ M. DE RESIST.  | 17,650.54     | 0.00      | 50.00     | 17,600.54    |                  |
| 30-jun-99 | PAGO JUICIO MARTINEZ C/MINGUILLON    | 17,600.54     | 0.00      | 5,659.98  | 11,940.56    |                  |
| 30-jun-99 | PAGO J. MADARIAGA C/ M. EDUCACION    | 11,940.56     | 0.00      | 3,903.74  | 8,036.82     |                  |
| 30-jun-99 | GTOS. JUD. DRA. FUNES                | 8,036.82      | 0.00      | 6.75      | 8,030.07     |                  |
| 30-jun-99 | TRANSF DE DOC EN CARTERA             | 8,030.07      | 3,687.77  | 0.00      | 11,717.84    |                  |
| 30-jun-99 | CAJA CHICA 10/99                     | 11,717.84     | 0.00      | 3,255.49  | 8,462.35     |                  |
| 30-jun-99 | SALDO DE CIERRE                      | 8,462.35      | 0.00      | 0.00      | 8,462.35     | 8,462.35         |

ROY-501  
12237

ANEXO IV - ESTADO DE EVOLUCION DE LA CAJA

ANEXO II



| MESES                                | CONCEPTO                    | SALDO INICIAL | DEBITOS    | CREDITOS   | SALDO CUENTA | SALDO FINAL CAJA |
|--------------------------------------|-----------------------------|---------------|------------|------------|--------------|------------------|
| <b>111106 - CAJA EN DOLARES</b>      |                             |               |            |            |              |                  |
| 01-ene-99                            | SALDO APERTURA              |               |            |            | 1,950.00     |                  |
| 11-ene-99                            | TRANSF. A EFECTIVO          | 1,950.00      | 0.00       | 600.00     | 1,350.00     |                  |
| 28-ene-99                            | TRANSF. DE EFECTIVO         | 1,350.00      | 22.00      | 0.00       | 1,372.00     |                  |
| 28-ene-99                            | PMO. PERSONAL-DE XAMMAR, R. | 1,372.00      | 478.00     | 0.00       | 1,850.00     |                  |
| 11-mar-99                            | TRANSF. DE EFECTIVO         | 1,850.00      | 500.00     | 0.00       | 2,350.00     |                  |
| 23-mar-99                            | TRANSF. DE EFECTIVO         | 2,350.00      | 400.00     | 0.00       | 2,750.00     |                  |
| 06-abr-99                            | TRANSF A EFECTIVO           | 2,750.00      | 0.00       | 500.00     | 2,250.00     |                  |
| 09-abr-99                            | PMO. PERS. - PALOPOLI, M.   | 2,250.00      | 100.00     | 0.00       | 2,350.00     |                  |
| 12-abr-99                            | TRANSF DE EFECTIVO          | 2,350.00      | 300.00     | 0.00       | 2,650.00     |                  |
| 05-may-99                            | TRANSF A EFECTIVO           | 2,650.00      | 0.00       | 700.00     | 1,950.00     |                  |
| 13-may-99                            | TRANSF A EFECTIVO           | 1,950.00      | 0.00       | 1,000.00   | 950.00       |                  |
| 24-may-99                            | PMO. PERSONAL-KRYKSMAN, S.  | 950.00        | 200.00     | 0.00       | 1,150.00     |                  |
| 09-jun-99                            | TRANSF A EFECTIVO           | 1,150.00      | 0.00       | 1150.00    | 0.00         |                  |
| 17-jun-99                            | RECUP. DR. SORIA            | 0.00          | 1300.00    | 0.00       | 1,300.00     |                  |
| 28-jun-99                            | TRANSF DE EFECTIVO          | 1,300.00      | 400.00     | 0.00       | 1,700.00     |                  |
| 30-jun-99                            | SALDO DE CIERRE             | 1,700.00      | 0.00       | 0.00       | 1,700.00     | 1,700.00         |
| <b>111103 - FONDO FIJO TESORERIA</b> |                             |               |            |            |              |                  |
| 01-ene-99                            | SALDO APERTURA              |               |            |            | 3,500.00     |                  |
| 30-jun-99                            | SALDO DE CIERRE             | 3,500.00      | 0.00       | 0.00       | 3,500.00     | 3,500.00         |
| <b>111501 - VALORES A DEPOSITAR</b>  |                             |               |            |            |              |                  |
| 01-ene-99                            | SALDO APERTURA              |               |            |            | 0.00         |                  |
| 17-mar-99                            | RECUP. CASTAN C/ LESCANO    | 0.00          | 22,606.67  | 0.00       | 22,606.67    |                  |
| 23-mar-99                            | RECUP. DR SAMOCACHAN        | 22,606.67     | 886.00     | 0.00       | 23,492.67    |                  |
| 23-mar-99                            | TRANSF. A CTA. AHORRO 2560  | 23,492.67     | 0.00       | 886.00     | 22,606.67    |                  |
| 26-mar-99                            | TRANSF. A EFECTIVO          | 22,606.67     | 0.00       | 22,606.67  | 0.00         |                  |
| 26-mar-99                            | RECUP. DRA. LOPEZ ANA       | 0.00          | 10,877.76  | 0.00       | 10,877.76    |                  |
| 29-mar-99                            | TRANSF. A CTA. AHORRO 2560  | 10,877.76     | 0.00       | 10,877.76  | 0.00         |                  |
| 05-abr-99                            | PMO MUNIC. DE ALTA GRACIA   | 0.00          | 3,217.00   | 0.00       | 3,217.00     |                  |
| 06-abr-99                            | RECUP. DR. MONTOYA          | 3,217.00      | 690.88     | 0.00       | 3,907.88     |                  |
| 06-abr-99                            | PMO MUNIC. DE SAN LUIS      | 3,907.88      | 16,460.00  | 0.00       | 20,367.88    |                  |
| 06-abr-99                            | REC JP DRA BEDUINO          | 20,367.88     | 999.00     | 0.00       | 21,366.88    |                  |
| 06-abr-99                            | REC JP DRA BEDUINO          | 21,366.88     | 950.74     | 0.00       | 22,317.62    |                  |
| 06-abr-99                            | TRANSF. A CTA. 1612/2       | 22,317.62     | 0.00       | 3,217.00   | 19,100.62    |                  |
| 07-abr-99                            | RECUP JUICIO DRA. BRUNO     | 19,100.62     | 12,715.93  | 0.00       | 31,816.55    |                  |
| 07-abr-99                            | TRANSF. A CTA. 1612/2       | 31,816.55     | 0.00       | 690.88     | 31,125.67    |                  |
| 07-abr-99                            | TRANSF. A CTA. 1612/2       | 31,125.67     | 0.00       | 16,460.00  | 14,665.67    |                  |
| 07-abr-99                            | TRANSF. A CTA. 1612/2       | 14,665.67     | 0.00       | 999.00     | 13,666.67    |                  |
| 07-abr-99                            | TRANSF. A CTA. 1612/2       | 13,666.67     | 0.00       | 950.74     | 12,715.93    |                  |
| 09-abr-99                            | RECUP DRA. LOPEZ, ANA       | 12,715.93     | 640.00     | 0.00       | 13,355.93    |                  |
| 12-abr-99                            | TRANSF. A CTA. 1612/2       | 13,355.93     | 0.00       | 640.00     | 12,715.93    |                  |
| 16-abr-99                            | RECUP DE JUICIOS DR. ANGULO | 12,715.93     | 62,896.45  | 0.00       | 75,612.38    |                  |
| 16-abr-99                            | TRANSF CTA AHORRO 2560      | 75,612.38     | 0.00       | 62,896.45  | 12,715.93    |                  |
| 20-abr-99                            | PMC. EX-BANCO DE LA RIOJA   | 12,715.93     | 203,969.04 | 0.00       | 216,684.97   |                  |
| 20-abr-99                            | TRANSF CTA AHORRO 2560      | 216,684.97    | 0.00       | 203,969.04 | 12,715.93    |                  |
| 22-abr-99                            | TRANSF. A EFECTIVO          | 12,715.93     | 0.00       | 12,715.93  | 0.00         |                  |

PROY-SOI  
12237

## ANEXO IV - ESTADO DE EVOLUCION DE LA CAJA

## ANEXO II



| MESES     | CONCEPTO                           | SALDO INICIAL | DEBITOS    | CREDITOS   | SALDO CUENTA | SALDO FINAL CAJA |
|-----------|------------------------------------|---------------|------------|------------|--------------|------------------|
| 26-abr-99 | PMO. PERSONAL - YANNONE            | 0.00          | 2,600.00   | 0.00       | 2,600.00     |                  |
| 27-abr-99 | TRANSF A CTA AHORRO 2560           | 2,600.00      | 0.00       | 2,600.00   | 0.00         |                  |
| 28-abr-99 | REC. JUICIO DR. ANGULO             | 0.00          | 1,256.00   | 0.00       | 1,256.00     |                  |
| 28-abr-99 | TRANSF A CTA AHORRO 2560           | 1,256.00      | 0.00       | 1,256.00   | 0.00         |                  |
| 28-abr-99 | REC. JUICIO DR. ANGULO             | 0.00          | 47.22      | 0.00       | 47.22        |                  |
| 28-abr-99 | TRANSF A CTA AHORRO 2560           | 47.22         | 0.00       | 47.22      | 0.00         |                  |
| 29-abr-99 | REC. PMO. SUC. GIUFFRIDA-DR. GULLY | 0.00          | 82,050.11  | 0.00       | 82,050.11    |                  |
| 29-abr-99 | TRANSF A CTA AHORRO 2560           | 82,050.11     | 0.00       | 82,050.11  | 0.00         |                  |
| 30-abr-99 | PMO. EX. BCO. DE LA RIOJA          | 0.00          | 49,816.34  | 0.00       | 49,816.34    |                  |
| 30-abr-99 | TRANSF A CTA AHORRO 2560           | 49,816.34     | 0.00       | 49,816.34  | 0.00         |                  |
| 05-may-99 | PMO. MUNIC. DE ALTA GRACIA         | 0.00          | 29,415.00  | 0.00       | 29,415.00    |                  |
| 05-may-99 | TRANSF A CTA AHORRO 2560           | 29,415.00     | 0.00       | 29,415.00  | 0.00         |                  |
| 06-may-99 | RECLIP. PMOS DR. GESUALDO          | 0.00          | 3,687.77   | 0.00       | 3,687.77     |                  |
| 06-may-99 | PMO. PERSONAL - VASSELLATI         | 3,687.77      | 250.00     | 0.00       | 3,937.77     |                  |
| 07-may-99 | TRANSF A CTA. 1612/2               | 3,937.77      | 0.00       | 250.00     | 3,687.77     |                  |
| 10-may-99 | PMO. PERS. LLANOS, J. - LA RIOJA   | 3,687.77      | 400.00     | 0.00       | 4,087.77     |                  |
| 10-may-99 | TRANSF A CTA. 1612/2               | 4,087.77      | 0.00       | 400.00     | 3,687.77     |                  |
| 18-may-99 | PMO. MUNIC. DE SGO. DEL ESTERO     | 3,687.77      | 7,997.08   | 0.00       | 11,684.85    |                  |
| 18-may-99 | TRANSF A CTA AHORRO 2560           | 11,684.85     | 0.00       | 7,997.08   | 3,687.77     |                  |
| 18-may-99 | PMO. PERS. LLANOS, J. - LA RIOJA   | 3,687.77      | 400.00     | 0.00       | 4,087.77     |                  |
| 19-may-99 | TRANSF A CTA. 1612/2               | 4,087.77      | 0.00       | 400.00     | 3,687.77     |                  |
| 21-may-99 | RECLIP. JUICIO DRA. BEDUINO        | 3,687.77      | 517.73     | 0.00       | 4,205.50     |                  |
| 24-may-99 | TRANSF A CTA. 1612/2               | 4,205.50      | 0.00       | 517.73     | 3,687.77     |                  |
| 26-may-99 | TRANSF MATIONE C/ BACKER           | 3,687.77      | 325.00     | 0.00       | 4,012.77     |                  |
| 26-may-99 | TRANSF A CTA. 1612/2               | 4,012.77      | 0.00       | 325.00     | 3,687.77     |                  |
| 27-may-99 | RECLIP. JUICIO DRA. BEDUINO        | 3,687.77      | 252.74     | 0.00       | 3,940.51     |                  |
| 28-may-99 | TRANSF A CTA. 1612/2               | 3,940.51      | 0.00       | 252.74     | 3,687.77     |                  |
| 02-jun-99 | PMO. MUNIC. DE ALTA GRACIA         | 3,687.77      | 2,949.00   | 0.00       | 6,636.77     |                  |
| 03-jun-99 | TRANSF A CTA. 1612/2               | 6,636.77      | 0.00       | 2,949.00   | 3,687.77     |                  |
| 03-jun-99 | PMO EX-BANCO DE LA RIOJA           | 3,687.77      | 204,661.04 | 0.00       | 208,348.81   |                  |
| 04-jun-99 | TRANSF A CTA AHORRO 2560           | 208,348.81    | 0.00       | 204,661.04 | 3,687.77     |                  |
| 04-jun-99 | RECUP. JUICIOS DR. ANGULO          | 3,687.77      | 2,010.97   | 0.00       | 5,698.74     |                  |
| 08-jun-99 | TRANSF A CTA. 1612/2               | 5,698.74      | 0.00       | 2,010.97   | 3,687.77     |                  |
| 08-jun-99 | PMO COMERCIAL GASTALDI HNOS.       | 3,687.77      | 7,497.00   | 0.00       | 11,184.77    |                  |
| 08-jun-99 | TRANSF A CTA. 1612/2               | 11,184.77     | 0.00       | 7,497.00   | 3,687.77     |                  |
| 10-jun-99 | RECUP. DR. MONTOYA                 | 3,687.77      | 354.00     | 0.00       | 4,041.77     |                  |
| 11-jun-99 | TRANSF A BCO MERCANTIL             | 4,041.77      | 0.00       | 354.00     | 3,687.77     |                  |
| 15-jun-99 | RECUP. DRA. BEDUINO                | 3,687.77      | 653.46     | 0.00       | 4,341.23     |                  |
| 16-jun-99 | PMO MUNIC. DE SGO. DEL ESTERO      | 4,341.23      | 7,997.08   | 0.00       | 12,338.31    |                  |
| 16-jun-99 | PMO PERSONAL - VASSELLATI          | 12,338.31     | 250.00     | 0.00       | 12,588.31    |                  |
| 16-jun-99 | TRANSF A CTA AHORRO 2560           | 12,588.31     | 0.00       | 7,997.08   | 4,591.23     |                  |
| 16-jun-99 | TRANSF A CTA AHORRO 2560           | 4,591.23      | 0.00       | 250.00     | 4,341.23     |                  |
| 16-jun-99 | TRANSF A CTA. 1612/2               | 4,341.23      | 0.00       | 653.46     | 3,687.77     |                  |
| 17-jun-99 | PMO PERSONAL - ESCLAVO, V.         | 3,687.77      | 658.00     | 0.00       | 4,345.77     |                  |
| 18-jun-99 | TRANSF A CTA. 1612/2               | 4,345.77      | 0.00       | 658.00     | 3,687.77     |                  |
| 18-jun-99 | REC. JP. JUICIO DR. ANGULO         | 3,687.77      | 17,960.00  | 0.00       | 21,647.77    |                  |
| 22-jun-99 | TRANSF A CTA AHORRO 2560           | 21,647.77     | 0.00       | 17,960.00  | 3,687.77     |                  |
| 23-jun-99 | TRANSF. PAVONI, A. C/ CNAS         | 3,687.77      | 5,756.52   | 0.00       | 9,444.29     |                  |
| 23-jun-99 | TRANSF A CTA. 1612/2               | 9,444.29      | 0.00       | 5,756.52   | 3,687.77     |                  |

PROY-SOI

12237

ANEXO IV - ESTADO DE EVOLUCION DE LA CAJA

ANEXO II



| MESES                            | CONCEPTO                      | SALDO INICIAL     | DEBITOS             | CREDITOS            | SALDO CUENTA     | SALDO FINAL CAJA |
|----------------------------------|-------------------------------|-------------------|---------------------|---------------------|------------------|------------------|
| 25-jun-99                        | TRANSF. CNAS C/ BUQUE TOBI II | 3,687.77          | 3,764.00            | 0.00                | 7,451.77         |                  |
| 25-jun-99                        | TRANSF CTA AHORRO 2560        | 7,451.77          | 0.00                | 3,764.00            | 3,687.77         |                  |
| 30-jun-99                        | TRANSF A EFECTIVO             | 3,687.77          | 0.00                | 3,687.77            | 0.00             | 0.00             |
|                                  |                               |                   |                     |                     |                  |                  |
|                                  | 111103 FONDO FIJO TESORERIA   | 3,500.00          | 0.00                | 0.00                | 3,500.00         | 3,500.00         |
|                                  | 111106 TOTAL CAJA U\$\$       | 1,950.00          | 3,700.00            | 3,950.00            | 1,700.00         | 1,700.00         |
|                                  | 111109 TOTAL EFECTIVO         | 282,988.94        | 2,976,179.44        | 3,250,706.03        | 8,462.35         | 8,462.35         |
|                                  | 111501 VALORES A DEPOSITAR    | 0.00              | 770,435.53          | 770,435.53          | 0.00             | 0.00             |
| <b>TOTAL DE CAJA AL 30-06-99</b> |                               | <b>288,438.94</b> | <b>3,750,314.97</b> | <b>4,025,091.56</b> | <b>13,662.35</b> | <b>13,662.35</b> |

*[Signature]*  
 Cont. MIGUEL A. LARREGOMA

*[Signature]*  
 CR RICARDO FERNANDEZ  
 AUDITOR INTERNO  
 CNAS (E.L.)

*[Signature]*  
 Cont. OSVALDO M. A. ACEVEDO  
 Liquidador

PROY-SOI  
 12237

ANEXO II



RENDICION DE CUENTAS

EMPRESA: CAJA NACIONAL DE AHORRO Y SEGURO (E.L.)

PERIODO: ENERO DE 1999 - JUNIO DE 1999

ANEXO V - BANCOS

| MESES  | CONCEPTO                   | SALDO INICIAL | DEBITOS   | CREDITOS | SALDO CUENTA | SALDO FINAL BANCO |
|--|----------------------------|---------------|-----------|----------|--------------|-------------------|
| <b>1112101 - BANCO MERCANTIL C.C. 1612/2</b> |                            |               |           |          |              |                   |
| 01-ene-99                                    | SALDO AFERTURA             |               |           |          | 9,465.26     |                   |
| 04-ene-99                                    | GASTOS BANCARIOS           | 9,465.26      | 0.00      | 9.00     | 9,456.26     |                   |
| 04-ene-99                                    | GASTOS BANCARIOS           | 9,456.26      | 0.00      | 1.89     | 9,454.37     |                   |
| 04-ene-99                                    | GASTOS BANCARIOS           | 9,454.37      | 0.00      | 7.35     | 9,447.02     |                   |
| 04-ene-99                                    | GASTOS BANCARIOS           | 9,447.02      | 0.00      | 35.00    | 9,412.02     |                   |
| 05-ene-99                                    | REC JUICIOS EST. LISDERO   | 9,412.02      | 2,064.00  | 0.00     | 11,476.02    |                   |
| 06-ene-99                                    | PAGO TELEFONICA FAC. VS.   | 11,476.02     | 0.00      | 9,741.36 | 1,734.66     |                   |
| 06-ene-99                                    | PASAJ LOZADA VIAJ. FAC 347 | 1,734.66      | 0.00      | 342.10   | 1,392.56     |                   |
| 07-ene-99                                    | GASTOS BANCARIOS           | 1,392.56      | 0.00      | 8.43     | 1,384.13     |                   |
| 07-ene-99                                    | TRANSF CTA AHORRO 2560     | 1,384.13      | 25,000.00 | 0.00     | 26,384.13    |                   |
| 11-ene-99                                    | RETENC.GAN. E IVA 12/98    | 26,384.13     | 0.00      | 3,112.23 | 23,271.90    |                   |
| 11-ene-99                                    | ADELANTO RETENC. GAN. 1/99 | 23,271.90     | 0.00      | 1,453.23 | 21,818.67    |                   |
| 11-ene-99                                    | APORTES Y CONTRIBUC. 12/98 | 21,818.67     | 0.00      | 5,622.13 | 16,196.54    |                   |
| 13-ene-99                                    | PAGO CORREO ARGENTINO      | 16,196.54     | 0.00      | 889.15   | 15,307.39    |                   |
| 14-ene-99                                    | PAGO XEROX ARG. FAC 58664  | 15,307.39     | 0.00      | 1,402.87 | 13,904.52    |                   |
| 14-ene-99                                    | PMO. MUNIC. DE ALTA GRACIA | 13,904.52     | 3,485.00  | 0.00     | 17,389.52    |                   |
| 15-ene-99                                    | COMPRA CHEQUERAS           | 17,389.52     | 0.00      | 20.00    | 17,369.52    |                   |
| 15-ene-99                                    | IVA DEBITO FISCAL          | 17,369.52     | 0.00      | 2.10     | 17,367.42    |                   |
| 15-ene-99                                    | IVA DEBITO FISCAL          | 17,367.42     | 0.00      | 2.10     | 17,365.32    |                   |
| 19-ene-99                                    | PASAJ LOZADA VIAJ. FAC 517 | 17,365.32     | 0.00      | 326.60   | 17,038.72    |                   |
| 01-feb-99                                    | GASTOS BANCARIOS           | 17,038.72     | 0.00      | 9.00     | 17,029.72    |                   |
| 01-feb-99                                    | GASTOS BANCARIOS           | 17,029.72     | 0.00      | 1.89     | 17,027.83    |                   |
| 01-feb-99                                    | GASTOS BANCARIOS           | 17,027.83     | 0.00      | 7.35     | 17,020.48    |                   |
| 01-feb-99                                    | GASTOS BANCARIOS           | 17,020.48     | 0.00      | 35.00    | 16,985.48    |                   |
| 01-feb-99                                    | AJUSTE CHEQUE 5161         | 16,985.48     | 0.40      | 0.00     | 16,985.88    |                   |
| 02-feb-99                                    | PASAJ LOZADA VIAJ. FAC 844 | 16,985.88     | 0.00      | 406.00   | 16,579.88    |                   |
| 05-feb-99                                    | TRANSF A BCO MERCANTIL     | 16,579.88     | 1,000.00  | 0.00     | 17,579.88    |                   |
| 05-feb-99                                    | PAGO CORREO ARGENTINO      | 17,579.88     | 0.00      | 1,322.53 | 16,257.35    |                   |
| 05-feb-99                                    | PAGO TELEFONICA ARGENTINA  | 16,257.35     | 0.00      | 676.96   | 15,580.39    |                   |
| 05-feb-99                                    | PAGO TELEFONICA ARGENTINA  | 15,580.39     | 0.00      | 3,078.78 | 12,501.61    |                   |
| 05-feb-99                                    | RETENCION GANANCIAS 1/99   | 12,501.61     | 0.00      | 1,795.60 | 10,706.01    |                   |
| 05-feb-99                                    | APORTES Y CONTRIB.1/99     | 10,706.01     | 0.00      | 3,927.60 | 6,778.41     |                   |
| 05-feb-99                                    | RECUF. ERA BEDUINO         | 6,778.41      | 476.38    | 0.00     | 7,254.79     |                   |
| 08-feb-99                                    | SINDICAT GRAL DE LA NACION | 7,254.79      | 0.00      | 5,850.00 | 1,404.79     |                   |
| 09-feb-99                                    | PASAJ LOZADA VIAJ. FAC 246 | 1,404.79      | 0.00      | 383.40   | 1,021.39     |                   |

PROY-S01  
12237

ANEXO II



EMPRESA: CAJA NACIONAL DE AHORRO Y SEGURO (E.L.)

PERIODO: ENERO DE 1999 - JUNIO DE 1999

ANEXO V - BANCOS

| MESES     | CONCEPTO                     | SALDO INICIAL | DEBITOS   | CREDITOS | SALDO CUENTA | SALDO FINAL BANCO |
|-----------|------------------------------|---------------|-----------|----------|--------------|-------------------|
| 24-feb-99 | RECUF. DRA BEDUINO           | 1,021.39      | 8,458.50  | 0.00     | 9,479.89     |                   |
| 24-feb-99 | GTOS. BANCARIOS REC 4558     | 9,479.89      | 0.00      | 56.19    | 9,423.70     |                   |
| 25-feb-99 | PMO. MUNIC. SGO. DEL ESTERO  | 9,423.70      | 7,997.08  | 0.00     | 17,420.78    |                   |
| 25-feb-99 | PMO. PERS.-VASSELATTI, C.    | 17,420.78     | 250.00    | 0.00     | 17,670.78    |                   |
| 26-feb-99 | PASAJ LOZADA VIAJ. FAC 730   | 17,670.78     | 0.00      | 418.70   | 17,252.08    |                   |
| 28-feb-99 | PASAJ LOZADA VIAJ. FAC 831   | 17,252.08     | 0.00      | 416.30   | 16,835.78    |                   |
| 01-mar-99 | REC.DRA BEDUINO              | 16,835.78     | 245.01    | 0.00     | 17,080.79    |                   |
| 01-mar-99 | PMO. MUNIC. DE SAN LUIS      | 17,080.79     | 24,690.00 | 0.00     | 41,770.79    |                   |
| 02-mar-99 | PAGO XEROX ARGENTINA         | 41,770.79     | 0.00      | 1,402.87 | 40,367.92    |                   |
| 03-mar-99 | PAGO TELEFONICA ARGNETINA    | 40,367.92     | 0.00      | 2,648.60 | 37,719.32    |                   |
| 03-mar-99 | APORTES Y CONT. B.H.N. 02/99 | 37,719.32     | 0.00      | 3,180.60 | 34,538.72    |                   |
| 03-mar-99 | PAGO TELEFONICA ARGENTINA    | 34,538.72     | 0.00      | 516.53   | 34,022.19    |                   |
| 03-mar-99 | PAGO TELEF. ARG. FAC. VS.    | 34,022.19     | 0.00      | 4,110.91 | 29,911.28    |                   |
| 03-mar-99 | RECUF. DR REDI               | 29,911.28     | 1,260.00  | 0.00     | 31,171.28    |                   |
| 03-mar-99 | RECUF. DRA. LOPEZ ANA        | 31,171.28     | 240.00    | 0.00     | 31,411.28    |                   |
| 04-mar-99 | GASTOS BANCARIOS             | 31,411.28     | 0.00      | 9.00     | 31,402.28    |                   |
| 04-mar-99 | GASTOS BANCARIOS             | 31,402.28     | 0.00      | 1.89     | 31,400.39    |                   |
| 04-mar-99 | GASTOS BANCARIOS             | 31,400.39     | 0.00      | 35.00    | 31,365.39    |                   |
| 04-mar-99 | GASTOS BANCARIOS             | 31,365.39     | 0.00      | 7.35     | 31,358.04    |                   |
| 04-mar-99 | GASTOS BANCARIOS             | 31,358.04     | 0.00      | 97.40    | 31,260.64    |                   |
| 04-mar-99 | PMO. MUNIC. DE ALTA GRACIA   | 31,260.64     | 2,905.00  | 0.00     | 34,165.64    |                   |
| 05-mar-99 | FACULTAD C. ECONOM 03/99     | 34,165.64     | 0.00      | 1,755.00 | 32,410.64    |                   |
| 05-mar-99 | RETENCION GANANCIAS 02/99    | 32,410.64     | 0.00      | 1,500.26 | 30,910.38    |                   |
| 08-mar-99 | GASTOS BANCARIOS             | 30,910.38     | 0.00      | 5.00     | 30,905.38    |                   |
| 08-mar-99 | GASTOS BANCARIOS             | 30,905.38     | 0.00      | 1.05     | 30,904.33    |                   |
| 08-mar-99 | GASTOS BANCARIOS             | 30,904.33     | 0.00      | 7.64     | 30,896.69    |                   |
| 12-mar-99 | PMO. PERSONAL-MENENDEZ, O.   | 30,896.69     | 3,922.11  | 0.00     | 34,818.80    |                   |
| 15-mar-99 | PASAJES LOZADA VIAJES        | 34,818.80     | 0.00      | 302.80   | 34,516.00    |                   |
| 17-mar-99 | ADEL. RET. GCIAS. 03/99      | 34,516.00     | 0.00      | 1,262.12 | 33,253.88    |                   |
| 18-mar-99 | PAGO CORREO ARGENTINO        | 33,253.88     | 0.00      | 1,429.92 | 31,823.96    |                   |
| 18-mar-99 | PAGO XEROX ARG. FAC 61020    | 31,823.96     | 0.00      | 1,402.87 | 30,421.09    |                   |
| 30-mar-99 | PMO. PERSONAL-ZANUTTI, M.    | 30,421.09     | 2,400.00  | 0.00     | 32,821.09    |                   |
| 06-abr-99 | GASTOS BANCARIOS             | 32,821.09     | 0.00      | 9.00     | 32,812.09    |                   |
| 06-abr-99 | GASTOS BANCARIOS             | 32,812.09     | 0.00      | 1.89     | 32,810.20    |                   |
| 06-abr-99 | GASTOS BANCARIOS             | 32,810.20     | 0.00      | 35.00    | 32,775.20    |                   |
| 06-abr-99 | GASTOS BANCARIOS             | 32,775.20     | 0.00      | 7.35     | 32,767.85    |                   |
| 06-abr-99 | TRANSF. DOC. EN CARTERA      | 32,767.85     | 3,217.00  | 0.00     | 35,984.85    |                   |
| 07-abr-99 | PASAJES LOZADA VIAJES        | 35,984.85     | 0.00      | 292.40   | 35,692.45    |                   |
| 07-abr-99 | PASANTIAS FAC CIENCIAS ECOM  | 35,692.45     | 0.00      | 2,340.00 | 33,352.45    |                   |

PROY-501  
12237



ANEXO II



EMPRESA: CAJA NACIONAL DE AHORRO Y SEGURO (E.L.)

PERIODO: ENERO DE 1999 - JUNIO DE 1999

ANEXO V - BANCOS



| MESES     | CONCEPTO                       | SALDO INICIAL | DEBITOS   | CREDITOS  | SALDO CUENTA | SALDO FINAL BANCO |
|-----------|--------------------------------|---------------|-----------|-----------|--------------|-------------------|
| 07-abr-99 | PASANTIAS FAC DERECHO Y CS SOC | 33,352.45     | 0.00      | 11,220.00 | 22,132.45    |                   |
| 07-abr-99 | APORTES Y CONTRIBUCIONES       | 22,132.45     | 0.00      | 2,986.92  | 19,145.53    |                   |
| 07-abr-99 | TRANSF. DOC. EN CARTERA        | 19,145.53     | 690.88    | 0.00      | 19,836.41    |                   |
| 07-abr-99 | TRANSF. DOC. EN CARTERA        | 19,836.41     | 16,460.00 | 0.00      | 36,296.41    |                   |
| 07-abr-99 | TRANSF. DOC. EN CARTERA        | 36,296.41     | 999.00    | 0.00      | 37,295.41    |                   |
| 07-abr-99 | TRANSF. DOC. EN CARTERA        | 37,295.41     | 950.74    | 0.00      | 38,246.15    |                   |
| 08-abr-99 | PAGO TELEFONICA ARGENTINA      | 38,246.15     | 0.00      | 727.46    | 37,518.69    |                   |
| 08-abr-99 | RET. GANANC. DGI 03/99         | 37,518.69     | 0.00      | 1,661.68  | 35,857.01    |                   |
| 09-abr-99 | PAGO TELEFONICA ARGENTINA      | 35,857.01     | 0.00      | 2,422.34  | 33,434.67    |                   |
| 12-abr-99 | GASTOS BANCARIOS               | 33,434.67     | 0.00      | 7.78      | 33,426.89    |                   |
| 12-abr-99 | GASTOS BANCARIOS               | 33,426.89     | 0.00      | 63.38     | 33,363.51    |                   |
| 12-abr-99 | PAGO XEROX ARGENTINA I.C.S.A.  | 33,363.51     | 0.00      | 1,930.88  | 31,432.63    |                   |
| 12-abr-99 | TRANSF. DOC. EN CARTERA        | 31,432.63     | 640.00    | 0.00      | 32,072.63    |                   |
| 23-abr-99 | PASAJES LOZADA VIAJES FAC 1265 | 32,072.63     | 0.00      | 292.40    | 31,780.23    |                   |
| 23-abr-99 | PASAJES LOZADA VIAJES FAC 1076 | 31,780.23     | 0.00      | 307.90    | 31,472.33    |                   |
| 26-abr-99 | PAGO CORREO ARGENTINO          | 31,472.33     | 0.00      | 1,413.05  | 30,059.28    |                   |
| 26-abr-99 | PAGO CORREO ARGENTINO          | 30,059.28     | 0.00      | 1,708.83  | 28,350.45    |                   |
| 26-abr-99 | PAGO TELEFONICA DE ARGENTINA   | 28,350.45     | 0.00      | 857.23    | 27,493.22    |                   |
| 04-may-99 | PAGO TELEFONICA DE ARGENTINA   | 27,493.22     | 0.00      | 2,919.60  | 24,573.62    |                   |
| 04-may-99 | PAGO TELEFONICA DE ARGENTINA   | 24,573.62     | 0.00      | 2,940.19  | 21,633.43    |                   |
| 04-may-99 | PAGO TELEFONICA DE ARGENTINA   | 21,633.43     | 0.00      | 2,336.10  | 19,297.33    |                   |
| 05-may-99 | PASANTIAS FAC CS ECONOMICAS    | 19,297.33     | 0.00      | 2,340.00  | 16,957.33    |                   |
| 05-may-99 | PASANTIAS FAC DERECHO Y CS SOC | 16,957.33     | 0.00      | 11,940.00 | 5,017.33     |                   |
| 07-may-99 | TRANSF. DOC. EN CARTERA        | 5,017.33      | 250.00    | 0.00      | 5,267.33     |                   |
| 10-may-99 | GASTOS BANCARIOS               | 5,267.33      | 0.00      | 9.00      | 5,258.33     |                   |
| 10-may-99 | GASTOS BANCARIOS               | 5,258.33      | 0.00      | 1.89      | 5,256.44     |                   |
| 10-may-99 | GASTOS BANCARIOS               | 5,256.44      | 0.00      | 7.35      | 5,249.09     |                   |
| 10-may-99 | GASTOS BANCARIOS               | 5,249.09      | 0.00      | 35.00     | 5,214.09     |                   |
| 10-may-99 | APORTES Y CONTRIBUCIONES 4/99  | 5,214.09      | 0.00      | 2,631.61  | 2,582.48     |                   |
| 10-may-99 | RET. GANANC. DGI 04/99         | 2,582.48      | 0.00      | 1,707.71  | 874.77       |                   |
| 10-may-99 | TRANSF. DOC. EN CARTERA        | 874.77        | 400.00    | 0.00      | 1,274.77     |                   |
| 10-may-99 | TRANSF. GODINO A. C/ EXPOGRAL  | 1,274.77      | 1,792.00  | 0.00      | 3,066.77     |                   |
| 18-may-99 | PAGO XEROX ARGENTINA           | 3,066.77      | 0.00      | 1,402.87  | 1,663.90     |                   |
| 18-may-99 | ADEL RET. GCIAS. MAYO/99       | 1,663.90      | 0.00      | 835.77    | 828.13       |                   |
| 19-may-99 | TRANSF. DOC. EN CARTERA        | 828.13        | 400.00    | 0.00      | 1,228.13     |                   |
| 20-may-99 | PASAJES LOZADA VIAJES          | 1,228.13      | 0.00      | 372.40    | 855.73       |                   |
| 24-may-99 | TRANSF. DOC. EN CARTERA        | 855.73        | 517.73    | 0.00      | 1,373.46     |                   |
| 26-may-99 | TRANSF. DOC. EN CARTERA        | 1,373.46      | 325.00    | 0.00      | 1,698.46     |                   |
| 28-may-99 | TRANSF. DOC. EN CARTERA        | 1,698.46      | 252.74    | 0.00      | 1,951.20     |                   |

PRCY-SOI  
12237

ANEXO II



EMPRESA: CAJA NACIONAL DE AHORRO Y SEGURO (E.L.)

PERIODO: ENERO DE 1999 - JUNIO DE 1999

ANEXO V - BANCOS



| MESES     | CONCEPTO                       | SALDO INICIAL | DEBITOS  | CREDITOS | SALDO CUENTA | SALDO FINAL BANCO |
|-----------|--------------------------------|---------------|----------|----------|--------------|-------------------|
| 01-jun-99 | PASAJES LOZADA VIAJES FAC 1462 | 1,951.20      | 0.00     | 292.40   | 1,658.80     |                   |
| 03-jun-99 | TRANSF. DOC. EN CARTERA        | 1,658.80      | 2,949.00 | 0.00     | 4,607.80     |                   |
| 04-jun-99 | PASAJES LOZADA VIAJES FAC 1564 | 4,607.80      | 0.00     | 367.00   | 4,240.80     |                   |
| 07-jun-99 | RET. GANANCIAS A.F.I.P. 05/99  | 4,240.80      | 0.00     | 1,222.59 | 3,018.21     |                   |
| 08-jun-99 | APORTES Y CONTRIBUCIONES 05/99 | 3,018.21      | 0.00     | 1,951.84 | 1,066.37     |                   |
| 08-jun-99 | TRANSF. DOC. EN CARTERA        | 1,066.37      | 2,010.97 | 0.00     | 3,077.34     |                   |
| 08-jun-99 | TRANSF. DOC. EN CARTERA        | 3,077.34      | 7,497.00 | 0.00     | 10,574.34    |                   |
| 10-jun-99 | PAGO CORREO ARGENTINO          | 10,574.34     | 0.00     | 1,110.57 | 9,463.77     |                   |
| 11-jun-99 | GASTOS BANCARIOS               | 9,463.77      | 0.00     | 9.00     | 9,454.77     |                   |
| 11-jun-99 | GASTOS BANCARIOS               | 9,454.77      | 0.00     | 1.89     | 9,452.88     |                   |
| 11-jun-99 | GASTOS BANCARIOS               | 9,452.88      | 0.00     | 35.00    | 9,417.88     |                   |
| 11-jun-99 | GASTOS BANCARIOS               | 9,417.88      | 0.00     | 7.35     | 9,410.53     |                   |
| 11-jun-99 | GASTOS BANCARIOS               | 9,410.53      | 0.00     | 7.13     | 9,403.40     |                   |
| 11-jun-99 | GASTOS BANCARIOS               | 9,403.40      | 0.00     | 11.00    | 9,392.40     |                   |
| 11-jun-99 | GASTOS BANCARIOS               | 9,392.40      | 0.00     | 2.31     | 9,390.09     |                   |
| 11-jun-99 | GASTOS BANCARIOS               | 9,390.09      | 0.00     | 14.11    | 9,375.98     |                   |
| 11-jun-99 | GASTOS BANCARIOS               | 9,375.98      | 0.00     | 2.96     | 9,373.02     |                   |
| 11-jun-99 | TRANSF. DOC. EN CARTERA        | 9,373.02      | 354.00   | 0.00     | 9,727.02     |                   |
| 15-jun-99 | PAGO TELEFONICA ARGENTINA      | 9,727.02      | 0.00     | 283.54   | 9,443.48     |                   |
| 15-jun-99 | PAGO TELEFONICA ARGENTINA      | 9,443.48      | 0.00     | 1,978.28 | 7,465.20     |                   |
| 15-jun-99 | PAGO XEROX ARGENTINA           | 7,465.20      | 0.00     | 1,402.87 | 6,062.33     |                   |
| 16-jun-99 | GASTOS BANCARIOS               | 6,062.33      | 0.00     | 3.63     | 6,058.70     |                   |
| 16-jun-99 | TRANSF. DOC. EN CARTERA        | 6,058.70      | 653.46   | 0.00     | 6,712.16     |                   |
| 18-jun-99 | PASAJES LOZADA VIAJES FAC 1650 | 6,712.16      | 0.00     | 426.10   | 6,286.06     |                   |
| 18-jun-99 | TRANSF. DOC. EN CARTERA        | 6,286.06      | 658.00   | 0.00     | 6,944.06     |                   |
| 23-jun-99 | TRANSF. DOC. EN CARTERA        | 6,944.06      | 5,756.52 | 0.00     | 12,700.58    |                   |
| 30-jun-99 | SALDO DE CIERRE                | 12,700.58     | 0.00     | 0.00     | 12,700.58    | 12,700.58         |

PROY-S01

12237

1112108 - BANCO CAJA DE AHORRO CTA. 2560

|           |                          |            |            |          |            |
|-----------|--------------------------|------------|------------|----------|------------|
| 01-ene-99 | SALDO APERTURA           |            |            |          | 155,821.68 |
| 04-ene-99 | INTERESES                | 155,821.68 | 1,054.96   | 0.00     | 156,876.64 |
| 04-ene-99 | REC PMCS DR GULLY        | 156,876.64 | 67,413.00  | 0.00     | 224,289.64 |
| 04-ene-99 | TRANSF MIN. DE ECONOMIA  | 224,289.64 | 182,000.00 | 0.00     | 406,289.64 |
| 05-ene-99 | GASTOS BANCARIOS         | 406,289.64 | 0.00       | 5.00     | 406,284.64 |
| 05-ene-99 | GASTOS BANCARIOS         | 406,284.64 | 0.00       | 1.05     | 406,283.59 |
| 06-ene-99 | GASTOS BANCARIOS         | 406,283.59 | 0.00       | 20.00    | 406,263.59 |
| 06-ene-99 | GASTOS BANCARIOS         | 406,263.59 | 0.00       | 4.20     | 406,259.39 |
| 06-ene-99 | SIND. GRAL. DE LA NACION | 406,259.39 | 0.00       | 5,850.00 | 400,409.39 |
| 07-ene-99 | GASTOS BANCARIOS         | 400,409.39 | 0.00       | 30.00    | 400,379.39 |

ANEXO II



EMPRESA: CAJA NACIONAL DE AHORRO Y SEGURO (E.L.)

PERIODO: ENERO DE 1999 - JUNIO DE 1999

ANEXO V - BANCOS

| MESES     | CONCEPTO                     | SALDO INICIAL | DEBITOS      | CREDITOS     | SALDO CUENTA | SALDO FINAL BANCO |
|-----------|------------------------------|---------------|--------------|--------------|--------------|-------------------|
| 07-ene-99 | GASTOS BANCARIOS             | 400,379.39    | 0.00         | 6.30         | 400,373.09   |                   |
| 08-ene-99 | GASTOS BANCARIOS             | 400,373.09    | 0.00         | 6.00         | 400,367.09   |                   |
| 11-ene-99 | PMO. EX-ECO. DE LA RIOJA     | 400,367.09    | 202,436.74   | 0.00         | 602,803.83   |                   |
| 11-ene-99 | TRANSF. A PZO. FIJO 13       | 602,803.83    | 0.00         | 450,000.00   | 152,803.83   |                   |
| 11-ene-99 | GASTOS BANCARIOS             | 152,803.83    | 0.00         | 404.87       | 152,398.96   |                   |
| 11-ene-99 | GASTOS BANCARIOS             | 152,398.96    | 0.00         | 404.87       | 151,994.09   |                   |
| 11-ene-99 | GASTOS BANCARIOS             | 151,994.09    | 0.00         | 170.04       | 151,824.05   |                   |
| 11-ene-99 | PMO. COMERC. GASTALDI HNOS.  | 151,824.05    | 10,530.79    | 0.00         | 162,354.84   |                   |
| 12-ene-99 | TRANSF. A EFECTIVO           | 162,354.84    | 0.00         | 25,000.00    | 137,354.84   |                   |
| 12-ene-99 | TRANSF. A BCO. MERC. 1612/2  | 137,354.84    | 0.00         | 25,000.00    | 112,354.84   |                   |
| 13-ene-99 | GASTOS BANCARIOS             | 112,354.84    | 0.00         | 30.00        | 112,324.84   |                   |
| 13-ene-99 | GASTOS BANCARIOS             | 112,324.84    | 0.00         | 6.30         | 112,318.54   |                   |
| 14-ene-99 | RECUP. JONAS C/ FUMIERE      | 112,318.54    | 3,379.10     | 0.00         | 115,697.64   |                   |
| 14-ene-99 | REC.DORADO MARTINEZ C/ ACA   | 115,697.64    | 24,239.10    | 0.00         | 139,936.74   |                   |
| 14-ene-99 | GASTOS BANCARIOS             | 139,936.74    | 0.00         | 33.38        | 139,903.36   |                   |
| 15-ene-99 | TRANSF. A EFECTIVO           | 139,903.36    | 0.00         | 80,000.00    | 59,903.36    |                   |
| 15-ene-99 | GASTOS BANCARIOS             | 59,903.36     | 0.00         | 33.38        | 59,869.98    |                   |
| 15-ene-99 | PMO. MUNIC. SGO. DEL ESTERO  | 59,869.98     | 7,997.08     | 0.00         | 67,867.06    |                   |
| 15-ene-99 | PMO. MUNIC. SGO. DEL ESTERO  | 67,867.06     | 7,997.08     | 0.00         | 75,864.14    |                   |
| 19-ene-99 | GASTOS BANCARIOS             | 75,864.14     | 0.00         | 6.38         | 75,857.76    |                   |
| 19-ene-99 | GASTOS BANCARIOS             | 75,857.76     | 0.00         | 1.34         | 75,856.42    |                   |
| 19-ene-99 | RECUP. DE PMOS. DR MONTOYA   | 75,856.42     | 3,191.72     | 0.00         | 79,048.14    |                   |
| 22-ene-99 | RECUP. FMO. VUCOTICH, M.     | 79,048.14     | 3,541.46     | 0.00         | 82,589.60    |                   |
| 28-ene-99 | TRANSF. DE PZO.FIJO C. CALVO | 82,589.60     | 570,304.24   | 0.00         | 652,893.84   |                   |
| 28-ene-99 | TRANSF. A EFECTIVO           | 652,893.84    | 0.00         | 169,919.09   | 482,974.75   |                   |
| 29-ene-99 | TRANSF. A EFECTIVO           | 482,974.75    | 0.00         | 158,536.29   | 324,438.46   |                   |
| 31-ene-99 | GASTOS BANCARIOS             | 324,438.46    | 33.38        | 0.00         | 324,471.84   |                   |
| 01-feb-99 | TRANSF. A EFECTIVO           | 324,471.84    | 0.00         | 146,350.00   | 178,121.84   |                   |
| 02-feb-99 | TRANSF. A EFECTIVO           | 178,121.84    | 0.00         | 60,000.00    | 118,121.84   |                   |
| 02-feb-99 | INTERESES                    | 118,121.84    | 486.26       | 0.00         | 118,608.10   |                   |
| 02-feb-99 | TRANSF. MIN. DE ECONOMIA     | 118,608.10    | 183,600.00   | 0.00         | 302,208.10   |                   |
| 09-feb-99 | TRANSF. A EFECTIVO           | 302,208.10    | 0.00         | 40,000.00    | 262,208.10   |                   |
| 15-feb-99 | INGRESOS ECONOMIA JURIDIC/90 | 262,208.10    | 5,000,000.00 | 0.00         | 5,262,208.10 |                   |
| 15-feb-99 | TRANSF. A EFECTIVO           | 5,262,208.10  | 0.00         | 4,000.00     | 5,258,208.10 |                   |
| 15-feb-99 | TRANSF. A PZO. FIJO 13       | 5,258,208.10  | 0.00         | 1,000,000.00 | 4,258,208.10 |                   |
| 16-feb-99 | TRANSF. A EFECTIVO           | 4,258,208.10  | 0.00         | 58,736.37    | 4,199,471.73 |                   |
| 17-feb-99 | TRANSF. A EFECTIVO           | 4,199,471.73  | 0.00         | 23,294.29    | 4,176,177.44 |                   |
| 22-feb-99 | TRANSF. A EFECTIVO           | 4,176,177.44  | 0.00         | 20,000.00    | 4,156,177.44 |                   |
| 22-feb-99 | TRANSF. A CTA. AH. 2561      | 4,156,177.44  | 0.00         | 2,350,000.00 | 1,806,177.44 |                   |

PROY-501  
12237



EMPRESA: CAJA NACIONAL DE AHORRO Y SEGURO (E.L.)

PERIODO: ENERO DE 1999 - JUNIO DE 1999

## ANEXO V - BANCOS



| MESES     | CONCEPTO                      | SALDO INICIAL | DEBITOS      | CREDITOS     | SALDO CUENTA | SALDO FINAL BANCO |
|-----------|-------------------------------|---------------|--------------|--------------|--------------|-------------------|
| 22-feb-99 | PAGO FET. GANANC. 02/99       | 1,806,177.44  | 0.00         | 1,262.07     | 1,804,915.37 |                   |
| 24-feb-99 | INGRESOS ECONOMIA JURIDIC/90  | 1,804,915.37  | 2,000,000.00 | 0.00         | 3,804,915.37 |                   |
| 24-feb-99 | GASTOS BANCARIOS              | 3,804,915.37  | 0.00         | 6.00         | 3,804,909.37 |                   |
| 24-feb-99 | GASTOS BANCARIOS              | 3,804,909.37  | 0.00         | 30.00        | 3,804,879.37 |                   |
| 24-feb-99 | GASTOS BANCARIOS              | 3,804,879.37  | 0.00         | 6.30         | 3,804,873.07 |                   |
| 24-feb-99 | GASTOS BANCARIOS              | 3,804,873.07  | 0.00         | 20.00        | 3,804,853.07 |                   |
| 24-feb-99 | GASTOS BANCARIOS              | 3,804,853.07  | 0.00         | 30.00        | 3,804,823.07 |                   |
| 24-feb-99 | GASTOS BANCARIOS              | 3,804,823.07  | 0.00         | 10.50        | 3,804,812.57 |                   |
| 26-feb-99 | TRANSF. A EFECTIVO            | 3,804,812.57  | 0.00         | 15,000.00    | 3,789,812.57 |                   |
| 26-feb-99 | AJUSTE                        | 3,789,812.57  | 0.07         | 0.00         | 3,789,812.64 |                   |
| 01-mar-99 | TRANSF. A EFECTIVO            | 3,789,812.64  | 0.00         | 173,750.00   | 3,616,062.64 |                   |
| 01-mar-99 | TRANSF. DE PZO. FIJO C. CALVO | 3,616,062.64  | 10,865.54    | 0.00         | 3,626,928.18 |                   |
| 01-mar-99 | INTERESES                     | 3,626,928.18  | 7,958.85     | 0.00         | 3,634,887.03 |                   |
| 01-mar-99 | PMO. EX-BANCO DE LA RIOJA     | 3,634,887.03  | 203,202.89   | 0.00         | 3,838,089.92 |                   |
| 03-mar-99 | TRANSF. A EFECTIVO            | 3,838,089.92  | 0.00         | 25,000.00    | 3,813,089.92 |                   |
| 03-mar-99 | TRANSF. A EFECTIVO            | 3,813,089.92  | 0.00         | 154,770.49   | 3,658,319.43 |                   |
| 04-mar-99 | TRANSF. A EFECTIVO            | 3,658,319.43  | 0.00         | 25,050.00    | 3,633,269.43 |                   |
| 05-mar-99 | TRANSF. A EFECTIVO            | 3,633,269.43  | 0.00         | 25,000.00    | 3,608,269.43 |                   |
| 05-mar-99 | IVA GASTOS BANCARIOS          | 3,608,269.43  | 0.00         | 20.00        | 3,608,249.43 |                   |
| 05-mar-99 | GASTOS BANCARIOS              | 3,608,249.43  | 0.00         | 4.20         | 3,608,245.23 |                   |
| 05-mar-99 | SINDICAT. GRAL. DE LA NACION  | 3,608,245.23  | 0.00         | 5,850.00     | 3,602,395.23 |                   |
| 05-mar-99 | SINDICAT. GRAL. DE LA NACION  | 3,602,395.23  | 0.00         | 5,850.00     | 3,596,545.23 |                   |
| 10-mar-99 | TRANSF. A EFECTIVO            | 3,596,545.23  | 0.00         | 11,220.00    | 3,585,325.23 |                   |
| 12-mar-99 | GASTOS BANCARIOS              | 3,585,325.23  | 0.00         | 174.90       | 3,585,150.33 |                   |
| 12-mar-99 | GASTOS BANCARIOS              | 3,585,150.33  | 0.00         | 406.41       | 3,584,743.92 |                   |
| 12-mar-99 | GASTOS BANCARIOS              | 3,584,743.92  | 0.00         | 406.41       | 3,584,337.51 |                   |
| 12-mar-99 | GASTOS BANCARIOS              | 3,584,337.51  | 0.00         | 6.00         | 3,584,331.51 |                   |
| 12-mar-99 | GASTOS BANCARIOS              | 3,584,331.51  | 0.00         | 20.00        | 3,584,311.51 |                   |
| 15-mar-99 | TRANSF. A CTA. AH. 2561       | 3,584,311.51  | 0.00         | 2,000,000.00 | 1,584,311.51 |                   |
| 16-mar-99 | PMO. LLANOS, JORGE-LA RIOJA   | 1,584,311.51  | 1,200.00     | 0.00         | 1,585,511.51 |                   |
| 16-mar-99 | PMO. MUN. DE SGO. DEL ESTERO  | 1,585,511.51  | 7,997.08     | 0.00         | 1,593,508.59 |                   |
| 17-mar-99 | TRANSF. A EFECTIVO            | 1,593,508.59  | 0.00         | 16,912.74    | 1,576,595.85 |                   |
| 17-mar-99 | GASTOS BANCARIOS              | 1,576,595.85  | 0.00         | 6.30         | 1,576,589.55 |                   |
| 17-mar-99 | GASTOS BANCARIOS              | 1,576,589.55  | 0.00         | 30.00        | 1,576,559.55 |                   |
| 17-mar-99 | GASTOS BANCARIOS              | 1,576,559.55  | 0.00         | 6.30         | 1,576,553.25 |                   |
| 17-mar-99 | GASTOS BANCARIOS              | 1,576,553.25  | 0.00         | 30.00        | 1,576,523.25 |                   |
| 18-mar-99 | TRANSF. A EFECTIVO            | 1,576,523.25  | 0.00         | 15,000.00    | 1,561,523.25 |                   |
| 22-mar-99 | TRANSF. A EFECTIVO            | 1,561,523.25  | 0.00         | 28,612.44    | 1,532,910.81 |                   |
| 22-mar-99 | TRANSF. A EFECTIVO            | 1,532,910.81  | 0.00         | 28,612.44    | 1,504,298.37 |                   |

PROY-501

12237

ANEXO II



EMPRESA: CAJA NACIONAL DE AHORRO Y SEGURO (E.L.)

PERIODO: ENERO DE 1999 - JUNIO DE 1999

ANEXO V - BANCOS



| MESES     | CONCEPTO                     | SALDO INICIAL | DEBITOS    | CREDITOS     | SALDO CUENTA | SALDO FINAL BANCOS |
|-----------|------------------------------|---------------|------------|--------------|--------------|--------------------|
| 22-mar-99 | PMO. MUNIC. DE ALTA GRACIA   | 1,504,298.37  | 29,787.00  | 0.00         | 1,534,085.37 |                    |
| 22-mar-99 | TRANSF. DE EFECTIVO          | 1,534,085.37  | 28,612.44  | 0.00         | 1,562,697.81 |                    |
| 24-mar-99 | TRANSF. A EFECTIVO           | 1,562,697.81  | 0.00       | 15,000.00    | 1,547,697.81 |                    |
| 24-mar-99 | TRANSF. A EFECTIVO           | 1,547,697.81  | 0.00       | 20,535.44    | 1,527,162.37 |                    |
| 24-mar-99 | TRANSF. DOC. EN CARTERA      | 1,527,162.37  | 886.00     | 0.00         | 1,528,048.37 |                    |
| 25-mar-99 | TRANSF. A EFECTIVO           | 1,528,048.37  | 0.00       | 13,783.39    | 1,514,264.98 |                    |
| 25-mar-99 | GASTOS BANCARIOS             | 1,514,264.98  | 0.00       | 59.57        | 1,514,205.41 |                    |
| 25-mar-99 | GASTOS BANCARIOS             | 1,514,205.41  | 0.00       | 12.51        | 1,514,192.90 |                    |
| 26-mar-99 | TRANSF. A EFECTIVO           | 1,514,192.90  | 0.00       | 101,103.86   | 1,413,089.04 |                    |
| 26-mar-99 | GASTOS BANCARIOS             | 1,413,089.04  | 0.00       | 30.00        | 1,413,059.04 |                    |
| 26-mar-99 | GASTOS BANCARIOS             | 1,413,059.04  | 0.00       | 6.30         | 1,413,052.74 |                    |
| 26-mar-99 | GASTOS BANCARIOS             | 1,413,052.74  | 0.00       | 30.00        | 1,413,022.74 |                    |
| 26-mar-99 | GASTOS BANCARIOS             | 1,413,022.74  | 0.00       | 6.30         | 1,413,016.44 |                    |
| 29-mar-99 | APERTURA PLAZO FIJO 19       | 1,413,016.44  | 0.00       | 1,000,000.00 | 413,016.44   |                    |
| 29-mar-99 | TRANSF. DOC. EN CARTERA      | 413,016.44    | 10,877.76  | 0.00         | 423,894.20   |                    |
| 31-mar-99 | AJUSTE                       | 423,894.20    | 0.02       | 0.00         | 423,894.22   |                    |
| 05-abr-99 | TRANSF A EFECTIVO            | 423,894.22    | 0.00       | 204,900.00   | 218,994.22   |                    |
| 06-abr-99 | TRANSF A EFECTIVO            | 218,994.22    | 0.00       | 36,598.57    | 182,395.65   |                    |
| 06-abr-99 | TRANSF A EFECTIVO            | 182,395.65    | 0.00       | 20,000.00    | 162,395.65   |                    |
| 08-abr-99 | TRANSF A EFECTIVO            | 162,395.65    | 0.00       | 15,000.00    | 147,395.65   |                    |
| 08-abr-99 | TRANSF JURID/91              | 147,395.65    | 400,000.00 | 0.00         | 547,395.65   |                    |
| 08-abr-99 | INTERESES                    | 547,395.65    | 5,105.28   | 0.00         | 552,500.93   |                    |
| 08-abr-99 | GASTOS BANCARIOS             | 552,500.93    | 0.00       | 200.00       | 552,300.93   |                    |
| 08-abr-99 | GASTOS BANCARIOS             | 552,300.93    | 0.00       | 42.00        | 552,258.93   |                    |
| 12-abr-99 | SINDICATURA GRAL DE LA NAC   | 552,258.93    | 0.00       | 5,850.00     | 546,408.93   |                    |
| 14-abr-99 | TRANSF A EFECTIVO            | 546,408.93    | 0.00       | 48,558.23    | 497,850.70   |                    |
| 14-abr-99 | TRANSF A EFECTIVO            | 497,850.70    | 0.00       | 10,000.00    | 487,850.70   |                    |
| 16-abr-99 | TRANSF. DOC. EN CARTERA      | 487,850.70    | 62,896.45  | 0.00         | 550,747.15   |                    |
| 19-abr-99 | PMO. MUN. DE SGO. DEL ESTERO | 550,747.15    | 7,997.08   | 0.00         | 558,744.23   |                    |
| 20-abr-99 | TRANSF. DOC. EN CARTERA      | 558,744.23    | 203,969.04 | 0.00         | 762,713.27   |                    |
| 21-abr-99 | TRANSF A EFECTIVO            | 762,713.27    | 0.00       | 15,000.00    | 747,713.27   |                    |
| 26-abr-99 | TRANSF A EFECTIVO            | 747,713.27    | 0.00       | 205,427.07   | 542,286.20   |                    |
| 27-abr-99 | GASTOS BANCARIOS             | 542,286.20    | 0.00       | 6.00         | 542,280.20   |                    |
| 27-abr-99 | TRANSF. DOC. EN CARTERA      | 542,280.20    | 2,600.00   | 0.00         | 544,880.20   |                    |
| 28-abr-99 | GASTOS BANCARIOS             | 544,880.20    | 0.00       | 30.00        | 544,850.20   |                    |
| 28-abr-99 | GASTOS BANCARIOS             | 544,850.20    | 0.00       | 6.30         | 544,843.90   |                    |
| 28-abr-99 | GASTOS BANCARIOS             | 544,843.90    | 0.00       | 171.34       | 544,672.56   |                    |
| 28-abr-99 | GASTOS BANCARIOS             | 544,672.56    | 0.00       | 407.94       | 544,264.62   |                    |
| 28-abr-99 | GASTOS BANCARIOS             | 544,264.62    | 0.00       | 407.94       | 543,856.68   |                    |

PROY-501


12237

ANEXO II

EMPRESA: CAJA NACIONAL DE AHORRO Y SEGURO (E.L.)

PERIODO: ENERO DE 1999 - JUNIO DE 1999

ANEXO V - BANCOS



| MESES     | CONCEPTO                    | SALDO INICIAL | DEBITOS      | CREDITOS   | SALDO CUENTA | SALDO FINAL BANCO |
|-----------|-----------------------------|---------------|--------------|------------|--------------|-------------------|
| 28-abr-99 | TASA DE SEGURIDAD E HIGIENE | 543,856.68    | 0.00         | 16,988.71  | 526,867.97   |                   |
| 28-abr-99 | TRANSF. DOC. EN CARTERA     | 526,867.97    | 1,256.00     | 0.00       | 528,123.97   |                   |
| 28-abr-99 | TRANSF. DOC. EN CARTERA     | 528,123.97    | 47.22        | 0.00       | 528,171.19   |                   |
| 29-abr-99 | TRANSF. DOC. EN CARTERA     | 528,171.19    | 82,050.11    | 0.00       | 610,221.30   |                   |
| 30-abr-99 | TRANSF. A EFECTIVO          | 610,221.30    | 0.00         | 20,000.00  | 590,221.30   |                   |
| 30-abr-99 | TRANSF. DOC. EN CARTERA     | 590,221.30    | 49,816.34    | 0.00       | 640,037.64   |                   |
| 03-may-99 | TRANSF. A EFECTIVO          | 640,037.64    | 0.00         | 195,600.00 | 444,437.64   |                   |
| 04-may-99 | TRANSF. A EFECTIVO          | 444,437.64    | 0.00         | 25,000.00  | 419,437.64   |                   |
| 05-may-99 | TRANSF. DOC. EN CARTERA     | 419,437.64    | 29,415.00    | 0.00       | 448,852.64   |                   |
| 07-may-99 | TRANSF. A EFECTIVO          | 448,852.64    | 0.00         | 12,918.66  | 435,933.98   |                   |
| 07-may-99 | TRANSF. A EFECTIVO          | 435,933.98    | 0.00         | 5,512.16   | 430,421.82   |                   |
| 07-may-99 | TRANSF. A EFECTIVO          | 430,421.82    | 0.00         | 10,086.19  | 420,335.63   |                   |
| 10-may-99 | TRANSF. A EFECTIVO          | 420,335.63    | 0.00         | 12,000.00  | 408,335.63   |                   |
| 10-may-99 | GASTOS BANCARIOS            | 408,335.63    | 0.00         | 20.00      | 408,315.63   |                   |
| 10-may-99 | GASTOS BANCARIOS            | 408,315.63    | 0.00         | 4.20       | 408,311.43   |                   |
| 10-may-99 | GASTOS BANCARIOS            | 408,311.43    | 0.00         | 195.00     | 408,116.43   |                   |
| 10-may-99 | GASTOS BANCARIOS            | 408,116.43    | 0.00         | 30.00      | 408,086.43   |                   |
| 10-may-99 | GASTOS BANCARIOS            | 408,086.43    | 0.00         | 40.95      | 408,045.48   |                   |
| 10-may-99 | INGRESO ECONOMIA JURIS/91   | 408,045.48    | 140,000.00   | 0.00       | 548,045.48   |                   |
| 10-may-99 | GASTOS BANCARIOS            | 548,045.48    | 0.00         | 6.30       | 548,039.18   |                   |
| 10-may-99 | GASTOS BANCARIOS            | 548,039.18    | 0.00         | 99.63      | 547,939.55   |                   |
| 10-may-99 | GASTOS BANCARIOS            | 547,939.55    | 0.00         | 99.63      | 547,839.92   |                   |
| 10-may-99 | GASTOS BANCARIOS            | 547,839.92    | 0.00         | 41.84      | 547,798.08   |                   |
| 10-may-99 | INTERESES                   | 547,798.08    | 1,127.85     | 0.00       | 548,925.93   |                   |
| 10-may-99 | GASTOS BANCARIOS            | 548,925.93    | 0.00         | 35.00      | 548,890.93   |                   |
| 10-may-99 | GASTOS BANCARIOS            | 548,890.93    | 35.00        | 0.00       | 548,925.93   |                   |
| 11-may-99 | SIND. GRAL. DE LA NACION    | 548,925.93    | 0.00         | 5,850.00   | 543,075.93   |                   |
| 17-may-99 | TRANSF. A EFECTIVO          | 543,075.93    | 0.00         | 45,815.45  | 497,260.48   |                   |
| 17-may-99 | TRANSF. A EFECTIVO          | 497,260.48    | 0.00         | 20,000.00  | 477,260.48   |                   |
| 17-may-99 | TRANSF. DE PZO. FIJO 18     | 477,260.48    | 2,036,250.03 | 0.00       | 2,513,510.51 |                   |
| 17-may-99 | TRANSF. DE PZO. FIJO 16     | 2,513,510.51  | 102,199.15   | 0.00       | 2,615,709.66 |                   |
| 17-may-99 | AUDITORIA GRAL DE LA NACION | 2,615,709.66  | 0.00         | 69,650.00  | 2,546,059.66 |                   |
| 18-may-99 | TRANSF. DOC. EN CARTERA     | 2,546,059.66  | 7,997.08     | 0.00       | 2,554,056.74 |                   |
| 18-may-99 | GASTOS BANCARIOS            | 2,554,056.74  | 0.00         | 20.00      | 2,554,036.74 |                   |
| 18-may-99 | GASTOS BANCARIOS            | 2,554,036.74  | 0.00         | 58.83      | 2,553,977.91 |                   |
| 18-may-99 | GASTOS BANCARIOS            | 2,553,977.91  | 0.00         | 16.55      | 2,553,961.36 |                   |
| 18-may-99 | GASTOS BANCARIOS            | 2,553,961.36  | 0.00         | 30.00      | 2,553,931.36 |                   |
| 18-may-99 | GASTOS BANCARIOS            | 2,553,931.36  | 0.00         | 20.00      | 2,553,911.36 |                   |
| 18-may-99 | GASTOS BANCARIOS            | 2,553,911.36  | 0.00         | 6.30       | 2,553,905.06 |                   |

0Y-501  
12237

## ANEXO II

EMPRESA: CAJA NACIONAL DE AHORRO Y SEGURO (E.L.)

PERIODO: ENERO DE 1999 - JUNIO DE 1999

**ANEXO V - BANCOS**



| MESES   | CONCEPTO                       | SALDO INICIAL | DEBITOS      | CREDITOS     | SALDO CUENTA | SALDO FINAL BANCO |
|---|--------------------------------|---------------|--------------|--------------|--------------|-------------------|
| 18-may-99                                     | GASTOS BANCARIOS               | 2,553,905.06  | 0.00         | 4.20         | 2,553,900.86 |                   |
| 19-may-99                                     | GASTOS BANCARIOS               | 2,553,900.86  | 0.00         | 6.00         | 2,553,894.86 |                   |
| 20-may-99                                     | TRANSF. A EFECTIVO             | 2,553,894.86  | 0.00         | 15,000.00    | 2,538,894.86 |                   |
| 26-may-99                                     | TRANSF. A EFECTIVO             | 2,538,894.86  | 0.00         | 30,000.00    | 2,508,894.86 |                   |
| 26-may-99                                     | TRANSF. A PLAZO FIJO 21        | 2,508,894.86  | 0.00         | 1,000,000.00 | 1,508,894.86 |                   |
| 01-jun-99                                     | TRANSF. A EFECTIVO             | 1,508,894.86  | 0.00         | 20,000.00    | 1,488,894.86 |                   |
| 01-jun-99                                     | TRANSF. A EFECTIVO             | 1,488,894.86  | 0.00         | 185,300.00   | 1,303,594.86 |                   |
| 02-jun-99                                     | TRANSF. A EFECTIVO             | 1,303,594.86  | 0.00         | 25,000.00    | 1,278,594.86 |                   |
| 03-jun-99                                     | INTERESES                      | 1,278,594.86  | 2,927.58     | 0.00         | 1,281,522.44 |                   |
| 04-jun-99                                     | TRANSF. A EFECTIVO             | 1,281,522.44  | 0.00         | 6,037.00     | 1,275,485.44 |                   |
| 04-jun-99                                     | TRANSF. DOC. EN CARTERA        | 1,275,485.44  | 204,661.04   | 0.00         | 1,480,146.48 |                   |
| 07-jun-99                                     | SINDICATURA GRAL. DE LA NACION | 1,480,146.48  | 0.00         | 5,850.00     | 1,474,296.48 |                   |
| 08-jun-99                                     | TRANSF. A EFECTIVO             | 1,474,296.48  | 0.00         | 30,000.00    | 1,444,296.48 |                   |
| 09-jun-99                                     | TRANSF. A EFECTIVO             | 1,444,296.48  | 0.00         | 15,000.00    | 1,429,296.48 |                   |
| 09-jun-99                                     | TRANSF DE PLAZO FIJO 6         | 1,429,296.48  | 10,717.79    | 0.00         | 1,440,014.27 |                   |
| 15-jun-99                                     | TRANSF. A EFECTIVO             | 1,440,014.27  | 0.00         | 30,000.00    | 1,410,014.27 |                   |
| 16-jun-99                                     | TRANSF. DOC. EN CARTERA        | 1,410,014.27  | 7,997.08     | 0.00         | 1,418,011.35 |                   |
| 16-jun-99                                     | TRANSF. DOC. EN CARTERA        | 1,418,011.35  | 250.00       | 0.00         | 1,418,261.35 |                   |
| 17-jun-99                                     | TRANSF. A EFECTIVO             | 1,418,261.35  | 0.00         | 25,000.00    | 1,393,261.35 |                   |
| 17-jun-99                                     | GASTOS BANCARIOS               | 1,393,261.35  | 0.00         | 20.00        | 1,393,241.35 |                   |
| 17-jun-99                                     | GASTOS BANCARIOS               | 1,393,241.35  | 0.00         | 4.20         | 1,393,237.15 |                   |
| 17-jun-99                                     | GASTOS BANCARIOS               | 1,393,237.15  | 0.00         | 613.98       | 1,392,623.17 |                   |
| 17-jun-99                                     | GASTOS BANCARIOS               | 1,392,623.17  | 0.00         | 409.32       | 1,392,213.85 |                   |
| 17-jun-99                                     | GASTOS BANCARIOS               | 1,392,213.85  | 0.00         | 214.90       | 1,391,998.95 |                   |
| 22-jun-99                                     | TRANSF. A EFECTIVO             | 1,391,998.95  | 0.00         | 30,000.00    | 1,361,998.95 |                   |
| 22-jun-99                                     | TRANSF DOC. EN CARTERA         | 1,361,998.95  | 17,960.00    | 0.00         | 1,379,958.95 |                   |
| 24-jun-99                                     | TRANSF A EFECTIVO              | 1,379,958.95  | 0.00         | 30,000.00    | 1,349,958.95 |                   |
| 24-jun-99                                     | GASTOS BANCARIOS               | 1,349,958.95  | 0.00         | 6.00         | 1,349,952.95 |                   |
| 24-jun-99                                     | GASTOS BANCARIOS               | 1,349,952.95  | 0.00         | 6.00         | 1,349,946.95 |                   |
| 24-jun-99                                     | GASTOS BANCARIOS               | 1,349,946.95  | 0.00         | 1.27         | 1,349,945.68 |                   |
| 25-jun-99                                     | TRANSF DOC. EN CARTERA         | 1,349,945.68  | 3,764.00     | 0.00         | 1,353,709.68 |                   |
| 29-jun-99                                     | TRANSF A EFECTIVO              | 1,353,709.68  | 0.00         | 25,000.00    | 1,328,709.68 |                   |
| 30-jun-99                                     | TRANSF. A EFECTIVO             | 1,328,709.68  | 0.00         | 20,000.00    | 1,308,709.68 |                   |
| 30-jun-99                                     | SALDO DE CIERRE                | 1,308,709.68  | 0.00         | 0.00         | 1,308,709.68 | 1,308,709.68      |
| <b>1112109 BANCO CAJA DE AHORRO CTA. 2561</b> |                                |               |              |              |              |                   |
| 01-ene-99                                     | SALDO APERTURA                 |               |              |              |              | 0.00              |
| 22-feb-99                                     | TRANSF. CTA. AH. 2560          | 0.00          | 2,350,000.00 | 0.00         | 2,350,000.00 |                   |
| 23-feb-99                                     | TRANSF. A PZO. FIJO 15         | 2,350,000.00  | 0.00         | 100,000.00   | 2,250,000.00 |                   |

PROY-SO1  
12237

## ANEXO II

EMPRESA: CAJA NACIONAL DE AHORRO Y SEGURO (E.L.)

PERIODO: ENERO DE 1999 - JUNIO DE 1999

### ANEXO V - BANCOS

| MESES                              | CONCEPTO                            | SALDO INICIAL     | DEBITOS              | CREDITOS             | SALDO CUENTA        | SALDO FINAL BANCO   |
|------------------------------------|-------------------------------------|-------------------|----------------------|----------------------|---------------------|---------------------|
| 23-feb-99                          | TRANSF. A PZO. FIJO 16              | 2,250,000.00      | 0.00                 | 100,000.00           | 2,150,000.00        |                     |
| 23-feb-99                          | TRANSF. A PZO. FIJO 17              | 2,150,000.00      | 0.00                 | 100,000.00           | 2,050,000.00        |                     |
| 23-feb-99                          | TRANSF. A PZO. FIJO 14              | 2,050,000.00      | 0.00                 | 2,000,000.00         | 50,000.00           |                     |
| 15-mar-99                          | TRANSF. DE CTA. AH. 2560            | 50,000.00         | 2,000,000.00         | 0.00                 | 2,050,000.00        |                     |
| 15-mar-99                          | TRANSF. A PZO. FIJO 18              | 2,050,000.00      | 0.00                 | 2,000,000.00         | 50,000.00           |                     |
| 19-mar-99                          | INTERESES                           | 50,000.00         | 205.45               | 0.00                 | 50,205.45           |                     |
| 31-mar-99                          | INTERESES                           | 50,205.45         | 608.50               | 0.00                 | 50,813.95           |                     |
| 31-mar-99                          | GASTOS FINANCIARIOS                 | 50,813.95         | 0.00                 | 4.00                 | 50,809.95           |                     |
| 04-may-99                          | GASTOS FINANCIARIOS                 | 50,809.95         | 0.00                 | 4.00                 | 50,805.95           |                     |
| 04-may-99                          | INTERESES                           | 50,805.95         | 211.46               | 0.00                 | 51,017.41           |                     |
| 28-may-99                          | GASTOS FINANCIARIOS                 | 51,017.41         | 0.00                 | 4.00                 | 51,013.41           |                     |
| 28-may-99                          | INTERESES                           | 51,013.41         | 125.70               | 0.00                 | 51,139.11           |                     |
| 30-jun-99                          | SALDO DE CIERRE                     | 51,139.11         | 0.00                 | 0.00                 | 51,139.11           | 51,139.11           |
| <hr/>                              |                                     |                   |                      |                      |                     |                     |
| <u>1112101</u>                     | <u>BANCO MERCANTIL C.C. 1612/2</u>  | 9,465.26          | 131,167.52           | 127,932.20           | 12,700.58           | 13,126.68           |
| <u>1112108</u>                     | <u>BCO.CAJA DE AHORRO CTA. 2560</u> | 155,821.68        | 11,950,631.68        | 10,797,743.68        | 1,308,709.68        | 1,308,709.68        |
| <u>1112109</u>                     | <u>BCO.CAJA DE AHORRO CTA. 2561</u> | 0.00              | 4,351,151.11         | 4,300,012.00         | 51,139.11           | 51,263.21           |
| <hr/>                              |                                     |                   |                      |                      |                     |                     |
| <b>TOTAL DE BANCOS AL 30-06-99</b> |                                     | <b>165,286.94</b> | <b>16,432,950.31</b> | <b>15,225,687.88</b> | <b>1,372,549.37</b> | <b>1,373,099.57</b> |

Cont. MIGUEL A. LARREGINA

CR RICARDO FERNANDEZ  
AUDITOR INTERNO  
CNAS (E.L.)

Cont. OSVALDO M. A. ACEVEDO  
Liquidador

PROY-S01

12237



PROY-SOI

12237

RENDICION DE CUENTAS

EMPRESA: CAJA NACIONAL DE AHORRO Y SEGURO (E.L.)

Periodo: ENERO DE 1999 - JUNIO DE 1999

ANEXO VI - INVERSIONES FINANCIERAS

| INVERSION              |          |        |         | MOVIMIENTO SEGUN LIBROS |               |                  |                       |                           |              |
|------------------------|----------|--------|---------|-------------------------|---------------|------------------|-----------------------|---------------------------|--------------|
| FECHA                  | TIPO     | NUMERO | ENTIDAD | VENCIMIENTO             | SALDO INICIAL | DEPOSITOS COMPRA | INTERESES REVALUACION | RETIROVENTA REVAL./AMORT. | SALDO FINAL  |
| <b>PLAZO FIJO N° 1</b> |          |        |         |                         |               |                  |                       |                           |              |
| 01-ene-99              | Pzo.Fijo |        |         |                         | 2,012,087.29  |                  |                       |                           | 2,012,087.29 |
| 05-ene-99              | Pzo.Fijo |        |         |                         | 2,012,087.29  |                  | 17,993.03             |                           | 2,030,080.32 |
| 08-feb-99              | Pzo.Fijo |        |         |                         | 2,030,080.32  |                  | 17,019.30             |                           | 2,047,099.62 |
| 10-mar-99              | Pzo.Fijo |        |         |                         | 2,047,099.62  |                  | 18,508.03             |                           | 2,065,607.65 |
| 12-abr-99              | Pzo.Fijo |        |         |                         | 2,065,607.65  |                  | 15,874.05             |                           | 2,081,481.70 |
| 24-may-99              | Pzo.Fijo |        |         |                         | 2,081,481.70  |                  | 21,556.16             |                           | 2,103,037.86 |
| 29-jun-99              | Pzo.Fijo |        |         |                         | 2,103,037.86  |                  | 17,008.68             |                           | 2,120,046.54 |
| 30-jun-99              | Pzo.Fijo |        |         |                         | 2,120,046.54  |                  |                       |                           | 2,120,046.54 |
| <b>PLAZO FIJO N° 3</b> |          |        |         |                         |               |                  |                       |                           |              |
| 01-ene-99              | Pzo.Fijo |        |         |                         | 1,650,634.39  |                  |                       |                           | 1,650,634.39 |
| 28-ene-99              | Pzo.Fijo |        |         |                         | 1,650,634.39  |                  | 12,210.17             |                           | 1,662,844.56 |
| 28-ene-99              | Pzo.Fijo |        |         |                         | 1,662,844.56  |                  |                       | 570,304.24                | 1,092,540.32 |
| 01-mar-99              | Pzo.Fijo |        |         |                         | 1,092,540.32  |                  | 10,865.54             |                           | 1,103,405.86 |
| 01-mar-99              | Pzo.Fijo |        |         |                         | 1,103,405.86  |                  |                       | 10,865.54                 | 1,092,540.32 |
| 31-mar-99              | Pzo.Fijo |        |         |                         | 1,092,540.32  |                  |                       | 0.08                      | 1,092,540.24 |
| 06-abr-99              | Pzo.Fijo |        |         |                         | 1,092,540.24  |                  | 9,690.68              |                           | 1,102,230.92 |
| 10-may-99              | Pzo.Fijo |        |         |                         | 1,102,230.92  |                  | 9,776.63              |                           | 1,112,007.55 |
| 15-jun-99              | Pzo.Fijo |        |         |                         | 1,112,007.55  |                  | 9,048.39              |                           | 1,121,055.94 |
| 30-jun-99              | Pzo.Fijo |        |         |                         | 1,121,055.94  |                  |                       |                           | 1,121,055.94 |



PROY-SOI

12237

RENDICION DE CUENTAS

EMPRESA: CAJA NACIONAL DE AHORRO Y SEGURO (E.L.)

Periodo: ENERO DE 1999 - JUNIO DE 1999

ANEXO VI - INVERSIONES FINANCIERAS

| INVERSION              |          |        |         | MOVIMIENTO SEGUN LIBROS |               |                  |                       |                           |              |
|------------------------|----------|--------|---------|-------------------------|---------------|------------------|-----------------------|---------------------------|--------------|
| FECHA                  | TIPO     | NUMERO | ENTIDAD | VENCIMIENTO             | SALDO INICIAL | DEPOSITOS COMPRA | INTERESES REVALUACION | RETIROVENTA REVAL./AMORT. | SALDO FINAL  |
| <b>PLAZO FIJO N° 5</b> |          |        |         |                         |               |                  |                       |                           |              |
| 01-ene-99              | Pzo.Fijo |        |         |                         | 63,254.62     |                  |                       |                           | 63,254.62    |
| 05-ene-99              | Pzo.Fijo |        |         |                         | 63,254.62     |                  | 565.65                |                           | 63,820.27    |
| 08-feb-99              | Pzo.Fijo |        |         |                         | 63,820.27     |                  | 535.04                |                           | 64,355.31    |
| 10-mar-99              | Pzo.Fijo |        |         |                         | 64,355.31     |                  | 581.84                |                           | 64,937.15    |
| 12-abr-99              | Pzo.Fijo |        |         |                         | 64,937.15     |                  | 499.04                |                           | 65,436.19    |
| 17-may-99              | Pzo.Fijo |        |         |                         | 65,436.19     |                  | 564.72                |                           | 66,000.91    |
| 22-jun-99              | Pzo.Fijo |        |         |                         | 66,000.91     |                  | 533.79                |                           | 66,534.70    |
| 22-jun-99              | Pzo.Fijo |        |         |                         | 66,534.70     |                  |                       | 66,534.70                 | 0.00         |
| 30-jun-99              | Pzo.Fijo |        |         |                         | 0.00          |                  |                       |                           | 0.00         |
| <b>PLAZO FIJO N° 6</b> |          |        |         |                         |               |                  |                       |                           |              |
| 01-ene-99              | Pzo.Fijo |        |         |                         | 2,110,644.41  |                  |                       |                           | 2,110,644.41 |
| 25-ene-99              | Pzo.Fijo |        |         |                         | 2,110,644.41  |                  | 18,215.16             |                           | 2,128,859.57 |
| 01-mar-99              | Pzo.Fijo |        |         |                         | 2,128,859.57  |                  | 22,455.10             |                           | 2,151,314.67 |
| 01-mar-99              | Pzo.Fijo |        |         |                         | 2,151,314.67  | 112,812.29       |                       |                           | 2,264,126.96 |
| 06-abr-99              | Pzo.Fijo |        |         |                         | 2,264,126.96  |                  | 20,082.49             |                           | 2,284,209.45 |
| 10-may-99              | Pzo.Fijo |        |         |                         | 2,284,209.45  |                  |                       | 723,865.77                | 1,560,343.68 |
| 10-may-99              | Pzo.Fijo |        |         |                         | 1,560,343.68  |                  | 20,260.62             |                           | 1,580,604.30 |
| 09-jun-99              | Pzo.Fijo |        |         |                         | 1,580,604.30  |                  | 10,717.79             |                           | 1,591,322.09 |
| 09-jun-99              | Pzo.Fijo |        |         |                         | 1,591,322.09  |                  |                       | 10,717.79                 | 1,580,604.30 |
| 30-jun-99              | Pzo.Fijo |        |         |                         | 1,580,604.30  |                  |                       |                           | 1,580,604.30 |



*[Handwritten signature]*

PROY-501  
2237

RENDICION DE CUENTAS

EMPRESA: CAJA NACIONAL DE AHORRO Y SEGURO (E.L.)

Periodo: ENERO DE 1999 - JUNIO DE 1999

ANEXO VI - INVERSIONES FINANCIERAS

| INVERSION               |          |        |         | MOVIMIENTO SEGUN LIBROS |               |                  |                       |                           |              |
|-------------------------|----------|--------|---------|-------------------------|---------------|------------------|-----------------------|---------------------------|--------------|
| FECHA                   | TIPO     | NUMERO | ENTIDAD | VENCIMIENTO             | SALDO INICIAL | DEPOSITOS COMPRA | INTERESES REVALUACION | RETIROVENTA REVAL./AMORT. | SALDO FINAL  |
| <b>PLAZO FIJO N° 7</b>  |          |        |         |                         |               |                  |                       |                           |              |
| 01-ene-99               | Pzo.Fijo |        |         |                         | 1,055,076.16  |                  |                       |                           | 1,055,076.16 |
| 05-ene-99               | Pzo.Fijo |        |         |                         | 1,055,076.16  |                  | 9,434.99              |                           | 1,064,511.15 |
| 08-feb-99               | Pzo.Fijo |        |         |                         | 1,064,511.15  |                  | 8,924.39              |                           | 1,073,435.54 |
| 10-mar-99               | Pzo.Fijo |        |         |                         | 1,073,435.54  |                  | 9,705.04              |                           | 1,083,140.58 |
| 12-abr-99               | Pzo.Fijo |        |         |                         | 1,083,140.58  |                  | 8,323.86              |                           | 1,091,464.44 |
| 24-may-99               | Pzo.Fijo |        |         |                         | 1,091,464.44  |                  | 11,303.38             |                           | 1,102,767.82 |
| 29-jun-99               | Pzo.Fijo |        |         |                         | 1,102,767.82  |                  | 8,918.82              |                           | 1,111,686.64 |
| 30-jun-99               | Pzo.Fijo |        |         |                         | 1,111,686.64  |                  |                       |                           | 1,111,686.64 |
| <b>PLAZO FIJO N° 11</b> |          |        |         |                         |               |                  |                       |                           |              |
| 01-ene-99               | Pzo.Fijo |        |         |                         | 110,881.18    |                  |                       |                           | 110,881.18   |
| 27-ene-99               | Pzo.Fijo |        |         |                         | 110,881.18    |                  | 820.22                |                           | 111,701.40   |
| 01-mar-99               | Pzo.Fijo |        |         |                         | 111,701.40    |                  | 1,110.89              |                           | 112,812.29   |
| 01-mar-99               | Pzo.Fijo |        |         |                         | 112,812.29    |                  |                       | 112,812.29                | 0.00         |
| 30-jun-99               | Pzo.Fijo |        |         |                         | 0.00          |                  |                       |                           | 0.00         |

ANEXO II



PROY-501

12237

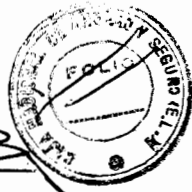
RENDICION DE CUENTAS

EMPRESA: CAJA NACIONAL DE AHORRO Y SEGURO (E.L.)

Periodo: ENERO DE 1999 - JUNIO DE 1999

ANEXO VI - INVERSIONES FINANCIERAS

| INVERSION               |          |        |         | MOVIMIENTO SEGUN LIBROS |               |                  |                       |                           |              |
|-------------------------|----------|--------|---------|-------------------------|---------------|------------------|-----------------------|---------------------------|--------------|
| FECHA                   | TIPO     | NUMERO | ENTIDAD | VENCIMIENTO             | SALDO INICIAL | DEPOSITOS COMPRA | INTERESES REVALUACION | RETIROVENTA REVAL./AMORT. | SALDO FINAL  |
| <b>PLAZO FIJO N° 13</b> |          |        |         |                         |               |                  |                       |                           |              |
| 01-ene-99               | Pzo.Fijo |        |         |                         | 1,000,000.00  |                  |                       |                           | 1,000,000.00 |
| 11-ene-99               | Pzo.Fijo |        |         |                         | 1,000,000.00  |                  | 8,153.42              |                           | 1,008,153.42 |
| 11-ene-99               | Pzo.Fijo |        |         |                         | 1,008,153.42  | 450,000.00       |                       |                           | 1,458,153.42 |
| 15-feb-99               | Pzo.Fijo |        |         |                         | 1,458,153.42  |                  | 12,584.06             |                           | 1,470,737.48 |
| 15-feb-99               | Pzo.Fijo |        |         |                         | 1,470,737.48  | 1,000,000.00     |                       |                           | 2,470,737.48 |
| 24-mar-99               | Pzo.Fijo |        |         |                         | 2,470,737.48  |                  | 26,061.23             |                           | 2,496,798.71 |
| 26-abr-99               | Pzo.Fijo |        |         |                         | 2,496,798.71  |                  | 21,547.72             |                           | 2,518,346.43 |
| 07-jun-99               | Pzo.Fijo |        |         |                         | 2,518,346.43  |                  | 24,631.49             |                           | 2,542,977.92 |
| 30-jun-99               | Pzo.Fijo |        |         |                         | 2,542,977.92  |                  |                       |                           | 2,542,977.92 |
| <b>PLAZO FIJO N° 14</b> |          |        |         |                         |               |                  |                       |                           |              |
| 01-ene-99               | Pzo.Fijo |        |         |                         | 0.00          |                  |                       |                           | 0.00         |
| 23-feb-99               | Pzo.Fijo |        |         |                         | 0.00          | 2,000,000.00     |                       |                           | 2,000,000.00 |
| 06-abr-99               | Pzo.Fijo |        |         |                         | 2,000,000.00  |                  | 22,465.75             |                           | 2,022,465.75 |
| 05-may-99               | Pzo.Fijo |        |         |                         | 2,022,465.75  |                  | 15,791.86             |                           | 2,038,257.61 |
| 09-jun-99               | Pzo.Fijo |        |         |                         | 2,038,257.61  |                  | 15,479.59             |                           | 2,053,737.20 |
| 30-jun-99               | Pzo.Fijo |        |         |                         | 2,053,737.20  |                  |                       |                           | 2,053,737.20 |



PROY-501  
12237


RENDICION DE CUENTAS

Período: ENERO DE 1999 - JUNIO DE 1999

EMPRESA: CAJA NACIONAL DE AHORRO Y SEGURO (E.L.)

ANEXO VI - INVERSIONES FINANCIERAS

| INVERSION               |          |        |         |             |               | MOVIMIENTO SEGUN LIBROS |                       |                          |             |  |  |
|-------------------------|----------|--------|---------|-------------|---------------|-------------------------|-----------------------|--------------------------|-------------|--|--|
| FECHA                   | TIPO     | NUMERO | ENTIDAD | VENCIMIENTO | SALDO INICIAL | DEPOSITOS COMPRA        | INTERESES REVALUACION | RETROVENTA REVAL./AMORT. | SALDO FINAL |  |  |
| <b>PLAZO FIJO N° 15</b> |          |        |         |             |               |                         |                       |                          |             |  |  |
| 01-ene-99               | Pzo.Fijo |        |         |             | 0.00          |                         |                       |                          | 0.00        |  |  |
| 23-feb-99               | Pzo.Fijo |        |         |             | 0.00          | 100,000.00              |                       |                          | 100,000.00  |  |  |
| 29-mar-99               | Pzo.Fijo |        |         |             | 100,000.00    |                         | 931.51                |                          | 100,931.51  |  |  |
| 04-may-99               | Pzo.Fijo |        |         |             | 100,931.51    |                         | 929.12                |                          | 101,860.63  |  |  |
| 15-jun-99               | Pzo.Fijo |        |         |             | 101,860.63    |                         | 984.00                |                          | 102,844.63  |  |  |
| 30-jun-99               | Pzo.Fijo |        |         |             | 102,844.63    |                         |                       |                          | 102,844.63  |  |  |
| <b>PLAZO FIJO N° 16</b> |          |        |         |             |               |                         |                       |                          |             |  |  |
| 01-ene-99               | Pzo.Fijo |        |         |             | 0.00          |                         |                       |                          | 0.00        |  |  |
| 23-feb-99               | Pzo.Fijo |        |         |             | 0.00          | 100,000.00              |                       |                          | 100,000.00  |  |  |
| 12-abr-99               | Pzo.Fijo |        |         |             | 100,000.00    |                         | 1,315.07              |                          | 101,315.07  |  |  |
| 17-may-99               | Pzo.Fijo |        |         |             | 101,315.07    |                         | 884.08                |                          | 102,199.15  |  |  |
| 17-may-99               | Pzo.Fijo |        |         |             | 102,199.15    |                         |                       | 102,199.15               | 0.00        |  |  |
| 30-jun-99               | Pzo.Fijo |        |         |             | 0.00          |                         |                       |                          | 0.00        |  |  |
| <b>PLAZO FIJO N° 17</b> |          |        |         |             |               |                         |                       |                          |             |  |  |
| 01-ene-99               | Pzo.Fijo |        |         |             | 0.00          |                         |                       |                          | 0.00        |  |  |
| 23-feb-99               | Pzo.Fijo |        |         |             | 0.00          | 100,000.00              |                       |                          | 100,000.00  |  |  |
| 29-mar-99               | Pzo.Fijo |        |         |             | 100,000.00    |                         | 821.92                |                          | 100,821.92  |  |  |
| 27-abr-99               | Pzo.Fijo |        |         |             | 100,821.92    |                         | 875.08                |                          | 101,697.00  |  |  |
| 09-jun-99               | Pzo.Fijo |        |         |             | 101,697.00    |                         | 982.42                |                          | 102,679.42  |  |  |
| 30-jun-99               | Pzo.Fijo |        |         |             | 102,679.42    |                         |                       |                          | 102,679.42  |  |  |



*[Handwritten signature]*

PROY-S01  
1223A

RENDICION DE CUENTAS

EMPRESA: CAJA NACIONAL DE AHORRO Y SEGURO (E.L.)

Periodo: ENERO DE 1999 - JUNIO DE 1999

ANEXO VI - INVERSIONES FINANCIERAS

| INVERSION               |          |        |         |             |               | MOVIMIENTO SEGUN LIBROS |                       |                           |              |  |  |
|-------------------------|----------|--------|---------|-------------|---------------|-------------------------|-----------------------|---------------------------|--------------|--|--|
| FECHA                   | TIPO     | NUMERO | ENTIDAD | VENCIMIENTO | SALDO INICIAL | DEPOSITOS COMPRA        | INTERESES REVALUACION | RETIROVENTA REVAL./AMORT. | SALDO FINAL  |  |  |
| <b>PLAZO FIJO N° 18</b> |          |        |         |             |               |                         |                       |                           |              |  |  |
| 01-ene-99               | Pzo.Fijo |        |         |             | 0.00          |                         |                       |                           | 0.00         |  |  |
| 15-mar-99               | Pzo.Fijo |        |         |             | 0.00          | 2,000,000.00            |                       |                           | 2,000,000.00 |  |  |
| 17-may-99               | Pzo.Fijo |        |         |             | 2,000,000.00  |                         | 36,250.03             |                           | 2,036,250.03 |  |  |
| 17-may-99               | Pzo.Fijo |        |         |             | 2,036,250.03  |                         |                       | 2,036,250.03              | 0.00         |  |  |
| 30-jun-99               | Pzo.Fijo |        |         |             | 0.00          |                         |                       |                           | 0.00         |  |  |
| <b>PLAZO FIJO N° 19</b> |          |        |         |             |               |                         |                       |                           |              |  |  |
| 01-ene-99               | Pzo.Fijo |        |         |             | 0.00          |                         |                       |                           | 0.00         |  |  |
| 29-mar-99               | Pzo.Fijo |        |         |             | 0.00          | 1,000,000.00            |                       |                           | 1,000,000.00 |  |  |
| 17-may-99               | Pzo.Fijo |        |         |             | 1,000,000.00  |                         | 12,624.66             |                           | 1,012,624.66 |  |  |
| 29-jun-99               | Pzo.Fijo |        |         |             | 1,012,624.66  |                         | 9,782.23              |                           | 1,022,406.89 |  |  |
| 30-jun-99               | Pzo.Fijo |        |         |             | 1,022,406.89  |                         |                       |                           | 1,022,406.89 |  |  |
| <b>PLAZO FIJO N° 20</b> |          |        |         |             |               |                         |                       |                           |              |  |  |
| 01-ene-99               | Pzo.Fijo |        |         |             | 0.00          |                         |                       |                           | 0.00         |  |  |
| 10-may-99               | Pzo.Fijo |        |         |             | 0.00          | 723,865.77              |                       |                           | 723,865.77   |  |  |
| 22-jun-99               | Pzo.Fijo |        |         |             | 723,865.77    | 66,534.70               |                       |                           | 790,400.47   |  |  |
| 22-jun-99               | Pzo.Fijo |        |         |             | 790,400.47    |                         | 7,035.38              |                           | 797,435.85   |  |  |
| 30-jun-99               | Pzo.Fijo |        |         |             | 797,435.85    |                         |                       |                           | 797,435.85   |  |  |



*[Handwritten signature]*

*[Handwritten signature]*

PROY-501  
12237

RENDICION DE CUENTAS

EMPRESA: CAJA NACIONAL DE AHORRO Y SEGURO (E.L.)

Periodo: ENERO DE 1999 - JUNIO DE 1999

ANEXO VI - INVERSIONES FINANCIERAS

| INVERSION                            |                |        |         | MOVIMIENTO SEGUN LIBROS |               |                  |                       |                          |               |
|--------------------------------------|----------------|--------|---------|-------------------------|---------------|------------------|-----------------------|--------------------------|---------------|
| FECHA                                | TIPO           | NUMERO | ENTIDAD | VENCIMIENTO             | SALDO INICIAL | DEPOSITOS COMPRA | INTERESES REVALUACION | RETROVENTA REVAL./AMORT. | SALDO FINAL   |
| <b>TOTAL INVERSIONES FINANCIERAS</b> |                |        |         |                         |               |                  |                       |                          |               |
| PLAZO FIJO N° 21                     |                |        |         |                         | 8,002,578.05  | 8,660,248.14     | 526,198.65            | 3,633,549.51             | 13,555,475.33 |
| 01-ene-99                            | Pzo.Fijo       |        |         |                         | 0.00          |                  |                       |                          | 0.00          |
| 26-may-99                            | Pzo.Fijo       |        |         |                         | 0.00          | 1,000,000.00     |                       |                          | 1,000,000.00  |
| 30-jun-99                            | Pzo.Fijo       |        |         |                         | 1,000,000.00  |                  |                       |                          | 1,000,000.00  |
|                                      |                |        |         |                         | 8,002,578.05  |                  |                       |                          | 13,555,475.33 |
| 30-jun-99                            | Pzo.Fijo n° 1  |        |         |                         | 2,012,087.29  |                  |                       |                          | 2,120,046.54  |
| 30-jun-99                            | Pzo.Fijo n° 3  |        |         |                         | 1,650,634.39  |                  |                       |                          | 1,121,055.94  |
| 30-jun-99                            | Pzo.Fijo n° 5  |        |         |                         | 63,254.62     |                  |                       |                          | 0.00          |
| 30-jun-99                            | Pzo.Fijo n° 6  |        |         |                         | 2,110,844.41  |                  |                       |                          | 1,580,604.30  |
| 30-jun-99                            | Pzo.Fijo n° 7  |        |         |                         | 1,055,076.16  |                  |                       |                          | 1,111,686.64  |
| 30-jun-99                            | Pzo.Fijo n° 11 |        |         |                         | 110,881.18    |                  |                       |                          | 0.00          |
| 30-jun-99                            | Pzo.Fijo n° 13 |        |         |                         | 1,000,000.00  |                  |                       |                          | 2,542,977.92  |
| 30-jun-99                            | Pzo.Fijo n° 14 |        |         |                         | 0.00          |                  |                       |                          | 2,053,737.20  |
| 30-jun-99                            | Pzo.Fijo n° 15 |        |         |                         | 0.00          |                  |                       |                          | 102,844.63    |
| 30-jun-99                            | Pzo.Fijo n° 16 |        |         |                         | 0.00          |                  |                       |                          | 0.00          |
| 30-jun-99                            | Pzo.Fijo n° 17 |        |         |                         | 0.00          |                  |                       |                          | 102,679.42    |
| 30-jun-99                            | Pzo.Fijo n° 18 |        |         |                         | 0.00          |                  |                       |                          | 0.00          |
| 30-jun-99                            | Pzo.Fijo n° 19 |        |         |                         | 0.00          |                  |                       |                          | 1,022,406.89  |
| 30-jun-99                            | Pzo.Fijo n° 20 |        |         |                         | 0.00          |                  |                       |                          | 797,435.85    |
| 30-jun-99                            | Pzo.Fijo n° 21 |        |         |                         | 0.00          |                  |                       |                          | 1,000,000.00  |
| <b>TOTALES:</b>                      |                |        |         |                         | 8,002,578.05  |                  |                       |                          | 13,555,475.33 |



Cont. MICHEL A. ESPINOSA  
 Cont. RICARDO FERNANDEZ  
 AUDITOR INTERNO  
 CNAS (E.L.)

Cont. OSVALDO M. A. ACEVEDO  
 Liquidador





12237  
PROY-SOI

RENDICION DE CUENTAS

EMPRESA: CAJA NACIONAL DE AHORRO Y SEGURO (E.L.)

PERIODO: ENERO DE 1999 - JUNIO DE 1999

ANEXO VII - SITUACION DE LOS CREDITOS

| MES       | CONCEPTO                            | MOVIMIENTOS SEGUN LIBROS |          |            |             |                |               |            |                |                       |      |      |  |                |
|-----------|-------------------------------------|--------------------------|----------|------------|-------------|----------------|---------------|------------|----------------|-----------------------|------|------|--|----------------|
|           |                                     | CORRIENTES               |          |            |             |                | NO CORRIENTES |            |                |                       |      |      |  |                |
|           |                                     | Saldo Inicial            | Débitos  | Créditos   | Saldo Final | Saldo Inicial  | Débitos       | Créditos   | Por Cuenta     | Saldo Final Del Rubro |      |      |  |                |
| ENE. 1999 | OTROS CREDITOS                      | 183,600.00               |          |            | 183,600.00  | 0.00           | 0.00          | 0.00       | 0.00           | 0.00                  | 0.00 | 0.00 |  |                |
|           | PMOS.OTORG. A L. PZO.- G. ADMINIST. |                          |          |            |             | 120,396,524.99 | 2,297,197.89  | 246,041.15 | 122,447,681.73 |                       |      |      |  |                |
|           | PMOS.OTORG. A L. PZO. - G. JUDICIAL |                          |          |            |             | 22,029,918.50  | 0.00          | 3,297.87   | 22,026,620.63  |                       |      |      |  | 144,474,302.36 |
| FEB. 1999 | OTROS CREDITOS                      | 183,600.00               |          | 183,600.00 | 0.00        | 0.00           | 0.00          | 0.00       | 0.00           | 0.00                  | 0.00 | 0.00 |  |                |
|           | PMOS.OTORG. A L. PZO.- G. ADMINIST. |                          |          |            |             | 122,447,681.73 | 0.00          | 22,722.08  | 122,424,959.65 |                       |      |      |  |                |
|           | PMOS.OTORG. A L. PZO. - G. JUDICIAL |                          |          |            |             | 22,026,620.63  | 0.00          | 4,425.86   | 22,022,194.77  |                       |      |      |  | 144,447,154.42 |
| MAR. 1999 | OTROS CREDITOS                      | 0.00                     | 1,850.00 |            | 1,850.00    | 0.00           | 0.00          | 0.00       | 0.00           | 0.00                  | 0.00 | 0.00 |  |                |
|           | PMOS.OTORG. A L. PZO.- G. ADMINIST. |                          |          |            |             | 122,424,959.65 | 0.00          | 284,791.08 | 122,140,168.57 |                       |      |      |  |                |
|           | PMOS.OTORG. A L. PZO. - G. JUDICIAL |                          |          |            |             | 22,022,194.77  | 0.00          | 30,426.92  | 21,991,767.85  |                       |      |      |  | 144,131,936.42 |
| ABR. 1999 | OTROS CREDITOS                      | 1,850.00                 | 1,560.00 |            | 3,410.00    | 0.00           | 0.00          | 0.00       | 0.00           | 0.00                  | 0.00 | 0.00 |  |                |
|           | PMOS.OTORG. A L. PZO.- G. ADMINIST. |                          |          |            |             | 122,140,168.57 | 0.00          | 291,891.46 | 121,848,277.11 |                       |      |      |  |                |
|           | PMOS.OTORG. A L. PZO. - G. JUDICIAL |                          |          |            |             | 21,991,767.85  | 0.00          | 90,878.73  | 21,900,889.12  |                       |      |      |  | 143,749,166.23 |

ANEXO II



*[Handwritten signature]*

*[Handwritten signature]*

12237  
PROY-501

EMPRESA: CAJA NACIONAL DE AHORRO Y SEGURO (E.L.)

PERIODO: ENERO DE 1999 - JUNIO DE 1999

ANEXO VII - SITUACION DE LOS CREDITOS

| MES       | CONCEPTO                            | MOVIMIENTOS SEGUN LIBROS |                 |                   |                 |                       |                      |                      |                       |             |           |      |  |                       |  |
|-----------|-------------------------------------|--------------------------|-----------------|-------------------|-----------------|-----------------------|----------------------|----------------------|-----------------------|-------------|-----------|------|--|-----------------------|--|
|           |                                     | CORRIENTES               |                 |                   |                 |                       | NO CORRIENTES        |                      |                       |             |           |      |  |                       |  |
|           |                                     | Saldo Inicial            | Débitos         | Créditos          | Saldo Final     | Saldo Inicial         | Débitos              | Créditos             | Por Cuenta            | Saldo Final | Del Rubro |      |  |                       |  |
| MAY. 1999 | OTROS CREDITOS                      | 3,410.00                 | 5,824.16        | 1,560.00          | 7,674.16        | 0.00                  | 0.00                 | 0.00                 | 0.00                  | 0.00        | 0.00      | 0.00 |  |                       |  |
|           | PMOS.OTORG. A L. PZO.- G. ADMINIST. |                          |                 |                   |                 | 121,848,277.11        | 0.00                 | 46,175.08            | 121,802,102.03        |             |           |      |  |                       |  |
|           | PMOS.OTORG. A L. PZO. - G. JUDICIAL |                          |                 |                   |                 | 21,900,899.12         | 0.00                 | 75,371.94            | 21,825,517.18         |             |           |      |  | 143,627,619.21        |  |
| JUN. 1999 | OTROS CREDITOS                      | 7,674.16                 | 30.00           | 5,512.16          | 2,192.00        | 0.00                  | 0.00                 | 0.00                 | 0.00                  | 0.00        | 0.00      | 0.00 |  |                       |  |
|           | PMOS.OTORG. A L. PZO.- G. ADMINIST. |                          |                 |                   |                 | 121,802,102.03        | 11,140,984.13        | 2,529,554.01         | 130,413,532.15        |             |           |      |  |                       |  |
|           | PMOS.OTORG. A L. PZO. - G. JUDICIAL |                          |                 |                   |                 | 21,825,517.18         | 7,811,706.38         | 18,272,803.88        | 11,364,419.68         |             |           |      |  | 141,777,951.83        |  |
|           | <b>TOTAL CREDITOS</b>               | <b>183,800.00</b>        | <b>9,264.16</b> | <b>190,672.16</b> | <b>2,192.00</b> | <b>142,426,443.49</b> | <b>21,249,888.40</b> | <b>21,898,380.06</b> | <b>141,777,951.83</b> |             |           |      |  | <b>141,777,951.83</b> |  |

*[Signature]*  
JULIO A. LARREGINA

Cont. OSVALDO M. A. ACEVEDO  
Liquidador

*[Signature]*  
CR. RICARDO FERNANDEZ  
AUDITOR INTERNO  
CNAS (E.L.)

ANEXO II



PROY-SOI  
2237

RENDICION DE CUENTAS

PERIODO: ENERO DE 1999 - JUNIO DE 1999

EMPRESA: CAJA NACIONAL DE AHORRO Y SEGURO (E.L.)

ANEXO VII / BIS - SITUACION DE LOS OTROS ACTIVOS

| MES                        | CONCEPTO                     | MOVIMIENTOS SEGUN LIBROS |                 |             |                 |                   |                 |                   |            |                       |  |  |  |                  |
|----------------------------|------------------------------|--------------------------|-----------------|-------------|-----------------|-------------------|-----------------|-------------------|------------|-----------------------|--|--|--|------------------|
|                            |                              | CORRIENTES               |                 |             |                 |                   | NO CORRIENTES   |                   |            |                       |  |  |  |                  |
|                            |                              | Saldo Inicial            | Débitos         | Créditos    | Saldo Final     | Saldo Inicial     | Débitos         | Créditos          | Por Cuenta | Saldo Final Del Rubro |  |  |  |                  |
| ENE. 1999                  | SINIESTROS RECUP. A REALIZAR | 0.00                     |                 |             | 0.00            | 501,262.00        |                 |                   |            | 319,307.00            |  |  |  | 181,955.00       |
| FEB. 1999                  | SINIESTROS RECUP. A REALIZAR | 0.00                     |                 |             | 0.00            | 181,955.00        | 708.00          |                   |            |                       |  |  |  | 182,663.00       |
| MAR. 1999                  | SINIESTROS RECUP. A REALIZAR | 0.00                     |                 |             | 0.00            | 182,663.00        |                 |                   |            |                       |  |  |  | 182,663.00       |
| ABR. 1999                  | SINIESTROS RECUP. A REALIZAR | 0.00                     |                 |             | 0.00            | 182,663.00        | 708.00          |                   |            |                       |  |  |  | 183,371.00       |
| MAY. 1999                  | SINIESTROS RECUP. A REALIZAR | 0.00                     | 5,753.58        |             | 5,753.58        | 183,371.00        |                 |                   |            |                       |  |  |  | 183,371.00       |
| JUN. 1999                  | SINIESTROS RECUP. A REALIZAR | 5,753.58                 |                 |             | 5,753.58        | 183,371.00        |                 |                   |            | 121,242.00            |  |  |  | 62,129.00        |
| <b>TOTAL OTROS ACTIVOS</b> |                              | <b>0.00</b>              | <b>5,753.58</b> | <b>0.00</b> | <b>5,753.58</b> | <b>501,262.00</b> | <b>1,416.00</b> | <b>440,549.00</b> |            |                       |  |  |  | <b>62,129.00</b> |

Cont. MIGUEL A. LARREGUIA

CP RICARDO FERNANDEZ  
AUDITOR INTERNO  
GNAS (F.L.)

Cont. OSVALDO M. R. ADEVERO  
Liquidador



RENDICION DE CUENTAS

PERIODO: ENERO DE 1999 - JUNIO DE 1999

EMPRESA: CAJA NACIONAL DE AHORRO Y SEGURO (E.L.)

ANEXO VIII - SITUACION DE LOS BIENES DE USO

| MES                        | CONCEPTO            | Saldo           |             | Altas       |          | Bajas       |          | Saldo Final |                 |
|----------------------------|---------------------|-----------------|-------------|-------------|----------|-------------|----------|-------------|-----------------|
|                            |                     | Inicial         | Importe     | Importe     | Concepto | Importe     | Concepto | Por Cuenta  | Del Rubro       |
| ENE. 1999                  | MAQUINARIA Y EQUIPO | 2,267.00        | 0.00        | 0.00        |          | 0.00        |          |             | 2,267.00        |
| FEB. 1999                  | MAQUINARIA Y EQUIPO | 2,267.00        | 0.00        | 0.00        |          | 0.00        |          |             | 2,267.00        |
| MAR. 1999                  | MAQUINARIA Y EQUIPO | 2,267.00        | 0.00        | 0.00        |          | 0.00        |          |             | 2,267.00        |
| ABR. 1999                  | MAQUINARIA Y EQUIPO | 2,267.00        | 0.00        | 0.00        |          | 0.00        |          |             | 2,267.00        |
| MAY. 1999                  | MAQUINARIA Y EQUIPO | 2,267.00        | 0.00        | 0.00        |          | 0.00        |          |             | 2,267.00        |
| JUN. 1999                  | MAQUINARIA Y EQUIPO | 2,267.00        | 0.00        | 0.00        |          | 0.00        |          |             | 2,267.00        |
| <b>TOTAL BIENES DE USO</b> |                     | <b>2,267.00</b> | <b>0.00</b> | <b>0.00</b> |          | <b>0.00</b> |          |             | <b>2,267.00</b> |

PROY-501  
12237

Cont. OSVALDO M. ACEVEDO  
Liquidador

CR. RICARDO FERNANDEZ  
AUDITOR INTERNO  
CNAS (E.L.)

Cont. MIGUEL A. LARREGINA

